



convotherm

08/92



***Ersatzteilkatalog ***
*** Spare Parts Catalogue ***

convotherm AR


convotherm
Elektrogeräte GmbH

convotherm AR



Ersatzteilliste - Spare parts list

| Benennung Designation | Teile-Nr. Part-No | Typ Type | Stückzahl bei AR/Quantity | | | | | | | | | | | | | | | | Bemerkungen Remarks |
|--|----------------------|-------------|---------------------------|----|----|----|----|----|----|-----|---|----|----|----|----|----|------------------------------|-----|---|
| | | | | | | | | | | | | | SK | | | | bis Ende 1980 to end 1980 | | |
| | | | 8 | 12 | 18 | 28 | 40 | 54 | 72 | 108 | 8 | 12 | 18 | 28 | 16 | 30 | 50 | 100 | |
|  - Gitterrost - grid | 3001000 | 380x265 | 4 | 6 | 9 | - | - | - | - | - | - | - | - | - | 8 | - | - | - | Teile Nr. 3001000 bis 3001040: Zubehör nach Wahl parts no. 3001000 to 3001040: accessories |
| | 3001022 | 530x360 | - | - | - | 7 | 10 | - | - | - | - | - | - | - | - | 6 | 10 | 20 | |
| | 3001040 | 590x500 | - | - | - | - | - | 9 | 12 | 18 | - | - | - | - | - | - | - | - | |
|  - Kartoffelbehälter - container | 3002010 | 380x265 | - | - | - | - | - | - | - | - | 2 | 3 | 5 | - | - | - | - | | |
| | 3002020 | 530x360 | - | - | - | - | - | - | - | - | - | - | - | 4 | - | - | - | | |

convotherm AR**Ersatzteilliste - Spare parts list**




| Benennung Designation | Teile-Nr. Part-No | Typ Type | Stückzahl bei AR/Quantity | | | | | | | | | | | | | | | | Bemerkungen Remarks |
|---|----------------------|--|---------------------------|----|----|----|----|----|----|-----|----|----|----|----|------------------------------|----|----|-----|------------------------|
| | | | | | | | | | | | SK | | | | bis Ende 1980 to end 1980 | | | | |
| | | | 8 | 12 | 18 | 28 | 40 | 54 | 72 | 108 | 8 | 12 | 18 | 28 | 16 | 30 | 50 | 100 | |
|  | 4001015 | Motorschütz motor- contactor 20A 220V/50Hz. | - | - | 1 | 1 | 1 | 1 | 1 | 2 | - | - | 1 | 1 | 1 | 1 | 1 | 2 | |
| | 4001015 | Heizungs- schütz heater - contactor | - | - | 1 | 1 | 1 | 1 | - | - | - | - | 1 | 1 | 1 | 1 | 1 | 2 | |
| | 4001020 | | - | - | - | - | - | - | - | 2 | - | - | - | - | - | - | - | - | |
| | 4001030 | Heizungs- schütz heater- contactor 32A 220V/50Hz. | - | - | - | - | - | - | 1 | - | - | - | - | - | - | - | - | - | |




- Schütz
- contactor

| Benennung Designation | Teile-Nr. Part-No | Typ Type | Stückzahl bei AR/Quantity | | | | | | | | | | | | | | | | Bemerkungen Remarks | |
|--|----------------------|--------------|---------------------------|----|----|----|----|----|----|-----|----|----|----|----|------------------------------|----|----|-----|---|--|
| | | | | | | | | | | | SK | | | | bis Ende 1980 to end 1980 | | | | | |
| | | | 8 | 12 | 18 | 28 | 40 | 54 | 72 | 108 | 8 | 12 | 18 | 28 | 16 | 30 | 50 | 100 | | |
|  - Überstromrelais - over-current relay | 4002040 | 0,4 - 0,6 A | - | - | 1 | 1 | - | - | - | - | - | - | 1 | 1 | 1 | - | - | - | bis Geräte-Nr.: to model no.: AR 18: G 115531 AR 28: H 115631 AR 40: J 115576 AR 54: K 125480 AR 72: L 115170 AR 108: Z 105098 | |
| | 4002045 | 0,8 - 1,2 A | - | - | - | - | 1 | 1 | 1 | 2 | - | - | - | - | - | 1 | 1 | 2 | | |
|  - Motorschützscharter - motor protection switch | 4002031 | 0,4 - 0,63 A | - | - | 1 | 1 | - | - | - | - | - | - | 1 | 1 | - | - | - | - | | ab Geräte-Nr.: as from model-no.: AR 18: G 115532 AR 28: H 115632 AR 40: J 115577 AR 54: K 125481 AR 72: L 115171 AR108: Z 105099 |
| | 4002032 | 0,63 - 1,0 A | - | - | - | - | 1 | 1 | 1 | 2 | - | - | - | - | - | - | - | - | | |
| | 4002034 | 1,0 - 1,6 A | - | - | - | - | - | - | - | - | - | - | - | - | - | - | - | - | | |
| | | | | | | | | | | | | | | | | | | | | |

convotherm AR

Ersatzteilliste - Spare parts list


| Benennung Designation | Teile-Nr. Part-No | Typ Type | Stückzahl bei AR/Quantity | | | | | | | | | | | | | | | | Bemerkungen Remarks |
|---|----------------------|-------------|---------------------------|-----|----|----|----|----|----|-----|---|----|-----|----|----|----|------------------------------|-----|--|
| | | | | | | | | | | | | | SK | | | | bis Ende 1980 to end 1980 | | |
| | | | 8 | 12 | 18 | 28 | 40 | 54 | 72 | 108 | 8 | 12 | 18 | 28 | 16 | 30 | 50 | 100 | |
|  - Kondensator - condensor | 4003042 | 4µF - 400V | - | 1* | - | - | - | - | - | - | - | - | 1* | - | - | - | - | - | * bis Geräte-Nr.: to model no.: F 083494 **ab Geräte-Nr.: as from model no.: F 083494 |
| | 4003041 | 2µF - 400V | - | 1** | - | - | - | - | - | - | - | - | 1** | - | - | - | - | - | |
|  - Reihensicherungsklemme | 4001010 | 10A | - | - | 1 | 1 | 1 | 1 | 1 | 1 | - | - | 1 | 1 | - | - | - | - | - ab Baujahr 1984 - as from year of construction 1984 |
|  - Feinsicherung | 4005066 | 2 A | - | - | 1 | 1 | 1 | 1 | 1 | 1 | - | - | 1 | 1 | - | - | - | - | - ab Baujahr 1984 - as from year of construction 1984 |

| Benennung Designation | Teile-Nr. Part-No | Typ Type | Stückzahl bei AR/Quantity | | | | | | | | | | | | | | | | Bemerkungen Remarks |
|--|----------------------|-------------|---------------------------|----|----|----|----|----|----|-----|----|----|----|----|------------------------------|----|----|-----|--|
| | | | | | | | | | | | SK | | | | bis Ende 1980 to end 1980 | | | | |
| | | | 8 | 12 | 18 | 28 | 40 | 54 | 72 | 108 | 8 | 12 | 18 | 28 | 16 | 30 | 50 | 100 | |
|  - Einbausicherungssockel - Neozed - fuse support - neozed | 4004020 | 2 - 16A | - | - | 4 | 4 | 4 | 4 | 4 | 4 | - | - | 4 | 4 | 4 | 4 | 4 | 4 | *ab Baujahr 1984 as from year of construction 1984 |
| | 4004025 | 20 - 63A | - | - | - | - | - | - | - | 6 | - | - | - | - | - | - | - | - | |
| | 4004025 | 20 - 63A | - | - | - | - | - | - | - | 6* | - | - | - | - | - | - | - | - | |
|   - Schraubkappe - Neozed - screw lid - neozed | 4004030 | 2 - 16A | - | - | 4 | 4 | 4 | 4 | 4 | 4 | - | - | 4 | 4 | 4 | 4 | 4 | 4 | |
| | 4004035 | 20 - 63A | - | - | - | - | - | - | - | 6 | - | - | - | - | - | - | - | 6 | |
| | 4004035 | 20 - 63A | - | - | - | - | - | - | - | 6* | - | - | - | - | - | - | - | - | |

convotherm AR

Ersatzteilliste - Spare parts list

| Benennung Designation | Teile-Nr. Part-No | Typ Type | Stückzahl bei AR/Quantity | | | | | | | | | | | | | | | | Bemerkungen Remarks |
|--|----------------------|-------------|---------------------------|----|----|----|----|----|----|-----|----|----|----|----|------------------------------|----|----|-----|---|
| | | | | | | | | | | | SK | | | | bis Ende 1980 to end 1980 | | | | |
| | | | 8 | 12 | 18 | 28 | 40 | 54 | 72 | 108 | 8 | 12 | 18 | 28 | 16 | 30 | 50 | 100 | |
|  | 4005010 | 2A | - | - | 4 | 4 | 1 | 1 | 1 | 1 | - | - | 4 | 4 | 4 | 1 | 1 | 1 | |
|  | 4005011 | 4A | - | - | - | - | 3 | 3 | 3 | 3 | - | - | - | - | - | 3 | 3 | 3 | |
| | 4005015 | 25A | - | - | - | - | - | - | - | 6 | - | - | - | - | - | - | - | 6 | |
|  | 4005014 | 20A | - | - | - | - | - | - | - | 6* | - | - | - | - | - | - | - | - | * ab Baujahr 1984 as from year of construction 1984 |
| - Paßeinsatz - Neozed - fitted piece - neozed | | | | | | | | | | | | | | | | | | | |
|  | 4005050 | 2A | - | - | 4 | 4 | 1 | 1 | 1 | 1 | - | - | 4 | 4 | 4 | 1 | 1 | 1 | |
| | 4005051 | 4A | - | - | - | - | 3 | 3 | 3 | 3 | - | - | - | - | - | 3 | 3 | 3 | |
| | 4005055 | 25A | - | - | - | - | - | - | - | 6 | - | - | - | - | - | - | - | 6 | |
| | 4005058 | 20A | - | - | - | - | - | - | - | 6* | - | - | - | - | - | - | - | - | |
| - Sicherungseinsatz - Neozed - fuse link - neozed | | | | | | | | | | | | | | | | | | | |

| Benennung Designation | Teile-Nr. Part-No | Typ Type | Stückzahl bei AR/Quantity | | | | | | | | | | | | | | | | Bemerkungen Remarks |
|--|-------------------------------------|--------------------------------------|---------------------------|----|----|----|----|----|----|-----|----|----|----|----|------------------------------|----|----|----------------------------|------------------------|
| | | | | | | | | | | | SK | | | | bis Ende 1980 to end 1980 | | | | |
| | | | 8 | 12 | 18 | 28 | 40 | 54 | 72 | 108 | 8 | 12 | 18 | 28 | 16 | 30 | 50 | 100 | |
|  <p>- Silikonlitze als Meterware - silicon stranded wire by the motor</p> | 4008030 | 2,5 mm ² schwarz/black | | | | | | | | | | | | | | | | nach Bedarf as required | |
| | 4008031 | blau/blue | | | | | | | | | | | | | | | | | |
| | 4008032 | grün-gelb green-yellow | | | | | | | | | | | | | | | | | |
| | 4008035 | 4,0 mm ² schwarz/black | | | | | | | | | | | | | | | | | |
| | 4008040 | 6,0 mm ² schwarz/black | | | | | | | | | | | | | | | | | |
| | 4008045 | 10 mm ² schwarz/black | | | | | | | | | | | | | | | | | |
| | 4008047 | grün-gelb green-yellow | | | | | | | | | | | | | | | | | |
| | 4008050 | 16 mm" schwarz/black | | | | | | | | | | | | | | | | | |
| 4008057 | 25 mm" grün-gelb green-yellow | | | | | | | | | | | | | | | | | | |

convotherm AR

Ersatzteilliste - Spare parts list



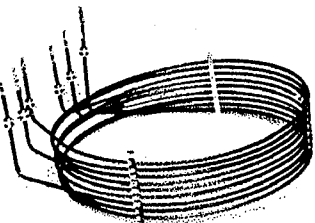
| Benennung Designation | Teile-Nr. Part-No | Typ Type | Stückzahl bei AR/Quantity | | | | | | | | | | | | | | | | Bemerkungen Remarks |
|---|----------------------|------------------------------------|---------------------------|----|----|----|----|----|----|------|----|----|----|----|------------------------------|----|----|-----|---|
| | | | | | | | | | | | SK | | | | bis Ende 1980 to end 1980 | | | | |
| | | | 8 | 12 | 18 | 28 | 40 | 54 | 72 | 108 | 8 | 12 | 18 | 28 | 16 | 30 | 50 | 100 | |
|  - Zeitschaltuhr - timer | 5001001 | 90 Min. | 1 | 1 | 1 | 1 | 1 | 1 | 1 | 2*/1 | 1 | 1 | 1 | 1 | 1 | 1 | 1 | 2 | Ersatz für Teile-Nr.: 500100(60 Min.) replacement for part- no.: 500100 (60 Min.) *bis/to: Z 105099 |
| | 5001002 | Befestigungs- set fixing kit | 1 | 1 | 1 | 1 | 1 | 1 | 1 | 2*/1 | 1 | 1 | 1 | 1 | 1 | 1 | 1 | 2 | |
|  - Thermostat - thermostat | 5001021 | 50 - 250° C | 1 | 1 | 1 | 1 | 1 | 1 | 1 | 2*/1 | 1 | 1 | 1 | 1 | 1 | 1 | 1 | 2 | Ersatz für Teile-Nr.: 500102 (50-300° C) replacement for part- no.: 501020 (50-300° C) |

| Benennung Designation | Teile-Nr. Part-No | Typ Type | Stückzahl bei AR/Quantity | | | | | | | | | | | | | | | | Bemerkungen Remarks |
|---|----------------------|--------------------|---------------------------|----|----|----|----|----|----|------|----|----|----|----|------------------------------|----|----|---|--|
| | | | | | | | | | | | SK | | | | bis Ende 1980 to end 1980 | | | | |
| | | | 8 | 12 | 18 | 28 | 40 | 54 | 72 | 108 | 8 | 12 | 18 | 28 | 16 | 30 | 50 | 100 | |
|  | 5004011* | 220V grün/green | 1 | 1 | 1 | - | - | - | - | - | 1 | 1 | 1 | - | - | - | - | *Ersatz für Teile-Nr.: 5004010 (rot) replacement for part no.: 5004010 (red) | |
| - Signalleuchte, komplett - signal lamp, complete D = 10 mm | 5004015 | gelb/yellow | 1 | 1 | 1 | - | - | - | - | - | 1 | 1 | 1 | - | - | - | - | | |
|  | 5004022** | grün/green | - | - | - | 1 | 1 | 1 | 1 | 1/2° | - | - | - | 1 | 1 | 1 | 1 | 2 | **Ersatz für Teile-Nr.: 5004020 (rot) replacement for part no.: 5004020 (red) |
| - Signalleuchte mit Glimmlampe - signal light with glow lamp D = 16 mm | 5004026 | gelb/yellow | - | - | - | 1 | 1 | 1 | 1 | 1/2° | - | - | - | 1 | 1 | 1 | 1 | 2 | |
|  | 5004060 | 220V/E 10 | - | - | - | 2 | 2 | 2 | 2 | 2/4° | - | - | - | 2 | 2 | 2 | 2 | 4 | passend zu Teile-Nr.: 5004022, 5004026 fits part no.: 5004022, 5004026 |
| - Glimmlampe - glow light | | | | | | | | | | | | | | | | | | | °bis Z 105099 |

convotherm AR



Ersatzteilliste - Spare parts list



| Benennung Designation | Teile-Nr. Part-No | Typ Type | Stückzahl bei AR/Quantity | | | | | | | | | | | | | | | | Bemerkungen Remarks |
|--|----------------------|-------------|---------------------------|----|----|----|----|----|----|-----|----|----|----|----|------------------------------|----|----|-----|------------------------|
| | | | | | | | | | | | SK | | | | bis Ende 1980 to end 1980 | | | | |
| | | | 8 | 12 | 18 | 28 | 40 | 54 | 72 | 108 | 8 | 12 | 18 | 28 | 16 | 30 | 50 | 100 | |
|  <p>- Heizungsanschlußklemme - heater supply terminal</p> | 5006060 | 6,5x7,5x20 | - | 2 | 2 | 6 | 6 | 6 | 6 | 12 | - | 2 | 2 | 6 | 2 | 6 | 6 | 12 | |

| Benennung Designation | Teile-Nr. Part-No | Typ Type | Stückzahl bei AR/Quantity | | | | | | | | | | | | | | | | Bemerkungen Remarks |
|---|----------------------|----------------------------------|---------------------------|----|----|----|----|----|----|-----|----|----|----|----|------------------------------|----|---|-------------------------------------|------------------------|
| | | | | | | | | | | | SK | | | | bis Ende 1980 to end 1980 | | | | |
| | | | 8 | 12 | 18 | 28 | 40 | 54 | 72 | 108 | 8 | 12 | 18 | 28 | 16 | 30 | 50 | 100 | |
|  | 5007013 | 3,2kW/220V D = 230 | 1 | - | - | - | - | - | - | - | 1 | - | - | - | - | - | - | | |
| | 5007014 | Befestigungs- set/fixing set | 1 | - | - | - | - | - | - | - | - | - | - | - | - | - | - | separat bestellen order separate | |
| | 5007017 | 3,2kW/220V D = 300 | - | 1 | - | - | - | - | - | - | - | - | - | 1* | - | - | - | *nur für AR 16S only for AR 16S | |
| - Rohrheizkörper - tubular heater  | 5007021 | 5,4kW/380V D = 300 | - | - | 1 | - | - | - | - | - | 1 | 1 | - | 1 | - | - | Ersatz für Teile-Nr.: 5007020 (5,6kW, D=250) | | |
| | 5007018 | Befestigungs- set/fixing set | - | 1 | 1 | - | - | - | - | - | 1 | 1 | - | 1 | - | - | replacement for part-no.: 5007020 (5,6kW, D=250) | | |
| | 5007032 | 9kW/220V D = 400 | - | - | - | 1 | 1 | - | - | - | - | - | 1 | - | - | - | | | |
| | 5007035 | 12kW/220V D = 400 | - | - | - | - | - | 1 | - | 2 | - | - | - | - | 1 | 1 | 2 Ersatz für Teile-Nr.: 5007035 (12kW/380V) | | |
| | 5007038 | 18kW/380V D = 400 | - | - | - | - | - | - | 1 | - | - | - | - | - | - | - | replacement for part-no.: 5007034 (12kW/380V) no.: 5007034 | | |
| - Rohrheizkörper - tubular heater  | 5007022 | Befestigungs- set, fixing kit | - | - | - | 1 | 1 | 1 | 1 | 2 | - | - | - | 1 | - | 1 | 2 separat bestellen order separate | | |

convotherm AR



Ersatzteilliste - Spare parts list


| Benennung Designation | Teile-Nr. Part-No | Typ Type | Stückzahl bei AR/Quantity | | | | | | | | | | | | | | | | Bemerkungen Remarks |
|--|----------------------|--|---------------------------|----|----|----|----|----|----|-----|----|----|----|----|------------------------------|----|----|---|-------------------------------------|
| | | | | | | | | | | | SK | | | | bis Ende 1980 to end 1980 | | | | |
| | | | 8 | 12 | 18 | 28 | 40 | 54 | 72 | 108 | 8 | 12 | 18 | 28 | 16 | 30 | 50 | 100 | |
|  - Spaltmotor - split-pole motor | 5008021 | 220V/50Hz. Welle D = 7 shaft D = 7 | 1 | - | - | - | - | - | - | - | 1 | - | - | - | - | - | - | - | |
| | 5008023 | Befestigungs- set, fixing kit | 1 | - | - | - | - | - | - | - | 1 | - | - | - | - | - | - | - | separat bestellen order separate |
|  - Drehstrommotor - three-phase A.C. motor | 5008040 | 0,12kW Welle D = 8 shaft D = 8 | - | - | - | - | - | - | - | - | - | - | - | 1* | - | - | - | * bis Geräte-Nr.: to model no.:019 | |
| | 5008041 | 0,12kW Welle D = 11 shaft D = 11 | - | - | 1 | 1 | - | - | - | - | - | 1 | 1 | 1* | 1 | - | - | *ab Geräte-Nr.: as from model no.:020 | |
| | 5008042 | Befestigungs- satz, fixing set | - | - | 1 | 1 | - | - | - | - | - | - | 1 | 1 | 1 | 1 | - | separat bestellen order separate | |
| | 5008051 | 0,32kW Welle D = 14 shaft D = 14 | - | - | - | - | 1 | 1 | 1 | 2 | - | - | - | - | - | - | 1 | 2 | |
| | 5008050 | Befestigungs- satz, fixing set | - | - | - | - | 1 | 1 | 1 | 2 | - | - | - | - | - | - | 1 | 2 | separat bestellen order separate |

| Benennung Designation | Teile-Nr. Part-No | Typ Type | Stückzahl bei AR/Quantity | | | | | | | | | | | | | | | | Bemerkungen Remarks | |
|---|----------------------|---|---------------------------|----|----|----|----|----|----|-----|----|----|----|----|------------------------------|----|----|-----|------------------------|--|
| | | | | | | | | | | | SK | | | | bis Ende 1980 to end 1980 | | | | | |
| | | | 8 | 12 | 18 | 28 | 40 | 54 | 72 | 108 | 8 | 12 | 18 | 28 | 16 | 30 | 50 | 100 | | |
|  <p>- Wechselstrommotor mit Wellenbolzen - current motor with shaft bolt</p> | 5008032 | 0,035kW Welle D = 10 Welle D = 10 | - | 1 | - | - | - | - | - | - | - | - | 1 | - | - | - | - | - | - | inklusive: included: 1 x 4003041 Kondensator 2 µF condensor 2 µF 1 x 4006006 Klemmleiste 6 mm ² terminal block 6 mm ² 1 x Schaltplan |
| | 5008033 | Befestigungs- satz, fixing set | - | 1 | - | - | - | - | - | - | - | - | 1 | - | - | - | - | - | - | |
| | 6000015 | D = 108 Nabe D = 5 nab D = 5 | - | 1 | - | - | - | - | - | - | - | - | 1 | - | - | - | - | - | - | |
|  <p>- Kühlflügel - cooling blades</p> | | | | | | | | | | | | | | | | | | | | |

convotherm AR




Ersatzteilliste - Spare parts list


| Benennung Designation | Teile-Nr. Part-No | Typ Type | Stückzahl bei AR/Quantity | | | | | | | | | | | | | | | | Bemerkungen Remarks | |
|--|----------------------|--|---------------------------|----|----|----|----|----|----|-----|----|----|----|----|------------------------------|----|----|-----|------------------------|--|
| | | | | | | | | | | | SK | | | | bis Ende 1980 to end 1980 | | | | | |
| | | | 8 | 12 | 18 | 28 | 40 | 54 | 72 | 108 | 8 | 12 | 18 | 28 | 16 | 30 | 50 | 100 | | |
|  <p>- Ventilatorrad - ventilator wheel</p> | 6000026 | V2A D = 180x27 Nabe D = 7 nab D = 7 | 1 | - | - | - | - | - | - | - | 1 | - | - | - | - | - | - | - | - | |
|  <p>- Buchse für Ventilatorrad - bushing for ventilator wheel</p> | 6000027 | V2A | 1 | - | - | - | - | - | - | - | 1 | - | - | - | - | - | - | - | - | |

| Benennung Designation | Teile-Nr. Part-No | Typ Type | Stückzahl bei AR/Quantity | | | | | | | | | | | | | | | | Bemerkungen Remarks |
|---|----------------------|--|---------------------------|----|----|----|----|----|----|-----|----|----|----|----|------------------------------|----|----|---|------------------------|
| | | | | | | | | | | | SK | | | | bis Ende 1980 to end 1980 | | | | |
| | | | 8 | 12 | 18 | 28 | 40 | 54 | 72 | 108 | 8 | 12 | 18 | 28 | 16 | 30 | 50 | 100 | |
|  <p>- Ventilatorrad verzinkt - ventilator wheel zinepladed</p> | 6000034 | D = 250x62 Nabe D = 10 nab D = 10 | - | 1 | - | - | - | - | - | - | - | 1 | - | - | - | - | - | | |
| | 6000036 | D = 200x92 Nabe D = 8 nab D = 8 | - | - | - | - | - | - | - | - | - | - | - | 1* | - | - | - | *bis Geräte-Nr.:019 to model no.:019 | |
| | 6000037 | D = 250x92 Nabe D = 11 nab D = 11 | - | - | 1 | - | - | - | - | - | - | 1 | - | 1* | - | - | - | *ab Geräte-Nr.:020 as from model no.:020 | |
| | 6000043 | D = 315x92 Nabe D = 11 nab D = 11 | - | - | - | 1 | - | - | - | - | - | - | 1 | - | 1 | - | - | | |
| | 6000051 | D = 355x114 Nabe D = 14 nab D = 14 | - | - | - | - | 1 | 1 | 1 | 2 | - | - | - | - | 1 | 1 | 2 | | |

convotherm AR

Ersatzteilliste - Spare parts list



| Benennung Designation | Teile-Nr. Part-No | Typ Type | Stückzahl bei AR/Quantity | | | | | | | | | | | | | | | | Bemerkungen Remarks |
|--|----------------------|-----------------------------------|---------------------------|----|----|----|----|----|----|-----|---|----|----|----|----|----|------------------------------|-----|--|
| | | | | | | | | | | | | | SK | | | | bis Ende 1980 to end 1980 | | |
| | | | 8 | 12 | 18 | 28 | 40 | 54 | 72 | 108 | 8 | 12 | 18 | 28 | 16 | 30 | 50 | 100 | |
|  - Scharnier, klein inkl. Schrauben - hinge, small incl. screws | 6001020 | 50x57 | 2 | - | - | - | - | - | - | - | - | 2 | - | - | - | - | - | - | *bis Baujahr 1987 to year of construction 1987 |
|  - Scharnier, mittel inkl. Schrauben - hinge, normal big incl. screws | 6001031 | 110x80 | 2* | 2 | 2 | 2 | 2 | 2 | - | - | - | - | - | - | 2 | 2 | 2 | - | *ab Baujahr 1987 as from year of construction 1987 |
| | 6001030 | Befestigungs- satz, fixing kit | 2* | 2 | 2 | 2 | 2 | 2 | - | - | - | - | - | - | 2 | 2 | 2 | - | separat bestellen order separate |
|  - Scharnier, groß inkl. Schrauben - hinge, big incl. screws | 6001040 | 112x78 | - | - | - | - | - | - | 2 | 3** | - | 2 | 2 | 2 | - | - | - | 3 | **bis Geräte Nr.: Z 110323 to model no.: Z 110323 |
| | 6001039 | Befestigungs- satz, fixing kit | - | - | - | - | - | - | 2 | 3** | - | 2 | 2 | 2 | - | - | - | 3 | |

| Benennung Designation | Teile-Nr. Part-No | Typ Type | Stückzahl bei AR/Quantity | | | | | | | | | | | | | | | | Bemerkungen Remarks | |
|---|----------------------|--|---------------------------|----|----|----|----|----|----|-----|----|----|----|----|------------------------------|----|----|-----|------------------------|--|
| | | | | | | | | | | | SK | | | | bis Ende 1980 to end 1980 | | | | | |
| | | | 8 | 12 | 18 | 28 | 40 | 54 | 72 | 108 | 8 | 12 | 18 | 28 | 16 | 30 | 50 | 100 | | |
|  - Scharnier, groß (schmal) - hinge, big (tal) | 6001042 | HS 100 V2A innenliegend schmal insied mountin tal | - | - | - | - | - | - | - | 3 | - | - | - | - | - | - | - | - | - | ab Geräte-Nr.: Z 110324 as from model no.: Z 110324 bis Geräte-Nr.: Z 031370 to model no.: Z 031370 |
| | 6001041 | HS 100 V2A innenliegend insied mountin | - | - | - | - | - | - | - | 3 | - | - | - | - | - | - | - | - | - | ab Geräte-Nr.: Z 031371 as from model no.: Z 031371 |
| | 6001033 | Befestigungs- set, fixing kit | - | - | - | - | - | - | - | 3 | - | - | - | - | - | - | - | - | - | separat bestellen order separate |

| Benennung Designation | Teile-Nr. Part-No | Typ Type | Stückzahl bei AR/Quantity | | | | | | | | | | | | | | | | Bemerkungen Remarks |
|---|---|-----------------------------------|-----------------------------------|----|----|----|----|----|----|-----|----|----|----|----|------------------------------|----|----|-------------------------------------|-------------------------------------|
| | | | | | | | | | | | SK | | | | bis Ende 1980 to end 1980 | | | | |
| | | | 8 | 12 | 18 | 28 | 40 | 54 | 72 | 108 | 8 | 12 | 18 | 28 | 16 | 30 | 50 | 100 | |
|  | 6002012 | 60x11 mittel normal big | 1 | 1 | - | - | - | - | - | - | 1 | - | - | - | - | - | - | - | |
| |  | 6002013 | Befestigungs- satz, fixing kit | 1 | 1 | - | - | - | - | - | - | 1 | - | - | - | - | - | - | separat bestellen order separate |
| - Doppelkugelschnäpper - twin-ball-latch | | 6002015 | 69x13 groß/big | - | - | 1 | - | - | - | - | - | 1 | - | - | - | - | - | | |
|  | 6002014 | Befestigungs- satz/fixing kit | - | - | 1 | - | - | - | - | - | - | 1 | - | - | - | - | - | separat bestellen order separate | |
| | - Bügelgriff - handle | 6002020 | 140 lg. | 1 | 1 | 1 | - | - | - | - | - | 1 | 1 | - | - | - | - | | |
| | 6002023 | Befestigungs- satz, fixing kit | 1 | 1 | 1 | - | - | - | - | - | - | 1 | 1 | - | - | - | - | separat bestellen order separate | |



convotherm AR

Ersatzteilliste - Spare parts list

| Benennung Designation | Teile-Nr. Part-No | Typ Type | Stückzahl bei AR/Quantity | | | | | | | | | | | | | | | | Bemerkungen Remarks |
|---|----------------------|----------------------------------|---------------------------|----|----|----|----|----|----|-----|---|----|----|----|------------------------------|----|----|-----|--|
| | | | | | | | | | | | | | SK | | bis Ende 1980 to end 1980 | | | | |
| | | | 8 | 12 | 18 | 28 | 40 | 54 | 72 | 108 | 8 | 12 | 18 | 28 | 16 | 30 | 50 | 100 | |
|  - Kantenverschluß - flush lock | 6002030 | 28x28x180 | - | - | - | 1 | 1 | 1 | 1 | 2* | - | - | - | - | 1 | 1 | 1 | 2 | inklusive: including: 1 x 6002041 Pendelkloben bracket 1 x 6002042 Sockel/base |
|  - Drucktaste - schwarz - press-button, black | 6002029 | Befestigungs- set, fixing set | - | - | - | 1 | 1 | 1 | 1 | 2* | - | - | - | - | 1 | 1 | 1 | 2 | |
| | 6002036 | | - | - | - | 1 | 1 | 1 | 1 | 2* | - | - | - | - | 1 | 1 | 1 | 2 | *bis Geräte-Nr.: Z 035086 to model no.: Z 035086 |

convotherm AR

Ersatzteilliste - Spare parts list

| Benennung Designation | Teile-Nr. Part-No | Typ Type | Stückzahl bei AR/Quantity | | | | | | | | | | | | | | | | Bemerkungen Remarks |
|--|----------------------|----------------------------------|---------------------------|----|----|----|----|----|----|-----|----|----|----|----|------------------------------|----|----|-----|---|
| | | | | | | | | | | | SK | | | | bis Ende 1980 to end 1980 | | | | |
| | | | 8 | 12 | 18 | 28 | 40 | 54 | 72 | 108 | 8 | 12 | 18 | 28 | 16 | 30 | 50 | 100 | |
|  | 6002041 | 5 mm | - | - | - | 1 | 1 | 1 | 1 | 2* | - | - | - | - | 1 | 1 | 1 | 2 | Socket separat bestellen incl. base by order |
| | 6002040 | Befestigungs- satz/fixing set | - | - | - | 1 | 1 | 1 | 1 | 2* | - | - | - | - | 1 | 1 | 1 | 1 | separat bestellen order separate |
|  | 6002042 | 5 mm | - | - | - | 1 | 1 | 1 | 1 | 2* | - | - | - | - | 1 | 1 | 1 | 2 | *bis Geräte-Nr.: Z 035086 to model no.: Z 035086 |

- Pendelkloben
- bracket



- Sockel
- base

| Benennung Designation | Teile-Nr. Part-No | Typ Type | Stückzahl bei AR/Quantity | | | | | | | | | | | | | | | | Bemerkungen Remarks |
|---|----------------------|----------------------------------|---------------------------|----|----|----|----|----|----|-----|----|----|----|----|------------------------------|----|----|---|------------------------|
| | | | | | | | | | | | SK | | | | bis Ende 1980 to end 1980 | | | | |
| | | | 8 | 12 | 18 | 28 | 40 | 54 | 72 | 108 | 8 | 12 | 18 | 28 | 16 | 30 | 50 | 100 | |
|  - Verschlußelement - lock element | 6002073 | | - | - | - | - | - | - | - | 2* | - | - | - | - | - | - | - | *ab Geräte Nr.: Z 035087 as from model no.: Z 035087 | |
| | 6002075 | Befestigungs- satz/fixing kit | - | - | - | - | - | - | - | 2* | - | - | - | - | - | - | - | separat bestellen order separate | |
| | 6002075 | | - | - | - | - | - | - | - | 2* | - | - | - | - | - | - | - | | |
|  - Schließkloben - lock bracket | 6002076 | Befestigungs- satz/fixing kit | - | - | - | - | - | - | - | 2* | - | - | - | - | - | - | - | separat bestellen order separate | |
| | | | | | | | | | | | | | | | | | | | |


convotherm AR

Ersatzteilliste - Spare parts list

| Benennung Designation | Teile-Nr. Part-No | Typ Type | Stückzahl bei AR/Quantity | | | | | | | | | | | | | | | | Bemerkungen Remarks |
|---|----------------------|----------------------------------|---------------------------|----|----|----|----|----|----|-----|----|----|----|----|------------------------------|----|----|-----|--|
| | | | | | | | | | | | SK | | | | bis Ende 1980 to end 1980 | | | | |
| | | | 8 | 12 | 18 | 28 | 40 | 54 | 72 | 108 | 8 | 12 | 18 | 28 | 16 | 30 | 50 | 100 | |
|  <ul style="list-style-type: none"> - Außenhebel rechts - lock outside, right hand - Hebelverschluß, gekröpft - leverlock, cranked - Kloben für Hebelverschluß - bracket for leverlock | 6002070 | | - | - | - | - | - | - | - | 1* | - | - | - | - | - | - | - | - | * ab Geräte-Nr.: Z 035087 as from model no.: Z 035087 |
| | 6002071 | Befestigungs- satz/fixing kit | - | - | - | - | - | - | - | 1* | - | - | - | - | - | - | - | - | separat bestellen order separate |
| | 6002086 | | - | - | - | - | - | - | - | - | - | - | 1 | 1 | - | - | - | - | |
| | 6002090 | Befestigungs- satz/fixing kit | - | - | - | - | - | - | - | - | - | - | 1 | 1 | - | - | - | - | |
| | 6002087 | | - | - | - | - | - | - | - | - | - | - | 1 | 1 | - | - | - | - | |
|  <ul style="list-style-type: none"> - PVC - Handgriff - PVC - handle | 6002091 | Befestigungs- satz/fixing kit | - | - | - | - | - | - | - | - | - | - | 1 | 1 | - | - | - | - | |
| | 6002072 | | - | - | - | - | - | - | - | 1* | - | - | - | - | - | - | - | - | |



| Benennung Designation | Teile-Nr. Part-No | Typ Type | Stückzahl bei AR/Quantity | | | | | | | | | | | | | | | | Bemerkungen Remarks |
|--|----------------------|-------------|---------------------------|----|----|----|----|----|----|-----|----|----|----|----|------------------------------|----|----|-----|------------------------|
| | | | | | | | | | | | SK | | | | bis Ende 1980 to end 1980 | | | | |
| | | | 8 | 12 | 18 | 28 | 40 | 54 | 72 | 108 | 8 | 12 | 18 | 28 | 16 | 30 | 50 | 100 | |
|  - Knebel - pointer switch | 6003011 | 0 - 90 Min. | 1 | 1 | 1 | 1 | 1 | 1 | 1 | 2* | 1 | 1 | 1 | 1 | 1 | 1 | 1 | 2 | *bis/to: Z 105099 |
| | | | | | | | | | | 1* | - | - | - | - | - | - | - | - | * ab/as: Z 105100 |
| | 6003016 | 50 - 250° | 1 | 1 | 1 | 1 | 1 | 1 | 1 | 2* | - | - | - | - | - | - | - | - | *bis/to: Z 105099 |
| | | | | | | | | | | 1* | - | - | - | - | - | - | - | - | *ab/as: Z 105100 |
|  - Gummifuß - rubber foot | 6004011 | D = 40x25 | 4 | 4 | 4 | 4 | 4 | 4 | 4 | - | 4 | 4 | 4 | 4 | 4 | 4 | 4 | - | |

| Benennung Designation | Teile-Nr. Part-No | Typ Type | Stückzahl bei AR/Quantity | | | | | | | | | | | | | | | | Bemerkungen Remarks |
|--|----------------------|-------------|---------------------------|----|----|----|----|----|----|-----|----|----|----|----|------------------------------|----|----|-----|---|
| | | | | | | | | | | | SK | | | | bis Ende 1980 to end 1980 | | | | |
| | | | 8 | 12 | 18 | 28 | 40 | 54 | 72 | 108 | 8 | 12 | 18 | 28 | 16 | 30 | 50 | 100 | |
|  <p>- Pendelfuß - pendulum foot</p> | 6004040 | D = 50 | - | - | - | - | - | - | - | 4* | - | - | - | - | - | - | - | 4 | *bis Geräte-Nr.: Z 031370 to model no.: Z 031370 |
|  <p>- PVC-Fußplatt - PVC-foot plate</p> | 6004041 | D = 50 | - | - | - | - | - | - | - | 4* | - | - | - | - | - | - | - | 4 | *bis Geräte-Nr.: Z 031370 to model no.: Z 031370 |

| Benennung Designation | Teile-Nr. Part-No | Typ Type | Stückzahl bei AR/Quantity | | | | | | | | | | | | | | | | Bemerkungen Remarks | |
|--|----------------------|-------------|---------------------------|----|----|----|----|----|----|-----|----|----|----|----|------------------------------|----|----|-----|------------------------|--|
| | | | | | | | | | | | SK | | | | bis Ende 1980 to end 1980 | | | | | |
| | | | 8 | 12 | 18 | 28 | 40 | 54 | 72 | 108 | 8 | 12 | 18 | 28 | 16 | 30 | 50 | 100 | | |
|  <p>- Einschlag-Stellfuß, Metall - height adjustable insert for leg-metal</p> | 6004046 | 50x50 | - | - | - | - | - | - | - | 4 | - | - | - | - | - | - | - | - | - | ab Geräte-Nr.: Z 031371 as from model no.: Z 031371 |



convotherm AR

Ersatzteilliste - Spare parts list

| Benennung Designation | Teile-Nr. Part-No | Typ Type | Stückzahl bei AR/Quantity | | | | | | | | | | | | | | | | Bemerkungen Remarks |
|--|----------------------|---|---------------------------|----|----|----|----|----|----|-----|----|----|----|----|------------------------------|----|----|-----|---|
| | | | | | | | | | | | SK | | | | bis Ende 1980 to end 1980 | | | | |
| | | | 8 | 12 | 18 | 28 | 40 | 54 | 72 | 108 | 8 | 12 | 18 | 28 | 16 | 30 | 50 | 100 | |
|  - Lenkrolle mit Schraubplatte - guide roll with bolt plate | 6004054 | D = 125x25 | - | - | - | - | - | - | - | - | - | - | - | - | - | - | - | 2* | *bis Geräte-Nr.:035 to model no.:035 |
| | 6004052 | D = 100x32 mit Stop with stop | - | - | - | - | - | - | 2 | - | - | - | - | - | - | - | - | - | - nur bei Geräten mit Beschickungswagen - for model with card only |
|  - Lenkrolle mit Stop - guide roll with stop | 6004053 | D = 125x32 ohne Stop without stop | - | - | - | - | - | - | - | 2 | - | - | - | - | - | - | - | 2** | ** ab Geräte Nr..036 as from model no.:036 |
| | 6004051 | D = 100x32 ohne Stop without stop | - | - | - | - | - | - | x | - | - | - | - | - | - | - | - | - | auf Wunsch/optional |
| | 6004055 | D = 125x32 | - | - | - | - | - | - | - | x | - | - | - | - | - | - | - | - | auf Wunsch/optional |



convotherm AR

Ersatzteilliste - Spare parts list

| Benennung Designation | Teile-Nr. Part-No | Typ Type | Stückzahl bei AR/Quantity | | | | | | | | | | | | | | | | Bemerkungen Remarks |
|--|----------------------|-------------|---------------------------|----|----|----|----|----|----|-----|----|----|----|----|------------------------------|----|----|-----|---|
| | | | | | | | | | | | SK | | | | bis Ende 1980 to end 1980 | | | | |
| | | | 8 | 12 | 18 | 28 | 40 | 54 | 72 | 108 | 8 | 12 | 18 | 28 | 16 | 30 | 50 | 100 | |
|  - Bockrolle mit Schraubplatte - bench roll with bolt plate | 6004064 | D = 125x32 | - | - | - | - | - | - | - | - | - | - | - | - | - | - | - | 2* | *bis Geräte Nr.:035 to model no.:035 |
|  - Bockrolle - bench roll | 6004062 | D = 100x32 | - | - | - | - | - | - | 2 | - | - | - | - | - | - | - | - | - | -nur bei Geräten mit Beschickungswagen -for model with cart only |
| | 6004065 | D = 125x32 | - | - | - | - | - | - | - | 2 | - | - | - | - | - | - | - | 2** | **ab Geräte Nr.:036 as from model no.:036 |



convotherm AR

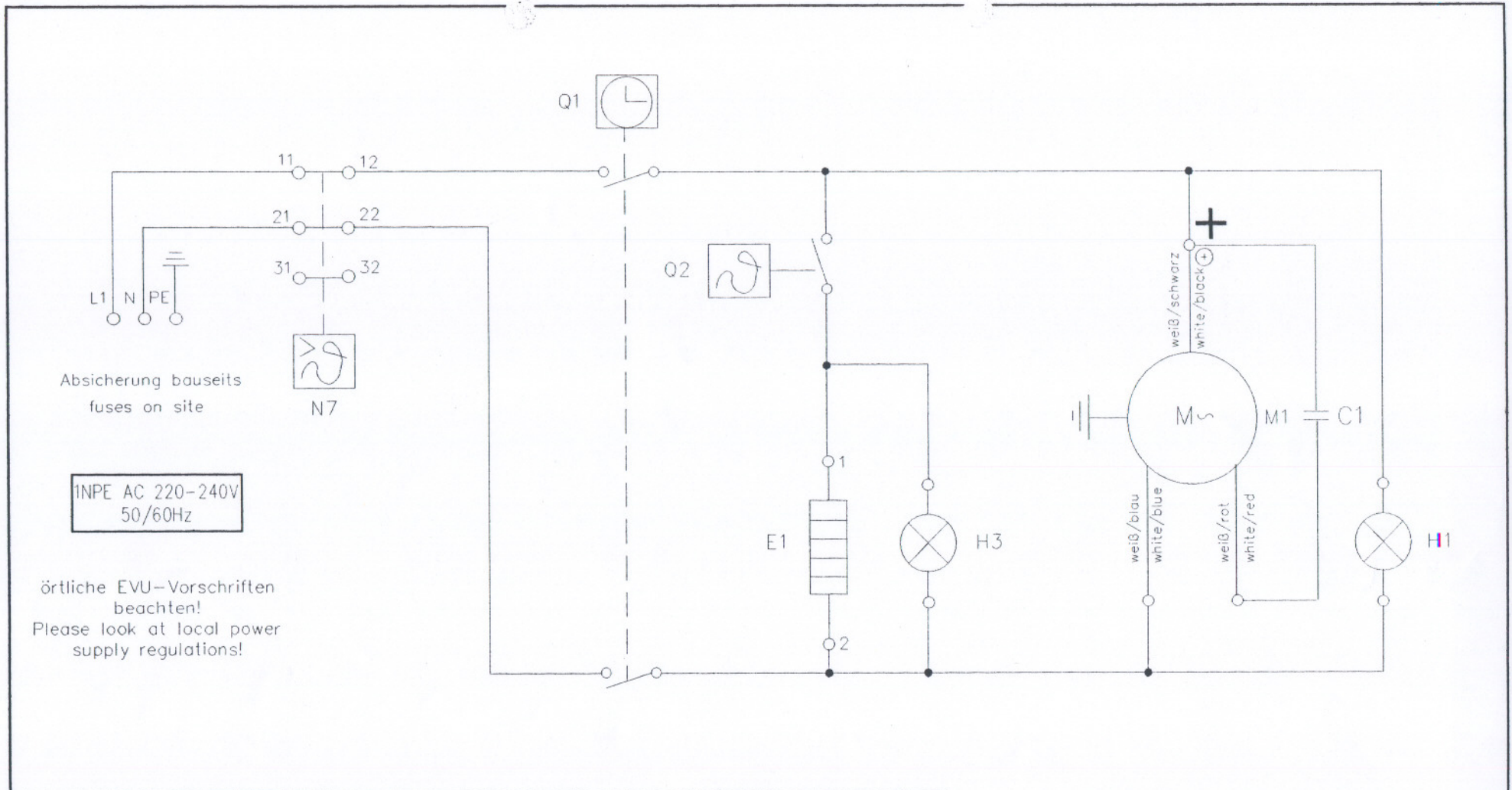
Ersatzteilliste - Spare parts list

| Benennung Designation | Teile-Nr. Part-No | Typ Type | Stückzahl bei AR/Quantity | | | | | | | | | | | | | | | | Bemerkungen Remarks |
|--|----------------------|-------------|---------------------------|----|----|----|----|----|----|-----|----|----|----|----|------------------------------|----|----|-----|--|
| | | | | | | | | | | | SK | | | | bis Ende 1980 to end 1980 | | | | |
| | | | 8 | 12 | 18 | 28 | 40 | 54 | 72 | 108 | 8 | 12 | 18 | 28 | 16 | 30 | 50 | 100 | |
|  <ul style="list-style-type: none"> - Türdichtung als kompletter Rahmen - door seal as complete frame | 7001018 | | - | - | - | - | - | - | - | - | - | - | - | - | - | - | - | 1 | |
| <ul style="list-style-type: none"> - Türdichtung als Meterware - door seal by the motor | 7001013 | | - | - | - | - | - | - | x | - | - | - | - | - | - | - | - | x | auf Wunsch/optional |
| <ul style="list-style-type: none"> - Türdichtung 2-teilig - door seal, 2-parts | 7001021 | | - | - | - | - | - | - | 1 | - | - | - | - | - | - | - | - | - | bis/to Z 031370 |
| | 7001031 | ┌ | - | - | - | - | - | - | 1 | - | - | - | - | - | - | - | - | - | ab/as Z 031371 |
|  <ul style="list-style-type: none"> - Silikonkleber - silikon glue | 7004020 | E 43 | - | - | - | - | - | - | 1 | - | - | - | - | - | - | - | - | 1 | -zum Verkleben von Teile Nr.: 7001013 -for cementing parts no.: 7001013 |

convotherm AR

Ersatzteilliste - Spare parts list

| Benennung Designation | Teile-Nr. Part-No | Typ Type | Stückzahl bei AR/Quantity | | | | | | | | | | | | | | | | Bemerkungen Remarks |
|---|----------------------|-------------|---------------------------|----|----|----|----|----|----|-----|----|----|----|----|------------------------------|----|----|-----|-------------------------|
| | | | | | | | | | | | SK | | | | bis Ende 1980 to end 1980 | | | | |
| | | | 8 | 12 | 18 | 28 | 40 | 54 | 72 | 108 | 8 | 12 | 18 | 28 | 16 | 30 | 50 | 100 | |
|  - Klammer für Thermostat - clamp for thermostat | 8009020 | 17x16x3,5 | - | 3 | 3 | 3 | 3 | 3 | 3 | 6 | 3 | 3 | 3 | 3 | 3 | 3 | 3 | 6 | |
|  - Glasscheibe - window | 6008030 | 400x500 | - | - | - | 1 | - | - | - | - | - | - | - | 1 | - | - | - | - | nach Modell as model |
| | 6008010 | 320x250 | 1 | 1 | 1 | - | - | - | - | - | 1 | 1 | 1 | - | - | - | - | - | |



| Pos. | Bezeichnung | Designation | Teile-Nr./Part-No. |
|--------|--------------------------------|-------------------------|--------------------|
| Q1 | Zeitschaltuhr 90 min. | timer 90 min. | 5001001 |
| Q2 | Thermostat 50 bis 250°C | thermostat 50 - 250°C | 5001036 |
| H1/ H3 | Signalleuchte gelb | signal lamp yellow | 5004026 |
| M1 | Motor 35W | motor 35W | 5008032 |
| C1 | Kondensator 2µF 400V | capacitor 2µF 400V | 4003041 |
| E1 | Rohrheizkörper 3,2KW/230V | heating coil 3,2KW/230V | 5007017 |
| N7 | Sicherheitstemperaturbegrenzer | safety thermostat | 5001039 |

| Spannung voltage | Stromaufnahme power consumption | Rohrheizkörper heating coil E1 |
|---------------------|------------------------------------|--------------------------------------|
| 230V | 13,9A | 3,2KW |
| 240V | 14,5A | 3,5KW |

| Datum | Name | CONVOTHERM | |
|--------------------------|----------|------------|------|
| gez. 2.02.99 | Wittmann | | |
| gepr. 5.3.99 | | | |
| Benennung: | | | |
| Stromlaufplan AR 12 | | | |
| 1NPE AC 220-240V/50/60Hz | | | |
| Zeichn.-Nr. 53.08735 | | | |
| Zust | Änd. | Datum | Name |