DESPIECE TECNICO

# Cocinas Eléctricas
# Electric Ranges
# Founeaux Electriques
# Elektro-Herde
# Cucine Elettricce

## Gama 900

**Modelos:**

**CE9-20**
**CE9-40**
**CE9-41**

*Mayo 2001 May*

FAGOR

Fagor Industrial

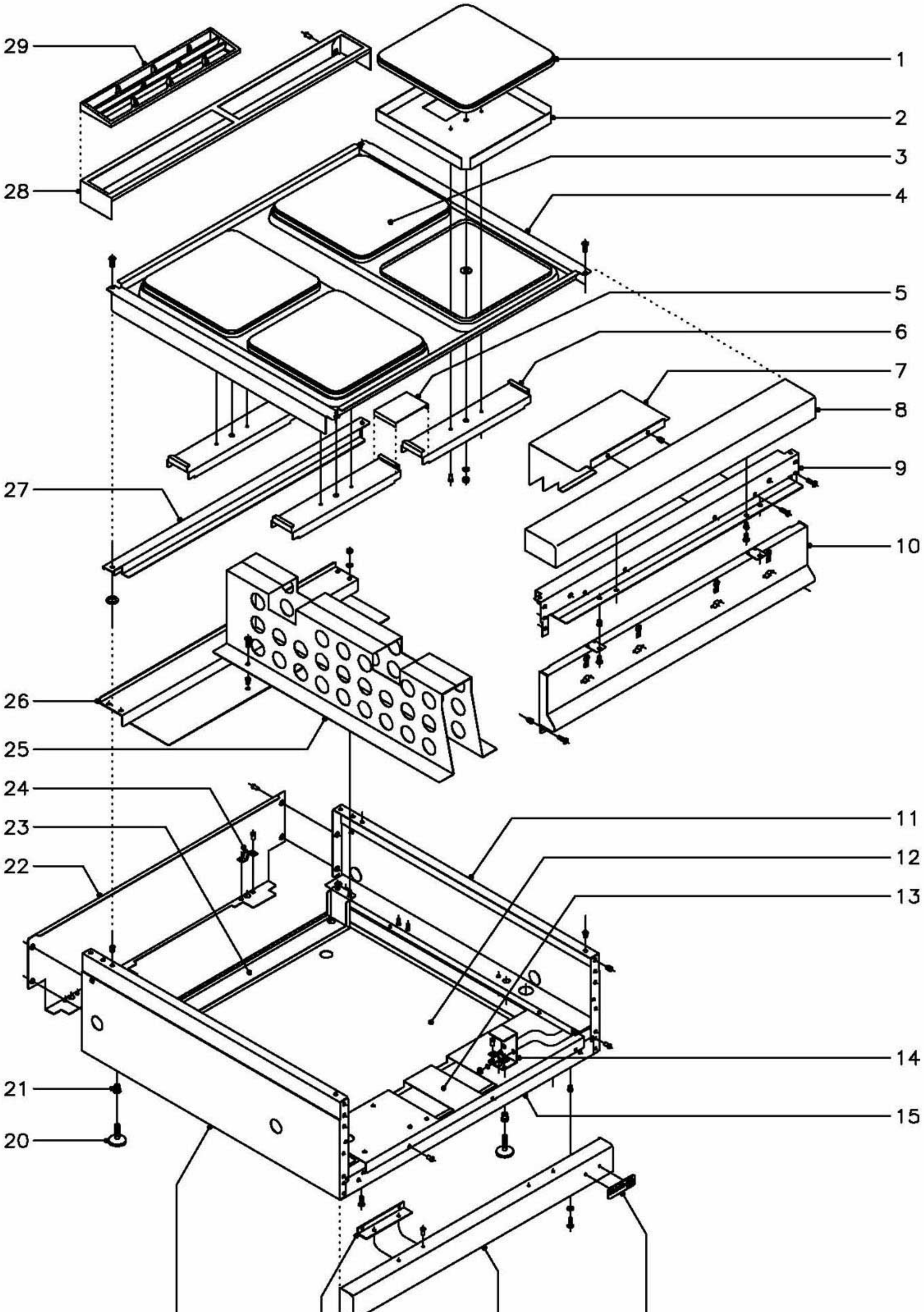


| N plano | Firma | Fecha | Aparato | Lamina | |
|---|---|---|---|---|---|
| C–1016 | | 5–2001 | MUEBLE<br>COCINAS CE9–20, CE9–40 | 1 | Fagor Industrial S.Coop. FAGOR<br>Oñate |

| MOD. | COCINAS ELECTRICAS | ZONA | MUEBLE | PLANO | C-1016 |
|---|---|---|---|---|---|

| ITEM | CODIGO | DENOMINACION | TEXTO | CE9-20 | CE9-40 | | | | | | | | NOTAS |
|---|---|---|---|---|---|---|---|---|---|---|---|---|---|
| 1 | U673011 | Placa 3000 W., 230V. | | 1 | 3 | | | | | | | | |
| 2 | U675404 | Cazoleta de placas | | 2 | 4 | | | | | | | | |
| 3 | U673010 | Placa 4000 W., 230V. | | 1 | 1 | | | | | | | | |
| 4 | U655450 | Mesa 1/2 M. | | 1 | - | | | | | | | | |
| 4 | U675450 | Mesa 1 M. | | - | 1 | | | | | | | | |
| | Q152004 | Tornillo aplastado M-5x13 | | 4 | 4 | | | | | | | | |
| 5 | U675455 | Apoyo puente amarre placas | | - | 2 | | | | | | | | |
| 6 | U655404 | Puente amarre placas | | 2 | 4 | | | | | | | | |
| | Q419005 | Remache tubular Ø 4x8 | | 4 | 8 | | | | | | | | |
| | Q232050 | Arandela plana A-8 | | 2 | 4 | | | | | | | | |
| | Q262050 | Arandela muelle A-8 | | 2 | 4 | | | | | | | | |
| | Q162050 | Tuerca exagonal M-8 | | 2 | 4 | | | | | | | | |
| 7 | U802602 | Chapa proteccion conmutadores | | 1 | 2 | | | | | | | | |
| | Q221342 | Remache exagonal M-5 | | 2 | 4 | | | | | | | | |
| | Q152004 | Tornillo aplastado M-5x13 | | 2 | 4 | | | | | | | | |
| 8 | X165400 | Anterior de mesa 1/2 M. | | 1 | - | | | | | | | | |
| 8 | R165431 | Anterior de mesa 1 M. | | - | 1 | | | | | | | | |
| | Q221342 | Remache exagonal M-5 | | 2 | 2 | | | | | | | | |
| | Q152004 | Tornillo aplastado M-5x13 | | 2 | 2 | | | | | | | | |
| 9 | X162667 | Escuadra amarre anterior mesa 1/2 | | 1 | - | | | | | | | | |
| 9 | R162613 | Escuadra amarre anterior mesa 1 | | - | 1 | | | | | | | | |
| | Q221342 | Remache exagonal M-5 | | 6 | 6 | | | | | | | | |
| | Q152004 | Tornillo aplastado M-5x13 | | 6 | 6 | | | | | | | | |
| 10 | U652850 | Panel portamandos 1/2 M. | | 1 | - | | | | | | | | |
| 10 | U672850 | Panel portamandos 1 M. | | - | 1 | | | | | | | | |
| | Q221342 | Remache exagonal M-5 | | 4 | 4 | | | | | | | | |
| | Q152004 | Tornillo aplastado M-5x13 | | 4 | 4 | | | | | | | | |
| 11 | R162810 | Panel lateral derecho | | 1 | 1 | | | | | | | | |
| | | | | | | | | | | | | | |

| MOD. | COCINAS ELECTRICAS | ZONA | MUEBLE | PLANO | C-1016 |
|---|---|---|---|---|---|

| ITEM | CODIGO | DENOMINACION | TEXTO | CE9-20 | CE9-40 | | | | | | | | NOTAS |
|---|---|---|---|---|---|---|---|---|---|---|---|---|---|
| 12 | U652852 | Base inferior 1/2 M. | | 1 | - | | | | | | | | |
| 12 | U662850 | Base inferior 1 M. | | - | 1 | | | | | | | | |
| | Q221342 | Remache exagonal M-5 | | 4 | 4 | | | | | | | | |
| | Q152004 | Tornillo aplastado M-5x13 | | 4 | 4 | | | | | | | | |
| 13 | U652650 | Escuadra soporte regleta | | 1 | - | | | | | | | | |
| 13 | U672652 | Escuadra soporte regleta | | - | 1 | | | | | | | | |
| | Q419005 | Remache tubular Ø 4x8 | | 3 | 3 | | | | | | | | |
| 14 | H012805 | Escuadra amarre pata | | 2 | 2 | | | | | | | | |
| | Q302022 | Arandela plana Ø16xØ6x1,2 | | 4 | 4 | | | | | | | | |
| | Q162030 | Tuerca exagonal M-5 | | 4 | 4 | | | | | | | | |
| 15 | U652651 | Liston amarre zocalo 1/2 M. | | 1 | - | | | | | | | | |
| 15 | H022604 | Liston amarre zocalo 1 M. | | - | 1 | | | | | | | | |
| | Q419005 | Remache tubular Ø 4x8 | | 4 | 4 | | | | | | | | |
| 16 | U262806 | Escudo FAGOR | | 1 | 1 | | | | | | | | |
| | Q221023 | Clips sujecion escudo | | 2 | 2 | | | | | | | | |
| 17 | R372806 | Zocalo anterior 1/2 M. | | 1 | - | | | | | | | | |
| 17 | R392800 | Zocalo anterior 1 M. | | - | 1 | | | | | | | | |
| | Q221342 | Remache exagonal M-5 | | 2 | 2 | | | | | | | | |
| | Q302022 | Arandela plana Ø16xØ6x1,2 | | 2 | 2 | | | | | | | | |
| | Q152004 | Tornillo aplastado M-5x13 | | 2 | 2 | | | | | | | | |
| 18 | U325611 | Escuadra | | 1 | 2 | | | | | | | | |
| | Q419005 | Remache tubular Ø 4x8 | | 2 | 4 | | | | | | | | |
| 19 | R162812 | Panel lateral izquierdo | | 1 | 1 | | | | | | | | |
| 20 | Z200105 | Pata regulable | | 4 | 4 | | | | | | | | |
| 21 | Q221345 | Remache exagonal M-10 | | 4 | 4 | | | | | | | | |
| 22 | R152811 | Panel posterior 1/2 M. | | 1 | - | | | | | | | | |
| 22 | R162813 | Panel posterior 1 M. | | - | 1 | | | | | | | | |
| | Q419005 | Remache tubular Ø 4x8 | | 4 | 4 | | | | | | | | |
| | | | | | | | | | | | | | |

| MOD. | COCINAS ELECTRICAS | ZONA | MUEBLE | PLANO | C-1016 |
|---|---|---|---|---|---|

| ITEM | CODIGO | DENOMINACION | TEXTO | CE9-20 | CE9-40 | | | | | | | | NOTAS |
|---|---|---|---|---|---|---|---|---|---|---|---|---|---|
| 23 | H012606 | Refuerzo posterior patas 1/2 M. | | 1 | - | | | | | | | | |
| 23 | H022606 | Refuerzo posterior patas 1 M. | | - | 1 | | | | | | | | |
| 24 | X010503 | Muelle enganche piton | | 4 | 4 | | | | | | | | |
| | Q419007 | Remache tubular Ø 3,2x6 | | 8 | 8 | | | | | | | | |
| 25 | U675451 | Soporte mesa completo | | - | 1 | | | | | | | | |
| | Q221342 | Remache exagonal M-5 | | - | 2 | | | | | | | | |
| | Q152004 | Tornillo aplastado M-5x13 | | - | 2 | | | | | | | | |
| 26 | U662650 | Travesaño para soporte mesa | | - | 1 | | | | | | | | |
| | Q302022 | Arandela plana Ø16xØ6x1,2 | | - | 4 | | | | | | | | |
| | Q162030 | Tuerca exagonal M-5 | | - | 4 | | | | | | | | |
| 27 | U675456 | Refuerzo posterior de mesa | | - | 1 | | | | | | | | |
| | Q301322 | Arandela plana Ø27xØ17x2 | | - | 2 | | | | | | | | |
| 28 | R205429 | Soporte embellecedor 1/2 M. | | 1 | - | | | | | | | | |
| 28 | R205428 | Soporte embellecedor 1 M. | | - | 1 | | | | | | | | |
| | Q419005 | Remache tubular Ø 4x8 | | 2 | 2 | | | | | | | | |
| 29 | R205425 | Embellecedor de chimenea | | 1 | 2 | | | | | | | | |

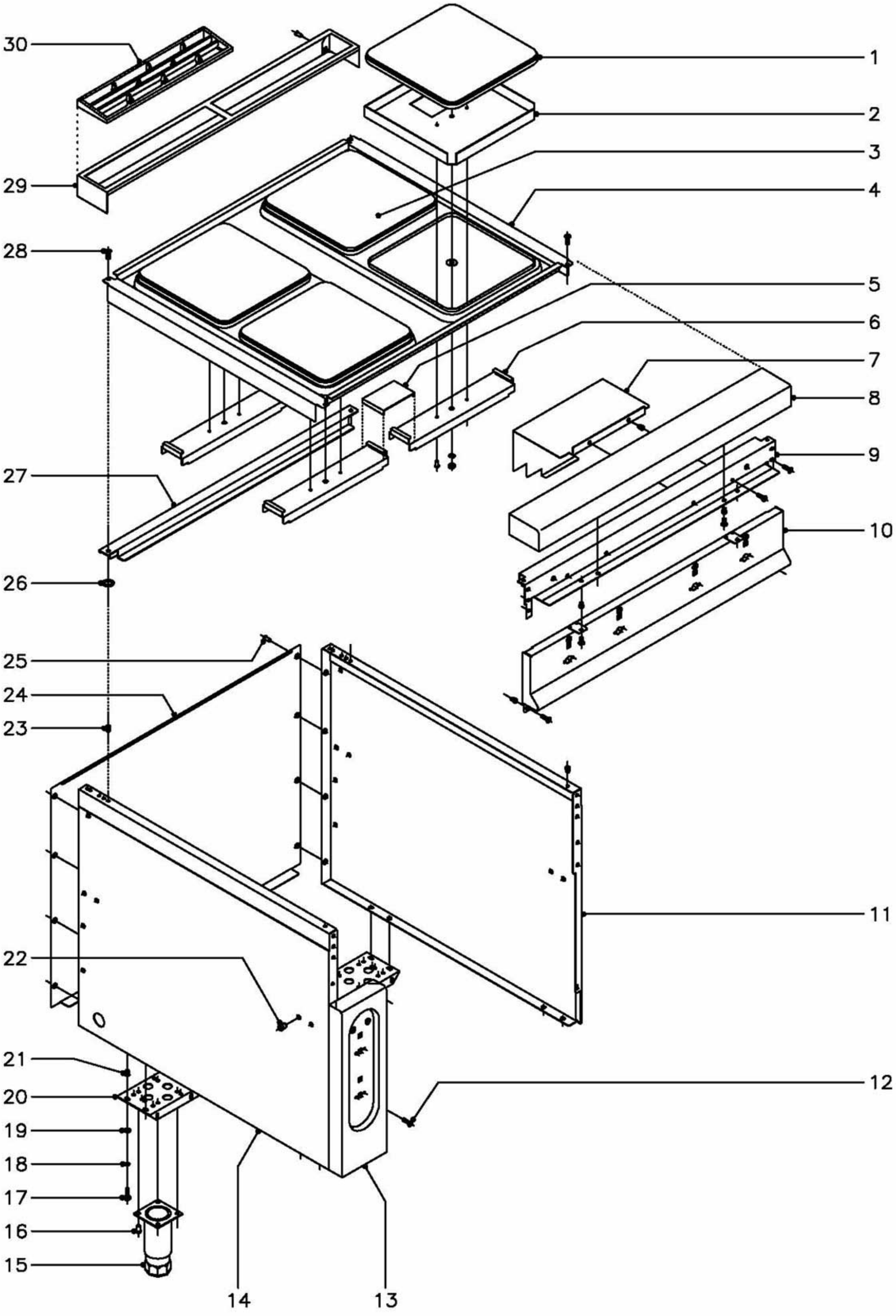


| N plano | Firma | Fecha | Aparato | Lamina | |
|---|---|---|---|---|---|
| C–1017 | | 5–2001 | MUEBLE<br>COCINA CE9–41 | 2 | Fagor Industrial S.Coop. FAGOR<br>Oñate |

| MOD. | COCINAS ELECTRICAS | ZONA | MUEBLE | PLANO | C-1017 |
|---|---|---|---|---|---|

| ITEM | CODIGO | DENOMINACION | TEXTO | CE9-41 | | | | | | | | | NOTAS |
|---|---|---|---|---|---|---|---|---|---|---|---|---|---|
| 1 | U673011 | Placa 3000 W., 230V. | | 3 | | | | | | | | | |
| 2 | U675404 | Cazoleta de placas | | 4 | | | | | | | | | |
| 3 | U673010 | Placa 4000 W., 230V. | | 1 | | | | | | | | | |
| 4 | U675450 | Mesa 1 M. | | 1 | | | | | | | | | |
| | Q152004 | Tornillo aplastado M-5x13 | | 4 | | | | | | | | | |
| 5 | U675455 | Apoyo puente amarre placas | | 2 | | | | | | | | | |
| 6 | U655404 | Puente amarre placas | | 4 | | | | | | | | | |
| | Q419005 | Remache tubular Ø 4x8 | | 8 | | | | | | | | | |
| | Q232050 | Arandela plana A-8 | | 4 | | | | | | | | | |
| | Q262050 | Arandela muelle A-8 | | 4 | | | | | | | | | |
| | Q162050 | Tuerca exagonal M-8 | | 4 | | | | | | | | | |
| 7 | U802602 | Chapa proteccion conmutadores | | 2 | | | | | | | | | |
| | Q221342 | Remache exagonal M-5 | | 4 | | | | | | | | | |
| | Q152004 | Tornillo aplastado M-5x13 | | 4 | | | | | | | | | |
| 8 | R165431 | Anterior de mesa 1 M. | | 1 | | | | | | | | | |
| | Q221342 | Remache exagonal M-5 | | 2 | | | | | | | | | |
| | Q152004 | Tornillo aplastado M-5x13 | | 2 | | | | | | | | | |
| 9 | R162613 | Escuadra amarre anterior mesa 1 | | 1 | | | | | | | | | |
| | Q221342 | Remache exagonal M-5 | | 6 | | | | | | | | | |
| | Q152004 | Tornillo aplastado M-5x13 | | 6 | | | | | | | | | |
| 10 | U672850 | Panel portamandos 1 M. | | 1 | | | | | | | | | |
| | Q221342 | Remache exagonal M-5 | | 4 | | | | | | | | | |
| | Q152004 | Tornillo aplastado M-5x13 | | 4 | | | | | | | | | |
| 11 | U562852 | Panel lateral derecho | | 1 | | | | | | | | | |
| 12 | Q152004 | Tornillo aplastado M-5x13 | | 2 | | | | | | | | | |
| 13 | U672852 | Portamandos lateral | | 1 | | | | | | | | | |
| 14 | X162810 | Panel lateral izquierdo | | 1 | | | | | | | | | |
| 15 | X260150 | Pata regulable | | 4 | | | | | | | | | |
| 16 | Q411304 | Remache avibulb Ø 4,8 | | 16 | | | | | | | | | |

| MOD. | COCINAS ELECTRICAS | ZONA | MUEBLE | PLANO | C-1017 |
|---|---|---|---|---|---|

| ITEM | CODIGO | DENOMINACION | TEXTO | CE9-41 | | | | | | | | | NOTAS |
|---|---|---|---|---|---|---|---|---|---|---|---|---|---|
| 17 | Q012043 | Tornillo exagonal M-6x20 | | 8 | | | | | | | | | |
| 18 | Q262040 | Arandela muelle A-6 | | 8 | | | | | | | | | |
| 19 | Q302022 | Arandela plana Ø16xØ6x1,2 | | 8 | | | | | | | | | |
| 20 | X172630 | Liston soporte patas 1 M. | | 2 | | | | | | | | | |
| 21 | Q221343 | Remache exagonal M-6 | | 8 | | | | | | | | | |
| 22 | Q221343 | Remache exagonal M-6 | | 14 | | | | | | | | | |
| 23 | Q221342 | Remache exagonal M-5 | | 4 | | | | | | | | | |
| 24 | U562853 | Panel posterior 1 M. | | 1 | | | | | | | | | |
| 25 | Q419005 | Remache tubular Ø 4x8 | | 8 | | | | | | | | | |
| 26 | Q301322 | Arandela plana Ø27xØ17x2 | | 2 | | | | | | | | | |
| 27 | U675456 | Refuerzo posterior de mesa | | 1 | | | | | | | | | |
| 28 | Q152004 | Tornillo aplastado M-5x13 | | 4 | | | | | | | | | |
| 29 | R205428 | Soporte embellecedor 1 M. | | 1 | | | | | | | | | |
| | Q419005 | Remache tubular Ø 4x8 | | 2 | | | | | | | | | |
| 30 | R205425 | Embellecedor de chimenea | | 2 | | | | | | | | | |
| | | | | | | | | | | | | | |
| | | | | | | | | | | | | | |
| | | | | | | | | | | | | | |
| | | | | | | | | | | | | | |
| | | | | | | | | | | | | | |
| | | | | | | | | | | | | | |
| | | | | | | | | | | | | | |
| | | | | | | | | | | | | | |
| | | | | | | | | | | | | | |
| | | | | | | | | | | | | | |
| | | | | | | | | | | | | | |
| | | | | | | | | | | | | | |
| | | | | | | | | | | | | | |

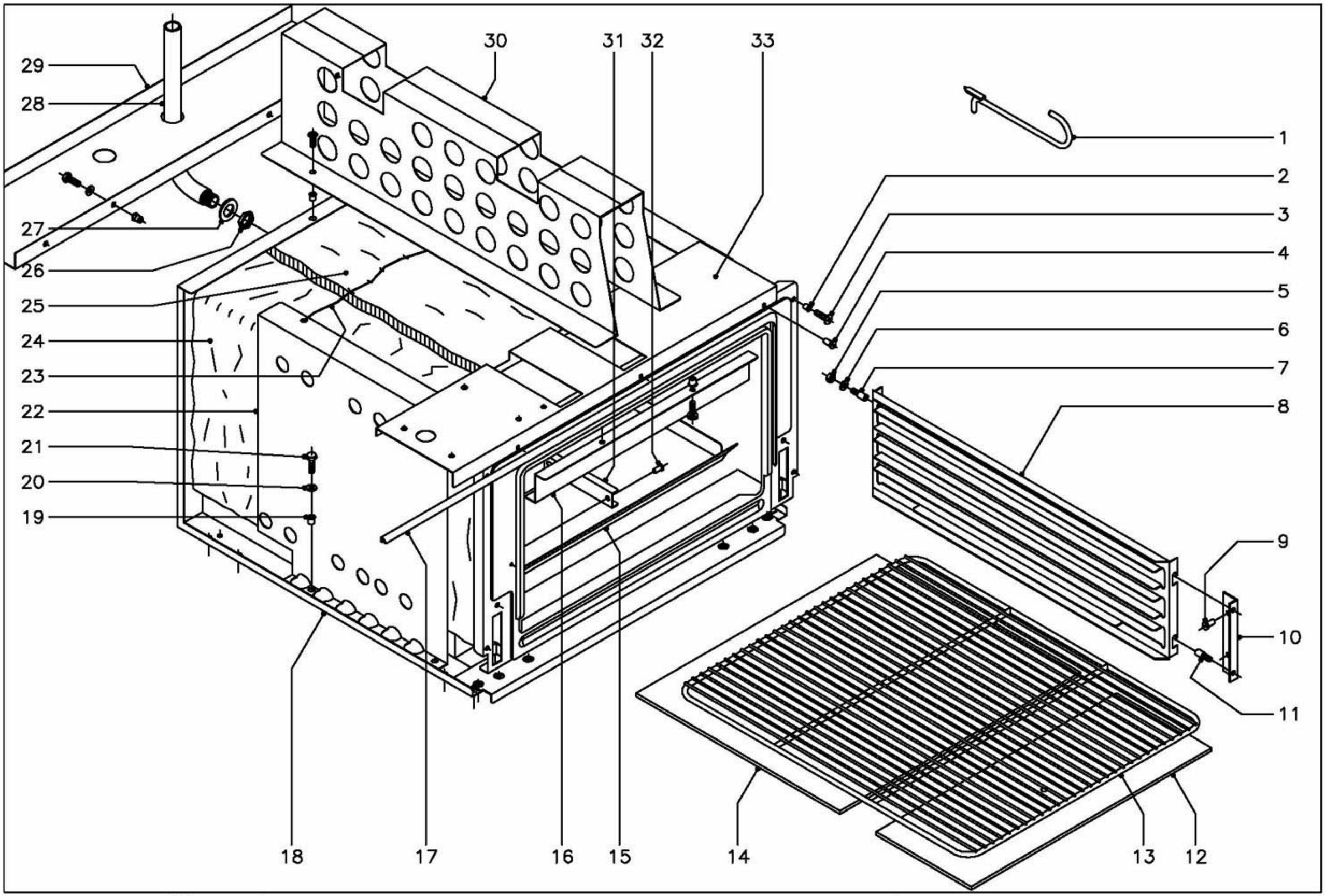


| N plano | Firma | Fecha | Aparato | Lamina | |
|---|---|---|---|---|---|
| C–1018 | | 5–2001 | HORNO<br>COCINA CE9–41 | 3 | Fagor Industrial S.Coop. FAGOR<br>Oñate |

| MOD. | COCINAS ELECTRICAS | ZONA | HORNO | PLANO | C-1018 |
|---|---|---|---|---|---|

| ITEM | CODIGO | DENOMINACION | TEXTO | CE9-41 | | | | | | | | | NOTAS |
|---|---|---|---|---|---|---|---|---|---|---|---|---|---|
| 1 | 0623600 | Palanca levantaplacas | | 1 | | | | | | | | | |
| 2 | Q221304 | Remache redondo M-5 | | 4 | | | | | | | | | |
| 3 | Q152004 | Tornillo aplastado M-5x13 | | 2 | | | | | | | | | |
| 4 | Q419005 | Remache tubular Ø 4x8 | | 3 | | | | | | | | | |
| 5 | Q162040 | Tuerca exagonal M-6 | | 4 | | | | | | | | | |
| 6 | Q302022 | Arandela plana Ø16xØ6x1,2 | | 4 | | | | | | | | | |
| 7 | Q151336 | Tornillo soporte guias | | 4 | | | | | | | | | |
| 8 | U325608 | Guia de bandejas | | 2 | | | | | | | | | |
| 9 | Q419005 | Remache tubular Ø 4x8 | | 4 | | | | | | | | | |
| 10 | U325611 | Escuadra soporte guia bandejas | | 2 | | | | | | | | | |
| 11 | Q151336 | Tornillo soporte guias | | 4 | | | | | | | | | |
| 12 | U745630 | Cabeza placa de horno | | 1 | | | | | | | | | |
| 13 | U135642 | Parrilla de horno | | 1 | | | | | | | | | |
| 14 | U745631 | Placa de horno | | 1 | | | | | | | | | |
| 15 | U805606 | Base de horno | | 1 | | | | | | | | | |
| | Q152004 | Tornillo aplastado M-5x13 | | 4 | | | | | | | | | |
| 16 | U805609 | Amarre soporte superior | | 1 | | | | | | | | | |
| | Q221304 | Remache redondo M-5 | | 2 | | | | | | | | | |
| | Q152004 | Tornillo aplastado M-5x13 | | 2 | | | | | | | | | |
| 17 | U745626 | Junta puerta horno | | 1 | | | | | | | | | |
| 18 | U805600 | Cuerpo de horno | | 1 | | | | | | | | | |
| 19 | Q221304 | Remache redondo M-5 | | 4 | | | | | | | | | |
| 20 | Q302022 | Arandela plana Ø16xØ6x1,2 | | 4 | | | | | | | | | |
| 21 | Q012031 | Tornillo exagonal M-5x10 | | 4 | | | | | | | | | |
| 22 | U802601 | Sujecion aislante | | 2 | | | | | | | | | |
| 23 | - | Alambre sujecion de aislante | | 2 | | | | | | | | | |
| 24 | U325621 | Aislante 1455x670x20 | | 1 | | | | | | | | | |
| 25 | U805605 | Aislante 670x560x20 | | 1 | | | | | | | | | |
| | | | | | | | | | | | | | |

| MOD. | COCINAS ELECTRICAS | ZONA | HORNO | PLANO | C-1018 |
|---|---|---|---|---|---|

| ITEM | CODIGO | DENOMINACION | TEXTO | CE9-41 | | | | | | | | | NOTAS |
|---|---|---|---|---|---|---|---|---|---|---|---|---|---|
| 26 | Q221302 | Tuerca exagonal 1/2'' | | 1 | | | | | | | | | |
| 27 | Q231311 | Arandela A-21 | | 1 | | | | | | | | | |
| 28 | U675607 | Tubo evacuacion vapores horno | | 1 | | | | | | | | | |
| 29 | U672651 | Evacuacion calor mesa | | 1 | | | | | | | | | |
| | Q012043 | Tornillo exagonal M-6x20 | | 2 | | | | | | | | | |
| | Q302022 | Arandela plana Ø16xØ6x1,2 | | 2 | | | | | | | | | |
| | Q221321 | Remache redondo M-6 | | 2 | | | | | | | | | |
| 30 | U675451 | Soporte mesa completo | | 1 | | | | | | | | | |
| | Q221304 | Remache redondo M-5 | | 2 | | | | | | | | | |
| | Q152004 | Tornillo aplastado M-5x13 | | 2 | | | | | | | | | |
| 31 | U055644 | Conjunto fijacion bulbo | | 1 | | | | | | | | | |
| 32 | Q419005 | Remache tubular 4x8 | | 2 | | | | | | | | | |
| 33 | U672652 | Escuadra soporte regleta | | 1 | | | | | | | | | |

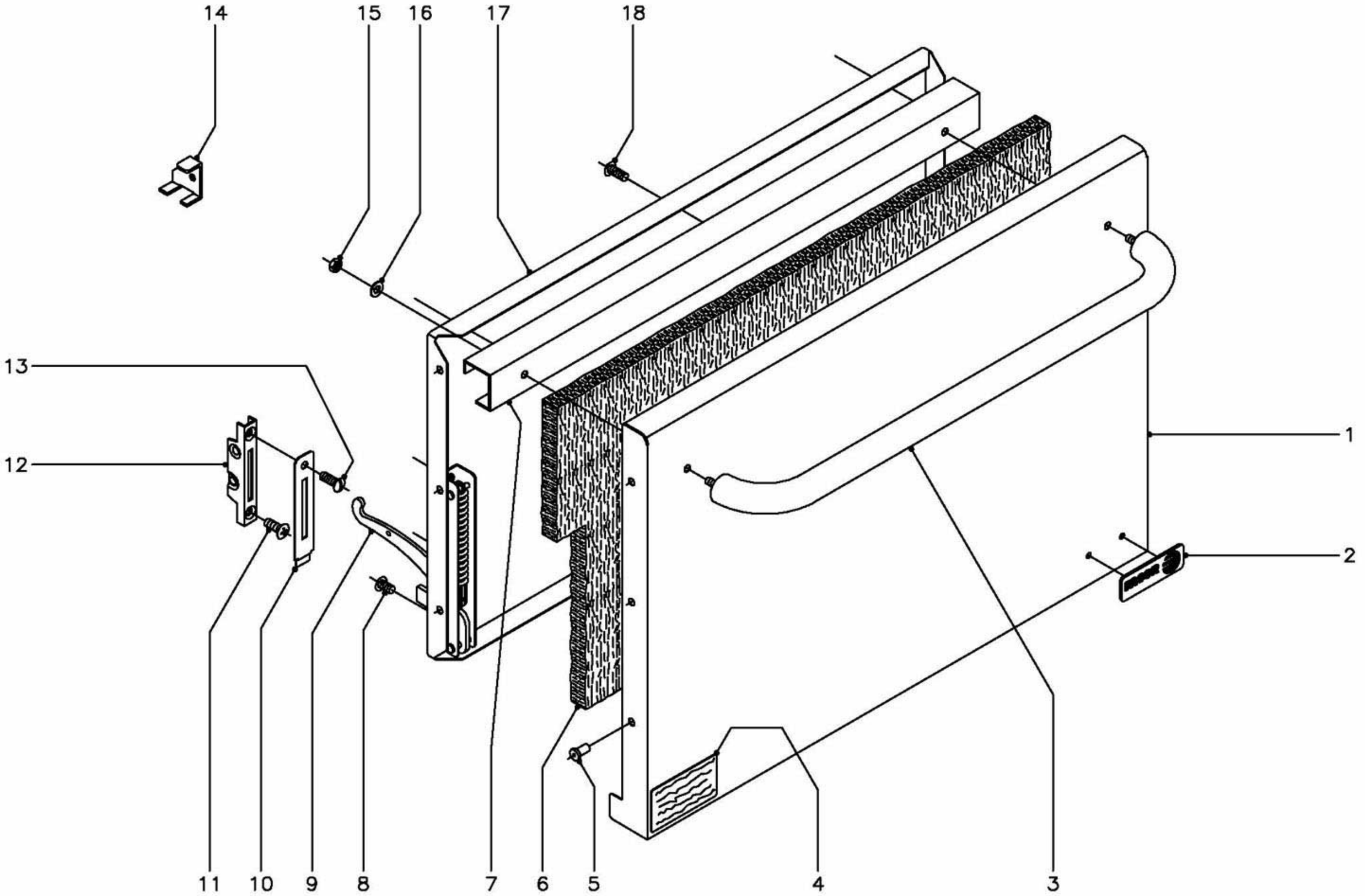


| N plano | Firma | Fecha | Aparato | Lamina | |
|---|---|---|---|---|---|
| C-1019 | | 5-2001 | PUERTA DE HORNO<br>COCINA CE9-41 | 4 | Fagor Industrial S.Coop. FAGOR<br>Onate |

| MOD. | COCINAS ELECTRICAS | ZONA | PUERTA DE HORNO | PLANO | C-1019 |
|---|---|---|---|---|---|

| ITEM | CODIGO | DENOMINACION | TEXTO | CE9-41 | | | | | | | | | NOTAS |
|---|---|---|---|---|---|---|---|---|---|---|---|---|---|
| 1 | U740501 | Puerta de horno | | 1 | | | | | | | | | |
| 2 | U262806 | Escudo FAGOR | | 1 | | | | | | | | | |
| | Q221023 | Clips sujecion escudo | | 2 | | | | | | | | | |
| 3 | U560501 | Asa de puerta de horno | | 1 | | | | | | | | | |
| 4 | S326532 | Papel polyester (placa matricula) | | 1 | | | | | | | | | |
| 5 | Q419005 | Remache tubular Ø 4x8 | | 6 | | | | | | | | | |
| 6 | U260502 | Aislante 680x380x20 | | 1 | | | | | | | | | |
| 7 | U320507 | Refuerzo de puerta | | 1 | | | | | | | | | |
| 8 | Q152022 | Tornillo amarre M-6x8 | | 6 | | | | | | | | | |
| 9 | U010511 | Bisagra izquierda | | 1 | | | | | | | | | |
| s/n | U010504 | Bisagra derecha | | 1 | | | | | | | | | |
| 10 | U010510 | Embellecedor guia bisagra | | 2 | | | | | | | | | |
| 11 | Q042043 | Tornillo avellanado M-6x20 | | 2 | | | | | | | | | |
| 12 | U010512 | Guia de bisagra | | 2 | | | | | | | | | |
| 13 | Q152017 | Tornillo amarre M-6x13 | | 2 | | | | | | | | | |
| 14 | U746501 | Escuadra montaje puerta | | 2 | | | | | | | | | |
| 15 | Q162030 | Tuerca exagonal M-5 | | 2 | | | | | | | | | |
| 16 | Q302022 | Arandela plana Ø16xØ6x1,2 | | 2 | | | | | | | | | |
| 17 | U260501 | Contrapuerta de horno | | 1 | | | | | | | | | |
| 18 | Q152017 | Tornillo amarre M-6x13 | | 3 | | | | | | | | | |
| | | | | | | | | | | | | | |
| | | | | | | | | | | | | | |
| | | | | | | | | | | | | | |
| | | | | | | | | | | | | | |
| | | | | | | | | | | | | | |
| | | | | | | | | | | | | | |
| | | | | | | | | | | | | | |
| | | | | | | | | | | | | | |
| | | | | | | | | | | | | | |

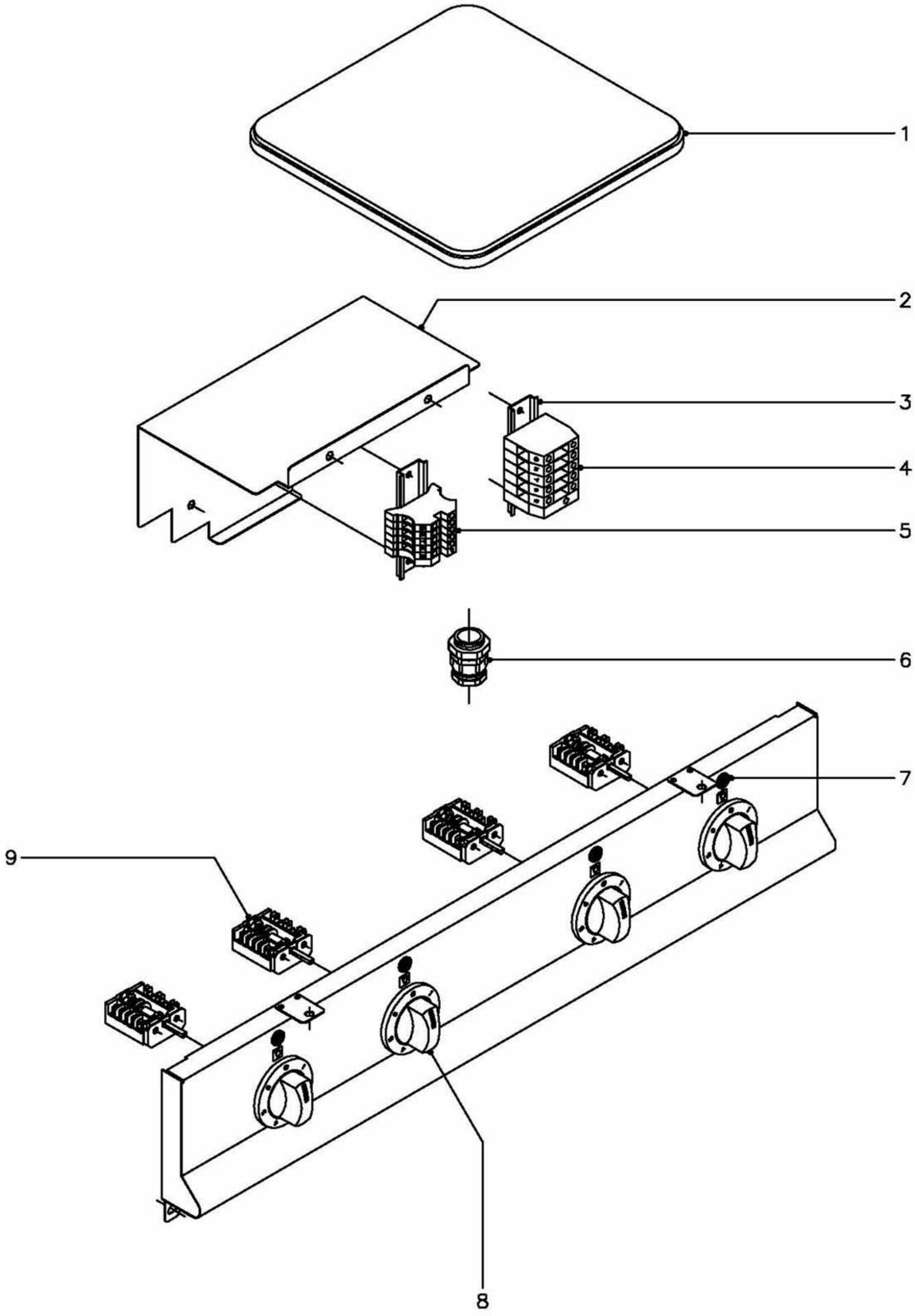


| N plano | Firma | Fecha | Aparato | Lamina | |
|---|---|---|---|---|---|
| C–1020 | | 5–2001 | PARTE FUNCIONAL<br>COCINAS CE9–20, CE9–40 | 5 | Fagor Industrial S.Coop. FAGOR<br>Oñate |

| MOD. | COCINAS ELECTRICAS | ZONA | PARTE FUNCIONAL | PLANO | C-1020 |
|---|---|---|---|---|---|

| ITEM | CODIGO | DENOMINACION | TEXTO | CE9-20 | CE9-40 | | | | | | | | NOTAS |
|---|---|---|---|---|---|---|---|---|---|---|---|---|---|
| 1 | U673011 | Placa 3000 W., ( 230V.) | | 1 | 3 | | | | | | | | |
| 1 | U673012 | Placa 3000 W., ( 400V. sin neutro ) | | 1 | 3 | | | | | | | | |
| 1 | U673010 | Placa 4000 W., ( 230V.) | | 1 | 1 | | | | | | | | |
| 1 | U673013 | Placa 4000 W., ( 400V. Sin neutro ) | | 1 | 1 | | | | | | | | |
| 2 | U802602 | Chapa proteccion conmutadores | | 1 | 2 | | | | | | | | |
| 3 | R663055 | Guia contactor L-120 | | 1 | 1 | | | | | | | | |
| 4 | R263003 | Borna gris de 35 (fases) | | - | 3 | | | | | | | | |
| | R673010 | Borna azul de 35 (neutro) | | - | 1 | | | | | | | | |
| | Z103035 | Borna amarillo-verde de 35 (tierra) | | - | 1 | | | | | | | | |
| | Z683096 | Tope final de 35 | | - | 1 | | | | | | | | |
| | Z683068 | Señalizacion para bornas | | - | 1 | | | | | | | | |
| 5 | P453025 | Borna gris de 10 (fases) | | 3 | - | | | | | | | | |
| | Z263302 | Borna azul de 10 (neutro) | | 1 | - | | | | | | | | |
| | P453026 | Borna amarillo-verde de 10 (tierra) | | 1 | - | | | | | | | | |
| | Z263303 | Tope final de 10 | | 1 | - | | | | | | | | |
| | Z683068 | Señalizacion para bornas | | 1 | - | | | | | | | | |
| 6 | R023013 | Prensaestopas | | 1 | 1 | | | | | | | | |
| 7 | Z203005 | Piloto ambar | | 2 | 4 | | | | | | | | |
| 8 | U673015 | Boton de mando Ø 6 | | 2 | 4 | | | | | | | | |
| 9 | U673007 | Conmutador placas | | 2 | 4 | | | | | | | | |
| | Q151320 | Tornillo alomado M-4x6 | | 4 | 8 | | | | | | | | Amarre conmutadores |
| | | | | | | | | | | | | | |
| | | | | | | | | | | | | | |
| | | | | | | | | | | | | | |
| | | | | | | | | | | | | | |
| | | | | | | | | | | | | | |
| | | | | | | | | | | | | | |
| | | | | | | | | | | | | | |
| | | | | | | | | | | | | | |

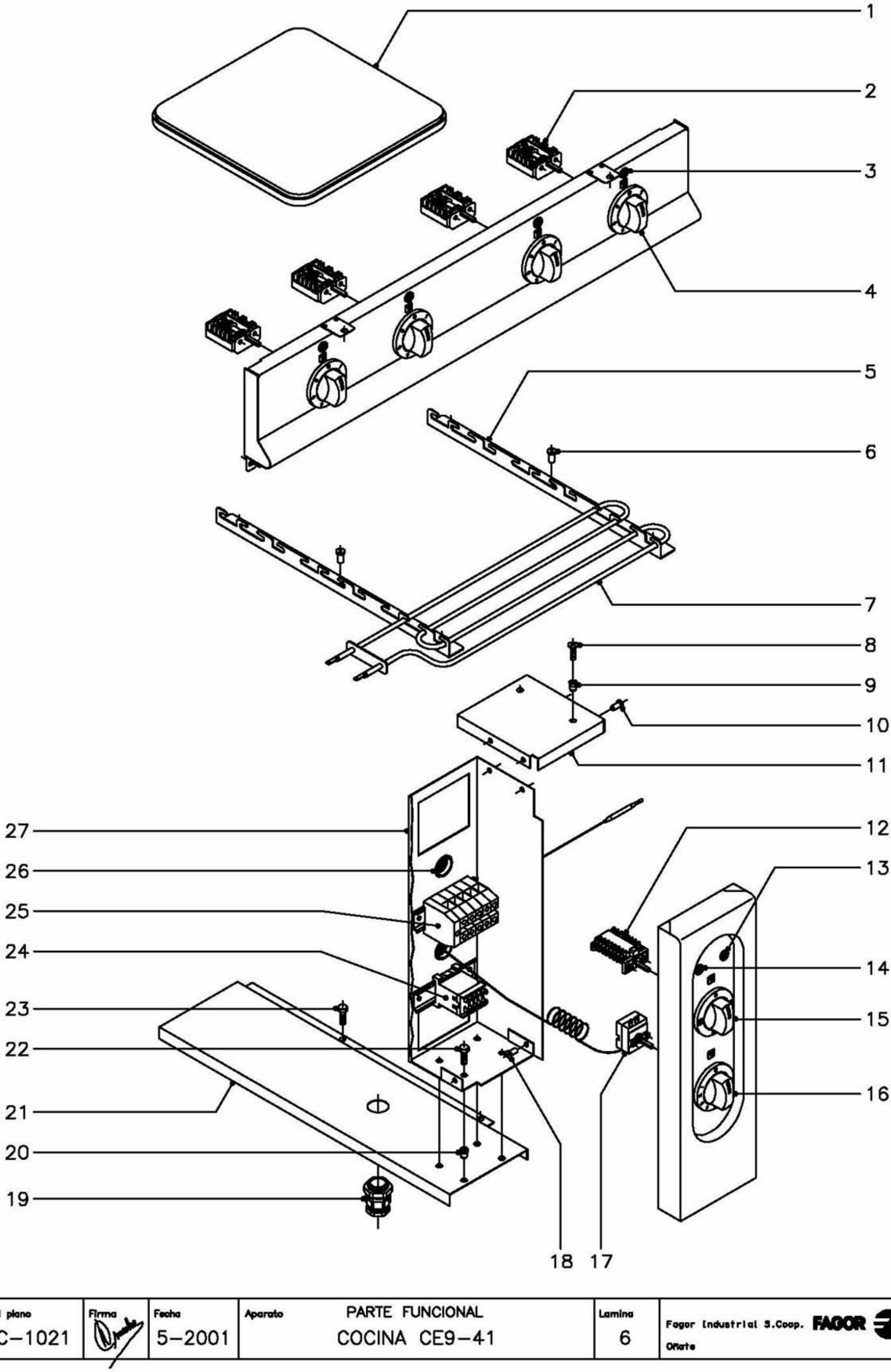


| N plano | Firma | Fecha | Aparato | Lamina | |
|---|---|---|---|---|---|
| C–1021 | | 5–2001 | PARTE FUNCIONAL<br>COCINA CE9–41 | 6 | Fagor Industrial S.Coop. FAGOR<br>Oñate |

| MOD. | COCINAS ELECTRICAS | ZONA | PARTE FUNCIONAL | PLANO | C-1021 |
|---|---|---|---|---|---|

| ITEM | CODIGO | DENOMINACION | TEXTO | CE9-41 | | | | | | | | | NOTAS |
|---|---|---|---|---|---|---|---|---|---|---|---|---|---|
| 1 | U673011 | Placa 3000 W., ( 230V.) | | 3 | | | | | | | | | |
| 1 | U673012 | Placa 3000 W., ( 400V. sin neutro ) | | 3 | | | | | | | | | |
| 1 | U673010 | Placa 4000 W., ( 230V.) | | 1 | | | | | | | | | |
| 1 | U673013 | Placa 4000 W., ( 400V. Sin neutro ) | | 1 | | | | | | | | | |
| 2 | U673007 | Conmutador placas | | 4 | | | | | | | | | |
| | Q151320 | Tornillo alomado M-4x6 | | 8 | | | | | | | | | Amarre conmutadores |
| 3 | Z203005 | Piloto ambar | | 4 | | | | | | | | | |
| 4 | U673015 | Boton de mando Ø 6 | | 4 | | | | | | | | | |
| 5 | U805613 | Escuadra soporte resistencias | | 4 | | | | | | | | | |
| 6 | Q419005 | Remache tubular Ø 4x8 | | 12 | | | | | | | | | |
| 7 | U803004 | Resistencia 1000 W., 230 V. | | 6 | | | | | | | | | |
| 8 | Q152004 | Tornillo aplastado M-5x13 | | 2 | | | | | | | | | |
| 9 | Q221342 | Remache exagonal M-5 | | 2 | | | | | | | | | |
| 10 | Q419005 | Remache tubular Ø 4x8 | | 4 | | | | | | | | | |
| 11 | U673051 | Tapa de cuadro electrico | | 1 | | | | | | | | | |
| 12 | U673006 | Conmutador | | 1 | | | | | | | | | |
| 13 | Z203005 | Piloto ambar | | 1 | | | | | | | | | |
| 14 | Z203004 | Piloto verde | | 1 | | | | | | | | | |
| 15 | U673016 | Boton de mando conmutador Ø 6 | | 1 | | | | | | | | | |
| 16 | U673017 | Boton de mando termostato Ø 6 | | 1 | | | | | | | | | |
| 17 | X153000 | Termostato 50 - 310º C. | | 1 | | | | | | | | | |
| 18 | Q419005 | Remache tubular Ø 4x8 | | 2 | | | | | | | | | |
| 19 | R023013 | Prensaestopas | | 1 | | | | | | | | | |
| 20 | Q221342 | Remache exagonal M-5 | | 4 | | | | | | | | | |
| 21 | U672650 | Proteccion inferior resistencias | | 1 | | | | | | | | | |
| 22 | Q012031 | Tornillo exagonal M-5x10 | | 4 | | | | | | | | | |
| 23 | Q012031 | Tornillo exagonal M-5x10 | | 2 | | | | | | | | | |
| 24 | Z213007 | Contactor 230 V., 50 - 60 Hz. | | 1 | | | | | | | | | |
| | R663055 | Guia contactor L-120 | | 1 | | | | | | | | | |

| MOD. | COCINAS ELECTRICAS | ZONA | PARTE FUNCIONAL | PLANO | C-1021 |
|---|---|---|---|---|---|

| ITEM | CODIGO | DENOMINACION | TEXTO | CE9-41 | | | | | | | | | NOTAS |
|---|---|---|---|---|---|---|---|---|---|---|---|---|---|
| 25 | R263003 | Borna gris de 35 (fases) | | 3 | | | | | | | | | |
| | R673010 | Borna azul de 35 (neutro) | | 1 | | | | | | | | | |
| | Z103035 | Borna amarillo-verde de 35 (tierra) | | 1 | | | | | | | | | |
| | Z683096 | Tope final de 35 | | 1 | | | | | | | | | |
| | Z683068 | Señalizacion para bornas | | 1 | | | | | | | | | |
| | R663055 | Guia contactor L-120 | | 1 | | | | | | | | | |
| 26 | X723014 | Pasamuros Ø 30 | | 2 | | | | | | | | | |
| 27 | U673050 | Cuadro electrico | | 1 | | | | | | | | | |

| MOD. | COCINAS ELECTRICAS | ZONA | VARIOS | PLANO | |
|---|---|---|---|---|---|

| ITEM | CODIGO | DENOMINACION | TEXTO | CE9-20 | CE9-40 | CE9-41 | | | | | | | NOTAS |
|---|---|---|---|---|---|---|---|---|---|---|---|---|---|
| | U676550 | Folleto de instrucciones | | 1 | 1 | 1 | | | | | | | |
| | U653001 | Esquema electrico adhesivo | | 1 | - | - | | | | | | | Plano HC-72730 |
| | U663000 | Esquema electrico adhesivo | | - | 1 | - | | | | | | | Plano HC-72734 |
| | U673001 | Esquema electrico adhesivo | | - | - | 1 | | | | | | | Plano HC-71190-2 |
| | U673053 | Esquema electrico de montaje | | 1 | 1 | 1 | | | | | | | Plano HC-73750 |
| | | | | | | | | | | | | | |
| | U653003 | Cableado cuadro a portamandos | | 1 | - | - | | | | | | | |
| | U673052 | Cableado cuadro a portamandos | | - | 1 | 1 | | | | | | | |
| | U673014 | Cableado portamandos a placas | | 2 | 4 | 4 | | | | | | | |
| | U673008 | Cableado horno | | - | - | 1 | | | | | | | |
| | | | | | | | | | | | | | |
| | | | | | | | | | | | | | |
| | | | | | |

| MOD. | COCINAS ELECTRICAS | ZONA | PIEZAS ESPECIFICAS PARA LOS DISTINTOS VOLTAJES | PLANO | C-1020<br>C-1021 |
|---|---|---|---|---|---|

| ITEM | CODIGO | DENOMINACION | TEXTO | CE9-20 | CE9-40 | CE9-41 | | | | | | | NOTAS |
|---|---|---|---|---|---|---|---|---|---|---|---|---|---|
| | | | | | | | | | | | | | |
| | | **VERSION : 220 / 240 / 380 / 415 V. ( CON NEUTRO )** | | | | | | | | | | | |
| | | | | | | | | | | | | | |
| 1 | U673011 | Placa 3000 W., 230 V. | | 1 | 3 | 3 | | | | | | | |
| 1 | U673010 | Placa 4000 W., 230 V. | | 1 | 1 | 1 | | | | | | | |
| | | | | | | | | | | | | | |
| | | | | | | | | | | | | | |
| | | | | | | | | | | | | | |
| | | | | | | | | | | | | | |
| | | | | | | | | | | | | | |
| | | | | | | | | | | | | | |
| | | | | | | | | | | | | | |
| | | | | | | | | | | | | | |
| | | | | | | | | | | | | | |
| | | | | | | | | | | | | | |
| | | **VERSION : 440 V. ( SIN NEUTRO )** | | | | | | | | | | | |
| | | | | | | | | | | | | | |
| 1 | U673012 | Placa 3000 W., 400 V. | | 1 | 3 | 3 | | | | | | | |
| 1 | U673013 | Placa 4000 W., 400 V. | | 1 | 1 | 1 | | | | | | | |
| s/n | U803072 | Resistencia 150 k, 1/4 W. | | 2 | 4 | 6 | | | | | | | Para pilotos |
| s/n | U803073 | Resistencia 8 k2, 6 W. | | - | - | 1 | | | | | | | Para contactor horno |
| | | | | | | | | | | | | | |
| | | | | | | | | | | | | | |
| | | | | | | | | | | | | | |
| | | | | | | | | | | | | | |
| | | | | | | | | | | | | | |
| | | | | | | | | | | | | | |
| | | | | | | | | | | | | | |
| | | | | | | | | | | | | | |

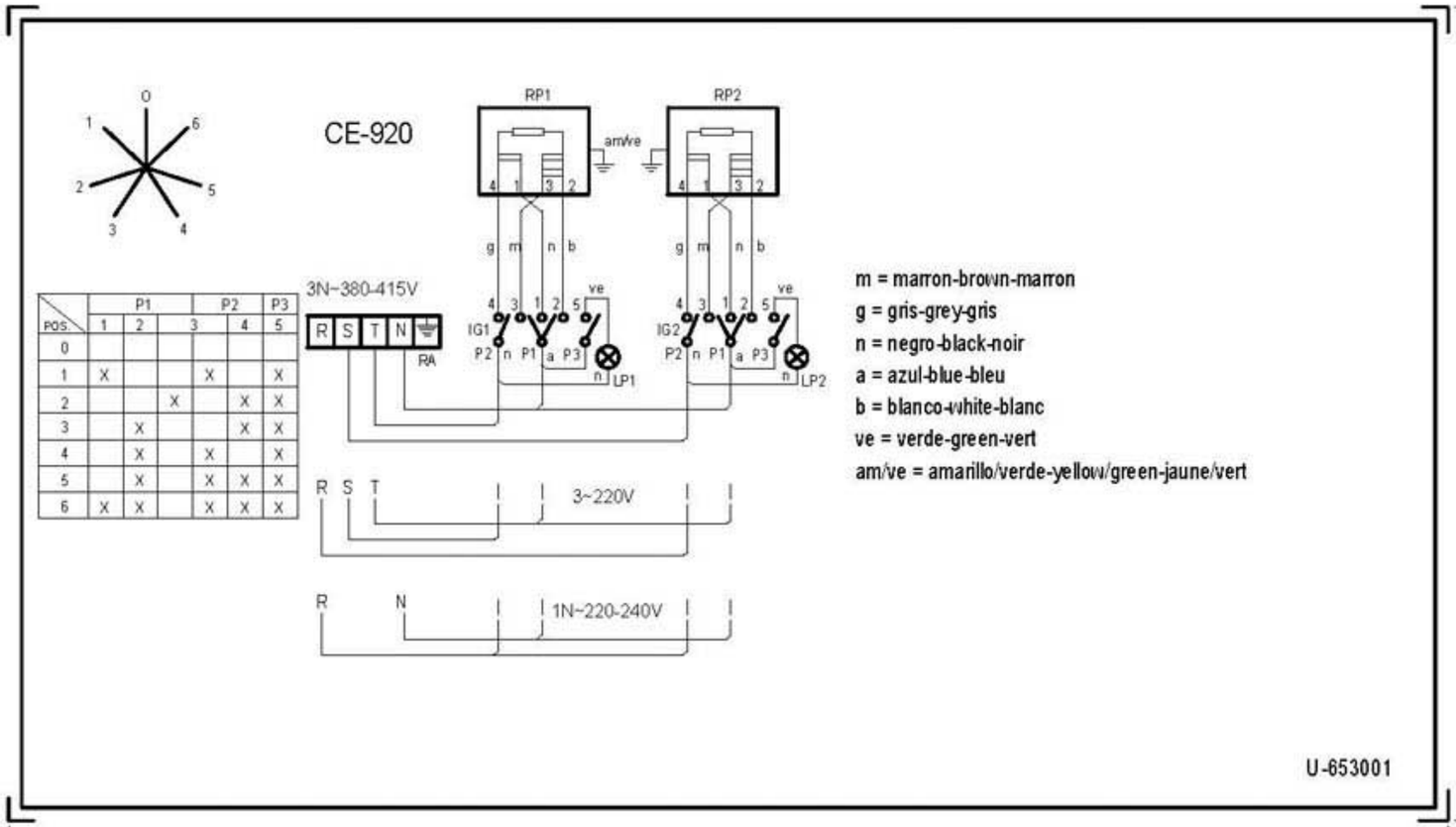


| POS. | P1 | | P2 | | P3 | |
|---|---|---|---|---|---|---|
| | 1 | 2 | 3 | 4 | 5 | |
| 0 | | | | | | |
| 1 | X | | | X | | X |
| 2 | | | X | | X | X |
| 3 | | X | | | X | X |
| 4 | | X | | X | | X |
| 5 | | X | | X | X | X |
| 6 | X | X | | X | X | X |

NOTA

- Las inscripciones resistirán sin modificación apreciable el frotamiento durante 15 seg. de un algodón impregnado en gasolina.

RA: Regleta de Alimentación
IG1, IG2: Conmutadores de placas eléctricas
RP1, RP2: Placas eléctricas
LP1, LP2: Lámpara Calentamiento de Placas

Plastico blanco alto brillo

| | | | | | |
|---|---|---|---|---|---|
| | Esquema teorico | | | U-653001 | |
| Nº | Pieza | Cant. | Material | Nº Clasificacion | Acabado |
| Nº | Modificacion | | Propuesta de | Fecha | Tolerancias generales |

| | Firma | Fecha |
|---|---|---|
| Dibujado | Plazaola | 21-4-97 |
| Proyectado | | |
| Comprobado | | |

FAGOR
Fagor Industrial,Koop.Elk, Mugatua

Mecanizado superficial

Escala 1/1

# COCINAS ELECTRICAS

Plano numero HC-72730
Sustituye al Nº HB-70038
Sustituido por

Plano hau ez datekie erabil ez berrizta gure baimentz gabe

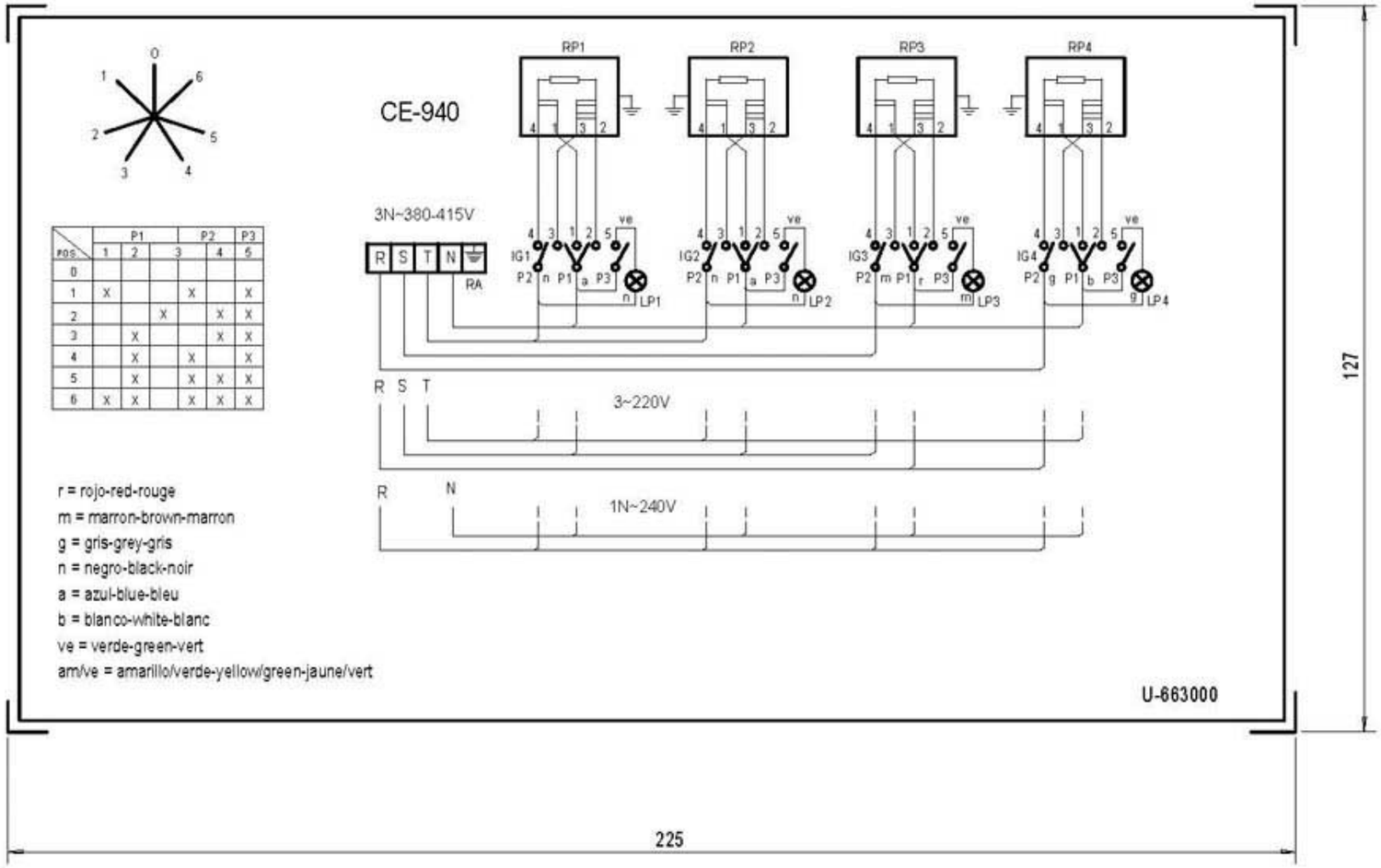


| POS | P1 1 | P1 2 | P1 3 | P2 4 | P2 5 | P3 |
|---|---|---|---|---|---|---|
| 0 | | | | | | |
| 1 | X | | | X | | X |
| 2 | | | X | | X | X |
| 3 | | X | | | X | X |
| 4 | | X | | X | | X |
| 5 | | X | | X | X | X |
| 6 | X | X | | X | X | X |

NOTA

- Las inscripciones resistirán sin modificación apreciable el frotamiento durante 15 seg. de un algodón impregnado en gasolina.

RA: Regleta de Alimentación
IG1, IG2, IG3, IG4: Conmutadores de placas eléctricas
RP1, RP2, RP3, RP4: Placas eléctricas
LP1, LP2, LP3, LP4: Lámpara Calentamiento de Placas

Plastico blanco alto brillo

| | | | | | | |
|---|---|---|---|---|---|---|
| | Esquema teorico | | | U-663000 | | |
| Nº | Pieza | Cant. | Material | Nº Clasificacion | Acabado | |
| Nº | Modificacion | | Propuesta de | Fecha | Tolerancias generales | |
| | | | | | <5± | 50–100± |
| | | | | | 5–25± | >100± |
| | | | | | 25–50± | <X± |

| | Firma | Fecha |
|---|---|---|
| Dibujado | Plazaola | 22-4-97 |
| Proyectado | | |
| Comprobado | | |

FAGOR
Fagor Industrial,Koop.Elk, Mugatua

Mecanizado superficial

Escala 1/1

COCINAS ELECTRICAS

Plano numero HC-72734
Sustituye al Nº HB-70039
Sustituido por

Plano hau ez daitake erabil ez berrizta gure baimenitz gabe

NOTAS

- Fondo: color natural
- Inscripcion letra y recuadro en color negro.
- El sello sera autoadhesivo por la cara posterior y recubierto por un papel protector.
- Las inscripciones resistiran sin modificacion apreciable el frotamiento durante 15 seg. de un algodon impregnado en gasolina.
- Medidas 127x225mm.
- Material:Papel blanco alto brillo

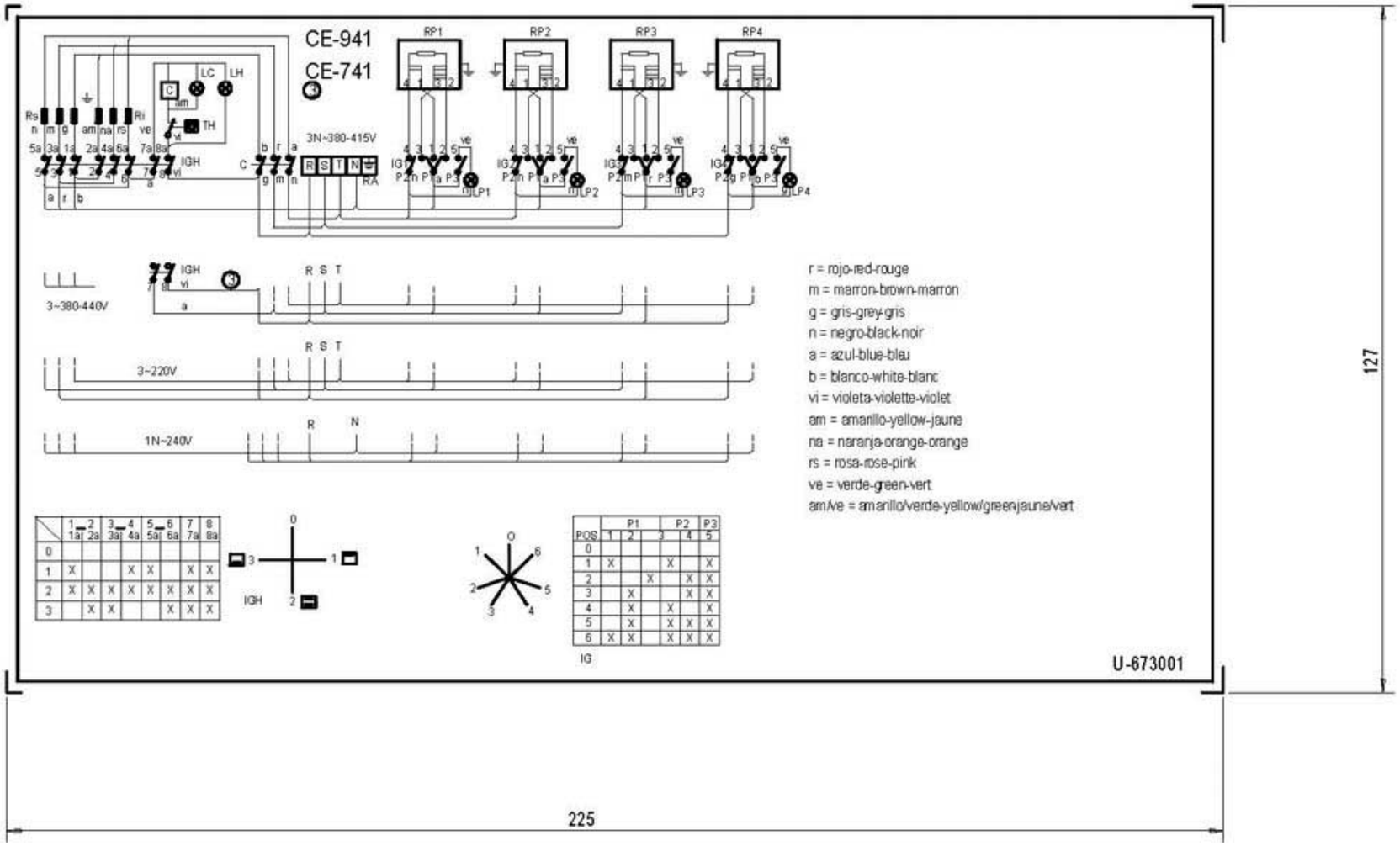


RA:Regleta de Alimentacion
IGH :Conmutador General Horno
C: Contactor
LC : Lampara Calentamiento Horno
LH: Lampara Horno Encendido
TH : Termostato de Horno
Rs : Resistencia Horno Superior
Ri : Resistencia Horno Inferior
IG,IG2,IG3,IG4 :Conmutadores de placas electricas
RP1,RP2,RP3,RP4:Placas electricas
LP1,LP2,LP3,LP4:Lampara Calentamiento de Placas
TFR:Transformador

| | | | | | | |
|---|---|---|---|---|---|---|
| | Esquema teorico adhesivo | | | U-673001 | 4 | |
| Nº | Pieza | Cant. | Material | Nº Clasificacion | Acabado | |
| Nº | Modificacion | | Propuesta de | Fecha | Tolerancias generales | |
| 1 | Introducir colores | | Maillo | 95-5-18 | <5± | 50–100± |
| 2 | Modifi.general(pasar a fabri.interior) | | Plazaola | 97-4-29 | 5–25± | >100± |
| 3 | Introducir CE-741 | | Maillo | 97-7-2 | 25–50± | ∝± |

| | Firma | Fecha | | |
|---|---|---|---|---|
| Dibujado | JON | 95-3-30 | FAGOR | Mecanizado superficial |
| Proyectado | | | | |
| Comprobado | | | Fagor Industrial,Koop.Elk, Mugatua | |
| Escala 1/1 | COCINAS | | | Plano numero HC-71190 -3 |
| | Plano hau ez daiteke erabil ez berrizta gure baimenitz gabe | | | Sustituye al Nº |
| | | | | Sustituido por |

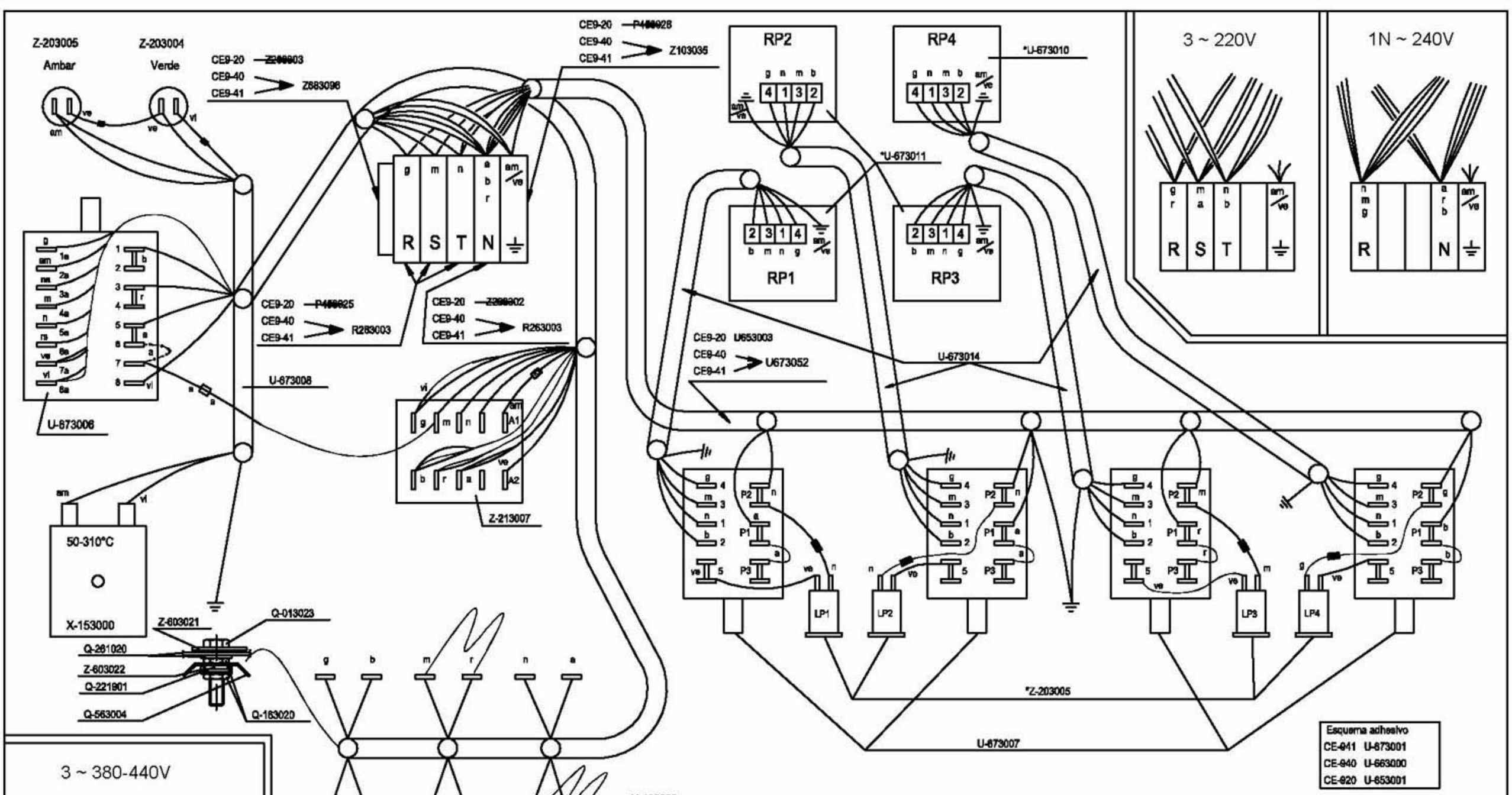


| | | | | | |
|---|---|---|---|---|---|
| | Plano de montaje 3N ~ 380V | | | U673053 | |
| Nº | Pieza | Cant. | Material | Nº Clasificacion | Acabado |
| Nº | Modificacion | | Propuesta de | Fecha | Tolerancias generales |
| | | | | | <5± 50–100± :<br>5–25± : >100±<br>25–50± : α± |

| | Firma | Fecha |
|---|---|---|
| Dibujado | Legorburu | 01-12-98 |
| Proyectado | | |
| Comprobado | | |
| Escala | | |

FAGOR

Fagor Industrial,Koop.Elk, Mugatua

Mecanizado superficial

# COCINAS CE9-XX (remodelada)

Plano numero
HC-73750

Sustituye al Nº

Sustituido por

Plano hau ez da fisikoz erabili ez bertatik gure baimenik gabe