DESPIECE TECNICO

# Hornos Mixtos
# Fours Mixtes
# Combi Ovens
# HeiBluftdämpfer
# Forno Misti

**Modelos:**

**HMI-6/11**
**HMI-10/11**
**HMI-10/21**
**HMI-2-10/11**

**HMI-6/11 UL**
**HMI-10/11 UL**
**HMI-10/21 UL**

**MFHMI-6/11**
**MFHMI-10/11**
**MFHMI-10/21**

**VEI-6/11**
**VEI-10/11**
**VEI-10/21**
**VEI-2-10/11**

***Noviembre 2003 November***

FAGOR

**Fagor Industrial**

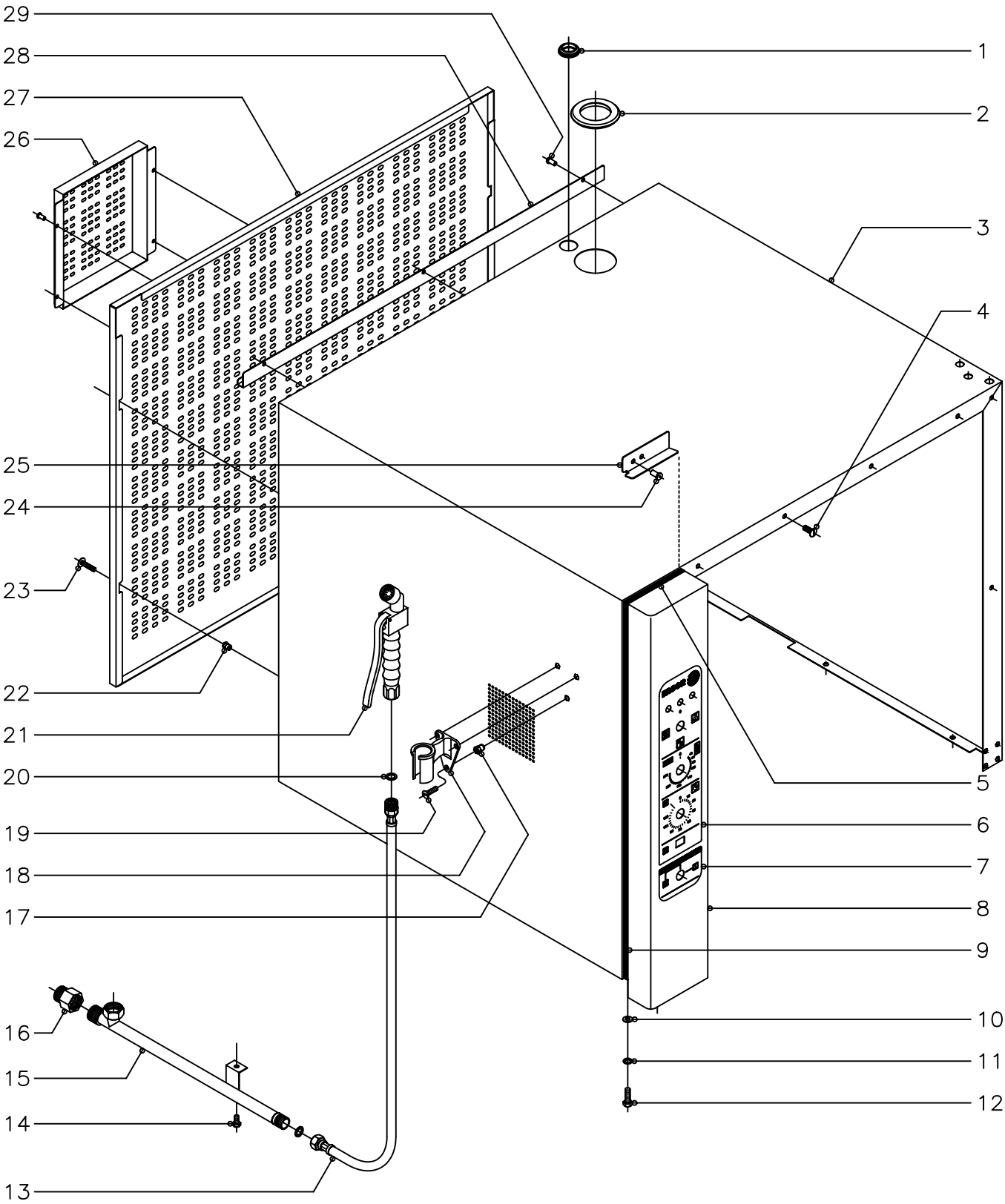


| N plano | Firma | Fecha | Aparato | Lamina | |
|---|---|---|---|---|---|
| C−1436 | | 11−2003 | MUEBLE<br>HORNOS MIXTOS DE INYECCION | 1 | Fagor Industrial S.Coop.<br>Oñate |

| MOD. | HORNOS MIXTOS DE INYECCION | ZONA | MUEBLE | PLANO | C-1436 |
|---|---|---|---|---|---|

| ITEM | CODIGO | DENOMINACION | TEXTO | HMI-6/11 | HMI-10/11 | HMI-10/21 | HMI-2-10/11 | HMI-6/11 UL | HMI-10/11 UL | HMI-10/21 UL | | NOTAS |
|---|---|---|---|---|---|---|---|---|---|---|---|---|
| 1 | N503017 | Soporte termostato | | 1 | 1 | 1 | 1 | 1 | 1 | 1 | | Pasamuros chimenea |
| 2 | R662813 | Pasamuros chimenea | | 1 | 1 | 1 | 1 | 1 | 1 | 1 | | |
| 3 | R662819 | Cuerpo exterior de horno 6/11 | | 1 | - | - | - | 1 | - | - | | |
| 3 | R672816 | Cuerpo exterior de horno 10/11 | | - | 1 | - | - | - | 1 | - | | |
| 3 | R682812 | Cuerpo exterior de horno 10/21 | | - | - | 1 | 1 | - | - | 1 | | |
| 4 | Q152017 | Tornillo amarre M-6x13 | | 6 | 6 | 6 | 6 | 6 | 6 | 6 | | |
| 5 | 3715400 | Junta panel portamandos L=130 | | 1 | 1 | 1 | 1 | 1 | 1 | 1 | | |
| 6 | R693014 | Serigrafia superior (FAGOR) | | 1 | 1 | 1 | 1 | - | - | - | | |
| 6 | R693075 | Serigrafia superior (FAGOR - UL) | | - | - | - | - | 1 | 1 | 1 | | |
| 6 | R693030 | Serigrafia superior (MF) | | - | - | - | - | 1 | 1 | 1 | | |
| 7 | R663014 | Serigrafia inferior (FAGOR) | | 1 | - | - | - | 1 | - | - | | |
| 7 | R693000 | Serigrafia inferior (FAGOR) | | - | 1 | 1 | 1 | - | 1 | 1 | | |
| 7 | R693057 | Serigrafia inferior (MF) | | - | - | - | - | 1 | - | - | | |
| 7 | R693031 | Serigrafia inferior (MF) | | - | - | - | - | - | 1 | 1 | | |
| 8 | R692814 | Panel portamandos 6/11 | | 1 | - | - | - | 1 | - | - | | |
| 8 | R702805 | Panel portamandos 10/11 y 10/21 | | - | 1 | 1 | 1 | - | 1 | 1 | | |
| 9 | 3715400 | Junta panel portamandos L=530 | | 2 | - | - | - | 2 | - | - | | |
| 9 | 3715400 | Junta panel portamandos L=770 | | - | 2 | 2 | 2 | - | 2 | 2 | | |
| 10 | Q232040 | Arandela plana A-6 | | 2 | 2 | 2 | 2 | 2 | 2 | 2 | | |
| 11 | Q262040 | Arandela muelle A-6 | | 2 | 2 | 2 | 2 | 2 | 2 | 2 | | |
| 12 | Q012042 | Tornillo exagonal M-6x15 | | 2 | 2 | 2 | 2 | 2 | 2 | 2 | | |
| 13 | R095006 | Flexible de ducha | | 1 | 1 | 1 | 1 | 1 | 1 | 1 | | Opcional bajo pedido |
| 14 | Q012042 | Tornillo exagonal M-6x15 | | 1 | 1 | 1 | 1 | 1 | 1 | 1 | | Opcional bajo pedido |
| 15 | R675002 | Suplemento ducha | | 1 | 1 | - | - | 1 | 1 | - | | Opcional bajo pedido |
| 15 | R685003 | Suplemento ducha | | - | - | 1 | 1 | - | - | 1 | | Opcional bajo pedido |
| 16 | T125033 | Adaptador a rosca UL | | - | - | - | - | 1 | 1 | 1 | | Poner el de la electrovalvula |
| 17 | Q221342 | Remache exagonal M-4 | | 3 | 3 | 3 | 3 | 3 | 3 | 3 | | Opcional bajo pedido |
| 18 | R095007 | Soporte de ducha | | 1 | 1 | 1 | 1 | 1 | 1 | 1 | | Opcional bajo pedido |
| 19 | Q042022 | Tornillo avellanado M-4x15 | | 3 | 3 | 3 | 3 | 3 | 3 | 3 | | Opcional bajo pedido |

| MOD. | HORNOS MIXTOS DE INYECCION | ZONA | MUEBLE | PLANO | C-1436 |
|---|---|---|---|---|---|

| ITEM | CODIGO | DENOMINACION | TEXTO | HMI-6/11 | HMI-10/11 | HMI-10/21 | HMI-2-10/11 | HMI-6/11 UL | HMI-10/11 UL | HMI-10/21 UL | | | NOTAS |
|---|---|---|---|---|---|---|---|---|---|---|---|---|---|
| 20 | Q306024 | Arandela junta Ø18xØ12,5x1,5 | | 2 | 2 | 2 | 2 | 2 | 2 | 2 | | Opcional bajo pedido | |
| 21 | R095005 | Cuerpo de ducha | | 1 | 1 | 1 | 1 | 1 | 1 | 1 | | Opcional bajo pedido | |
| 22 | Q221342 | Remache exagonal M-5 | | 4 | 4 | 4 | 4 | 4 | 4 | 4 | | | |
| 23 | Q152038 | Tornillo amarre M-5x30 | | 4 | 4 | 4 | 4 | 4 | 4 | 4 | | | |
| 24 | Q412002 | Remache tubular Ø 4x7,5 | | 2 | 2 | 2 | 2 | 2 | 2 | 2 | | | |
| 25 | R662811 | Fijacion portamandos | | 1 | 1 | 1 | 1 | 1 | 1 | 1 | | | |
| 26 | R092822 | Tapa ventilacion motor | | 1 | 1 | 1 | 1 | 1 | 1 | 1 | | | |
| | Q412002 | Remache tubular Ø 4x7,5 | | 4 | 4 | 4 | 4 | 4 | 4 | 4 | | | |
| 27 | R662816 | Panel posterior | | 1 | - | - | - | 1 | - | - | | | |
| 27 | R672812 | Panel posterior | | - | 1 | - | - | - | 1 | - | | | |
| 27 | R682807 | Panel posterior | | - | - | 1 | 1 | - | - | 1 | | | |
| 28 | R672811 | Canaleta recogeaguas | | 1 | 1 | - | - | 1 | 1 | - | | | |
| 28 | R682806 | Canaleta recogeaguas | | - | - | 1 | 1 | - | - | 1 | | | |
| 29 | Q412002 | Remache tubular Ø 4x7,5 | | 3 | 3 | 3 | 3 | 3 | 3 | 3 | | | |

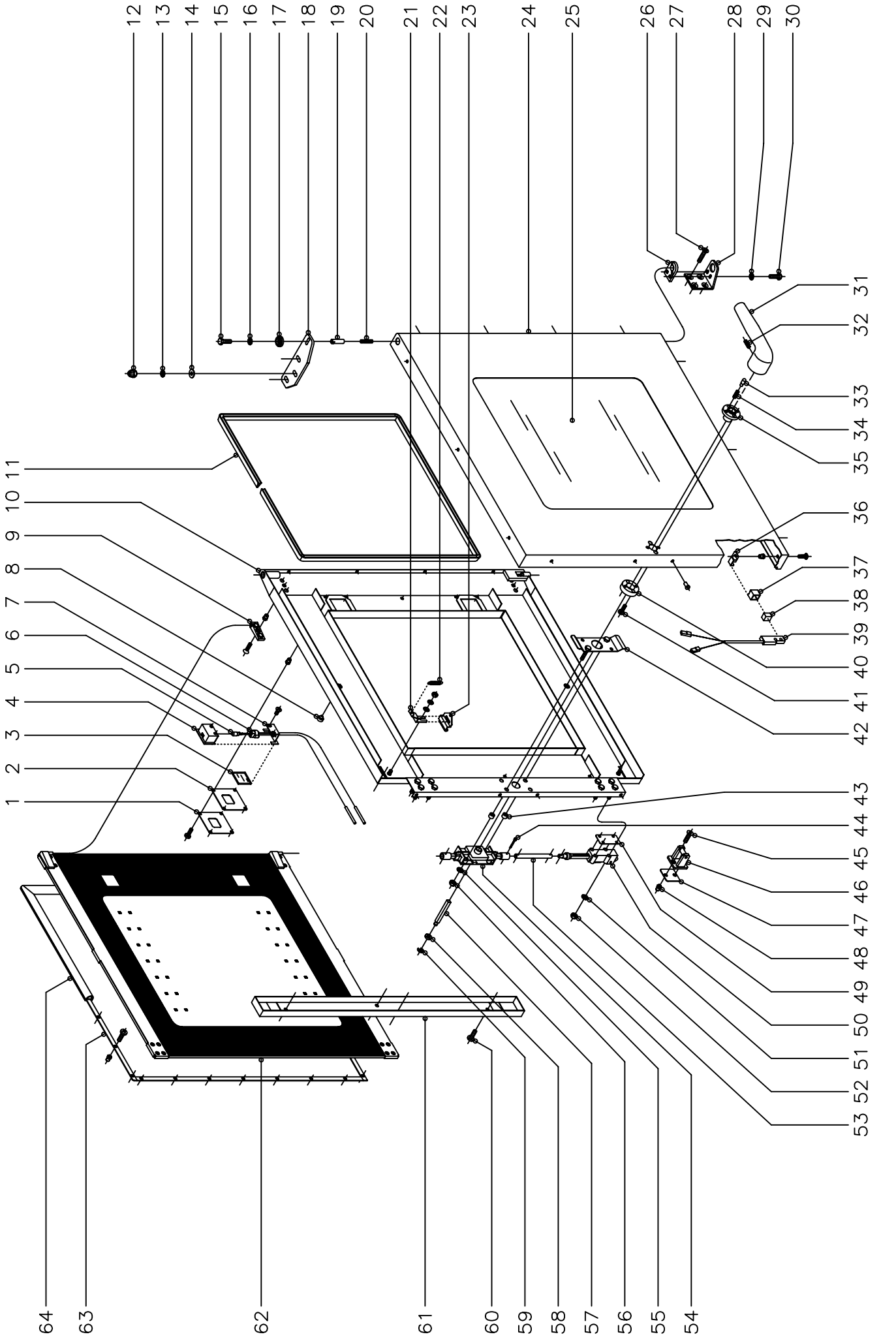


| N plano | Firma | Fecha | Aparato | Lamina | |
|---|---|---|---|---|---|
| C−1437 | | 11−2003 | PUERTA<br>HORNOS MIXTOS DE INYECCION | 2 | Fagor Industrial S.Coop.<br>Oñate FAGOR |

| MOD. | HORNOS MIXTOS DE INYECCION | ZONA | PUERTA | PLANO | C-1437 |
|---|---|---|---|---|---|

| ITEM | CODIGO | DENOMINACION | TEXTO | HMI-6/11 | HMI-10/11 | HMI-10/21 | HMI-2-10/11 | HMI-6/11 UL | HMI-10/11 UL | HMI-10/21 UL | | | NOTAS |
|---|---|---|---|---|---|---|---|---|---|---|---|---|---|
| | 1100002594 | KIT Puerta completa 6/11 | | 1 | - | - | - | 1 | - | - | | | |
| | 1100002595 | KIT Puerta completa 10/11 | | - | 1 | - | - | - | 1 | - | | | |
| | 1100002596 | KIT Puerta completa 10/21 | | - | - | 1 | 1 | - | - | 1 | | | |
| | | | | | | | | | | | | | |
| 1 | R670608 | Tapa cierre lampara | | 2 | 2 | 2 | 2 | 2 | 2 | 2 | | | |
| | Q152004 | Tornillo aplastado M-5x13 | | 8 | 8 | 8 | 8 | 8 | 8 | 8 | | | |
| | Q222011 | Remache exagonal M-5 | | 8 | 8 | 8 | 8 | 8 | 8 | 8 | | | |
| 2 | R670609 | Junta cierre lampara | | 2 | 2 | 2 | 2 | 2 | 2 | 2 | | | |
| 3 | R670618 | Cristal de lampara | | 2 | 2 | 2 | 2 | 2 | 2 | 2 | | | |
| 4 | R670610 | Deflector de lampara | | 2 | 2 | 2 | 2 | 2 | 2 | 2 | | | |
| 5 | R663013 | Lampara 10 W. 12 V. | | 2 | 2 | 2 | 2 | 2 | 2 | 2 | | | |
| 6 | R663058 | Portalamparas | | 2 | 2 | 2 | 2 | 2 | 2 | 2 | | | |
| 7 | R670611 | Suplemento deflector | | 2 | 2 | 2 | 2 | 2 | 2 | 2 | | | |
| | Q042031 | Tornillo avellanado M-5x10 | | 4 | 4 | 4 | 4 | 4 | 4 | 4 | | | |
| 8 | R670617 | Tope cristal interior | | 6 | 6 | 6 | 6 | 6 | 6 | 6 | | | |
| 9 | R670615 | Base de bisagra | | 2 | 2 | 2 | 2 | 2 | 2 | 2 | | | |
| | Q042032 | Tornillo avellanado M-5x15 | | 2 | 2 | 2 | 2 | 2 | 2 | 2 | | | |
| | Q222011 | Remache exagonal M-5 | | 2 | 2 | 2 | 2 | 2 | 2 | 2 | | | |
| 10 | T080500 | Contrapuerta completa 6/11 | | 1 | - | - | - | 1 | - | - | | | |
| 10 | T110500 | Contrapuerta completa 10/11 | | - | 1 | - | - | - | 1 | - | | | |
| 10 | T120500 | Contrapuerta completa 10/21 | | - | - | 1 | 1 | - | - | 1 | | | |
| 11 | 3715200 | Junta cristal L=1700 | | 1 | - | - | - | 1 | - | - | | | |
| 11 | 3715200 | Junta cristal L=2000 | | - | 1 | - | - | - | 1 | - | | | |
| 11 | 3715200 | Junta cristal L=2300 | | - | - | 1 | 1 | - | - | 1 | | | |
| 12 | Q212051 | Tuerca sombrerete M-8 | | 3 | 3 | 3 | 3 | 3 | 3 | 3 | | | |
| 13 | Q242050 | Arandela abanico A-8 | | 3 | 3 | 3 | 3 | 3 | 3 | 3 | | | |
| 14 | Q302025 | Arandela plana Ø8,4xØ20x1,5 | | 3 | 3 | 3 | 3 | 3 | 3 | 3 | | | |
| 15 | Q012042 | Tornillo exagonal M-6x15 | | 1 | 1 | 1 | 1 | 1 | 1 | 1 | | | |
| 16 | Q242040 | Arandela abanico A-6 | | 1 | 1 | 1 | 1 | 1 | 1 | 1 | | | |

| MOD. | HORNOS MIXTOS DE INYECCION | ZONA | PUERTA | PLANO | C-1437 |
|---|---|---|---|---|---|

| ITEM | CODIGO | DENOMINACION | TEXTO | HMI-6/11 | HMI-10/11 | HMI-10/21 | HMI-2-10/11 | HMI-6/11 UL | HMI-10/11 UL | HMI-10/21 UL | | | NOTAS |
|---|---|---|---|---|---|---|---|---|---|---|---|---|---|
| 17 | R662807 | Arandela amarre puerta | | 1 | 1 | 1 | 1 | 1 | 1 | 1 | | | |
| 18 | T130500 | Bisagra superior | | 1 | 1 | 1 | 1 | 1 | 1 | 1 | | | |
| 19 | R660534 | Eje superior | | 1 | 1 | 1 | 1 | 1 | 1 | 1 | | | |
| 20 | Z850519 | Resorte | | 1 | 1 | 1 | 1 | 1 | 1 | 1 | | | |
| 21 | R670612 | Base de pestillo | | 2 | 2 | 2 | 2 | 2 | 2 | 2 | | | |
| | Q302022 | Arandela plana Ø16xØ6x1,2 | | 2 | 2 | 2 | 2 | 2 | 2 | 2 | | | |
| | Q242040 | Arandela abanico A-6 | | 2 | 2 | 2 | 2 | 2 | 2 | 2 | | | |
| | Q162040 | Tuerca exagonal M-6 | | 2 | 2 | 2 | 2 | 2 | 2 | 2 | | | |
| 22 | R660605 | Muelle tensor pestillo | | 2 | 2 | 2 | 2 | 2 | 2 | 2 | | | |
| 23 | R670613 | Pestillo sujecion cristal interior | | 2 | 2 | 2 | 2 | 2 | 2 | 2 | | | |
| 24 | R660600 | Panel puerta 6/11 | | 1 | - | - | - | 1 | - | - | | | |
| 24 | R670600 | Panel puerta 10/11 | | - | 1 | - | - | - | 1 | - | | | |
| 24 | R680600 | Panel puerta 10/21 | | - | - | 1 | 1 | - | - | 1 | | | |
| | Q412002 | Remache tubular Ø4x7,5 | | 14 | 14 | 14 | 14 | 14 | 14 | 14 | | | |
| 25 | R660606 | Cristal exterior 6/11 | | 1 | - | - | - | 1 | - | - | | | |
| 25 | R670625 | Cristal exterior 10/11 | | - | 1 | - | - | - | 1 | - | | | |
| 25 | R680609 | Cristal exterior 10/21 | | - | - | 1 | 1 | - | - | 1 | | | |
| 26 | R660549 | Guia eje inferior | | 1 | 1 | 1 | 1 | 1 | 1 | 1 | | | |
| 27 | Q062040 | Tornillo avellanado M-6x16 | | 4 | 4 | 4 | 4 | 4 | 4 | 4 | | | |
| 28 | R660551 | Bisagra inferior | | 1 | 1 | 1 | 1 | 1 | 1 | 1 | | | |
| 29 | Q242040 | Arandela abanico A-6 | | 2 | 2 | 2 | 2 | 2 | 2 | 2 | | | |
| 30 | Q012041 | Tornillo exagonal M-6x10 | | 2 | 2 | 2 | 2 | 2 | 2 | 2 | | | |
| 31 | T130502 | Manilla | | 1 | 1 | 1 | 1 | 1 | 1 | 1 | | | |
| 32 | Q132042 | Varilla roscada M-6x15 | | 1 | 1 | 1 | 1 | 1 | 1 | 1 | | | |
| 33 | T130507 | Piton enganche | | 2 | 2 | 2 | 2 | 2 | 2 | 2 | | | |
| 34 | T130506 | Resorte | | 2 | 2 | 2 | 2 | 2 | 2 | 2 | | | |
| 35 | T130515 | Guia manilla | | 1 | 1 | 1 | 1 | 1 | 1 | 1 | | | |
| 36 | T130513 | Soporte iman | | 1 | 1 | 1 | 1 | 1 | 1 | 1 | | | |
| 37 | Z200507 | Protector iman | | 1 | 1 | 1 | 1 | 1 | 1 | 1 | | | |

| MOD. | HORNOS MIXTOS DE INYECCION | ZONA | PUERTA | PLANO | C-1437 |
|---|---|---|---|---|---|

| ITEM | CODIGO | DENOMINACION | TEXTO | HMI-6/11 | HMI-10/11 | HMI-10/21 | HMI-2-10/11 | HMI-6/11 UL | HMI-10/11 UL | HMI-10/21 UL | | | NOTAS |
|---|---|---|---|---|---|---|---|---|---|---|---|---|---|
| 38 | Z200506 | Iman | | 1 | 1 | 1 | 1 | 1 | 1 | 1 | | | |
| 39 | Z100522 | Interruptor magnetico | | 1 | 1 | 1 | 1 | 1 | 1 | 1 | | | |
| 40 | T130514 | Soporte resortes | | 1 | 1 | 1 | 1 | 1 | 1 | 1 | | | |
| 41 | Q032032 | Tornillo alomado M-5x15 | | 2 | 2 | 2 | 2 | 2 | 2 | 2 | | | |
| 42 | T130511 | Suplemento fijacion cerradura | | 1 | 1 | 1 | 1 | 1 | 1 | 1 | | | |
| 43 | Z608410 | Casquillo | | 2 | 2 | 2 | 2 | 2 | 2 | 2 | | | |
| 44 | Q352001 | Pasador de aletas Ø2x15 | | 4 | 4 | 4 | 4 | 4 | 4 | 4 | | | |
| 45 | Q042043 | Tornillo avellanado M-6x20 | | 4 | 4 | 4 | 4 | 4 | 4 | 4 | | | |
| 46 | R260545 | Enganche | | 2 | 2 | 2 | 2 | 2 | 2 | 2 | | | |
| 47 | R660538 | Calzo de enganche | | 4 | 4 | 4 | 4 | 4 | 4 | 4 | | | |
| 48 | Q221343 | Remache exagonal M-6 | | 4 | 4 | 4 | 4 | 4 | 4 | 4 | | | |
| 49 | T080503 | Suplemento elemento cierre | | 6 | 6 | 6 | 6 | 6 | 6 | 6 | | | |
| 50 | T080504 | Elemento de cierre | | 2 | 2 | 2 | 2 | 2 | 2 | 2 | | | |
| 51 | Q262040 | Arandela muelle A-6 | | 8 | 8 | 8 | 8 | 8 | 8 | 8 | | | |
| 52 | Q162040 | Tuerca exagonal M-6 | | 8 | 8 | 8 | 8 | 8 | 8 | 8 | | | |
| 53 | R020502 | Tubo alargadera | | - | 2 | 2 | 2 | - | 2 | 2 | | | |
| 54 | T130509 | Mecanismo de cierre | | 1 | 1 | 1 | 1 | 1 | 1 | 1 | | | |
| 55 | Q262040 | Arandela muelle A-6 | | 2 | 2 | 2 | 2 | 2 | 2 | 2 | | | |
| 56 | Q162040 | Tuerca exagonal M-6 | | 2 | 2 | 2 | 2 | 2 | 2 | 2 | | | |
| 57 | T130508 | Eje de manilla | | 1 | 1 | 1 | 1 | 1 | 1 | 1 | | | |
| 58 | T130505 | Casquillo | | 1 | 1 | 1 | 1 | 1 | 1 | 1 | | | |
| 59 | Q271033 | Arandela de seguridad Ø6 | | 1 | 1 | 1 | 1 | 1 | 1 | 1 | | | |
| 60 | Q032031 | Tornillo alomado M-5x10 | | 2 | 2 | 2 | 2 | 2 | 2 | 2 | | | |
| 60 | Q032021 | Tornillo alomado M-4x10 | | 2 | 2 | 2 | 2 | 2 | 2 | 2 | | | |
| 61 | T080502 | Tapa cierre puerta | | 1 | - | - | - | 1 | - | - | | | |
| 61 | T110502 | Tapa cierre puerta | | - | 1 | 1 | 1 | - | 1 | 1 | | | |
| 62 | 1100002806 | KIT Cristal interior completo 6/11 | | 1 | - | - | - | 1 | - | - | | | |
| 62 | 1100002807 | KIT Cristal interior completo 10/11 | | - | 1 | - | - | - | 1 | - | | | |
| 62 | 1100002808 | KIT Cristal interior completo 10/21 | | - | - | 1 | 1 | - | - | 1 | | | |

| MOD. | HORNOS MIXTOS DE INYECCION | ZONA | PUERTA | PLANO | C-1437 |
|---|---|---|---|---|---|

| ITEM | CODIGO | DENOMINACION | TEXTO | HMI-6/11 | HMI-10/11 | HMI-10/21 | HMI-2-10/11 | HMI-6/11 UL | HMI-10/11 UL | HMI-10/21 UL | | | NOTAS |
|---|---|---|---|---|---|---|---|---|---|---|---|---|---|
| 63 | R660526 | Fijacion junta completa 6/11 | | 1 | - | - | - | 1 | - | - | | | |
| 63 | R670513 | Fijacion junta completa 10/11 | | - | 1 | - | - | - | 1 | - | | | |
| 63 | R680511 | Fijacion junta completa 10/21 | | - | - | 1 | 1 | - | - | 1 | | | |
| | Q033021 | Tornillo alomado M-4x10 ( laton ) | | 28 | 28 | 28 | 28 | 28 | 28 | 28 | | | |
| | Q222041 | Remache exagonal M-4 inox. | | 28 | 28 | 28 | 28 | 28 | 28 | 28 | | | |
| 64 | R660503 | Junta de puerta 6/11 | | 1 | - | - | - | 1 | - | - | | | |
| 64 | R670500 | Junta de puerta 10/11 | | - | 1 | - | - | - | 1 | - | | | |
| 64 | R680500 | Junta de puerta 10/21 | | - | - | 1 | 1 | - | - | 1 | | | |

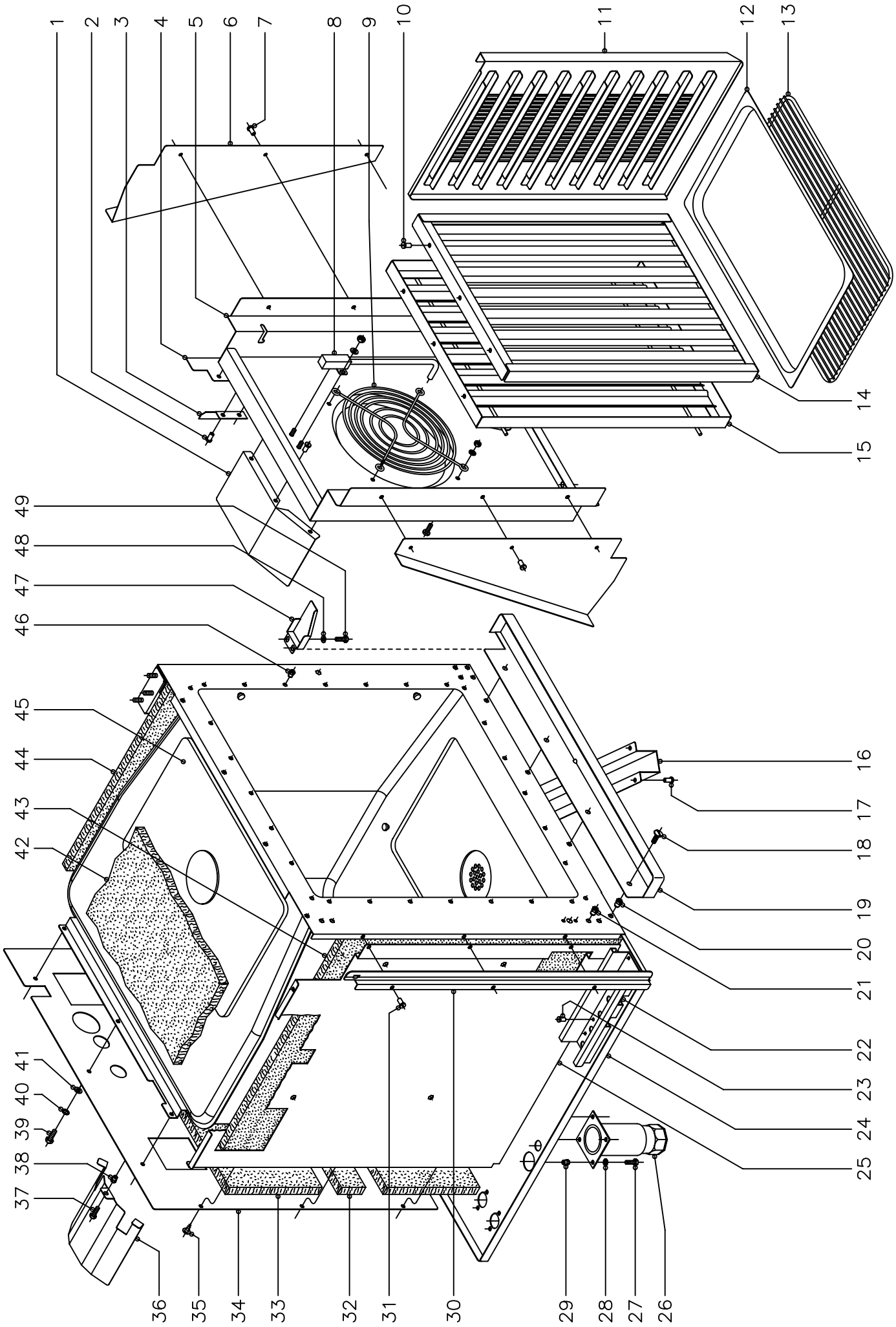


| N plano | Firma | Fecha | Aparato | Lamina | |
|---|---|---|---|---|---|
| C−1438 | | 11−2003 | MUEBLE INTERIOR<br>HORNOS MIXTOS DE INYECCION | 3 | Fagor Industrial S.Coop.<br>Oñate |

| MOD. | HORNOS MIXTOS DE INYECCION | | ZONA | MUEBLE INTERIOR | | | | | | | | PLANO | C-1438 |
|---|---|---|---|---|---|---|---|---|---|---|---|---|---|
| ITEM | CODIGO | DENOMINACION | TEXTO | HMI-6/11 | HMI-10/11 | HMI-10/21 | HMI-2-10/11 | HMI-6/11 UL | HMI-10/11 UL | HMI-10/21 UL | | | NOTAS |
| 1 | R682632 | Deflector de turbina | | - | - | 2 | 2 | - | - | 2 | | | |
| | Q412002 | Remache tubular Ø 4x7,5 | | - | - | 6 | 6 | - | - | 6 | | | |
| 2 | Q412002 | Remache tubular Ø 4x7,5 | | 4 | 4 | 4 | 4 | 4 | 4 | 4 | | | |
| 3 | R292647 | Escuadra sujecion cubreventilador | | 2 | 2 | 2 | 2 | 2 | 2 | 2 | | | |
| 4 | R662648 | Aleron derecho | | 1 | - | - | - | 1 | - | - | | | |
| s/n | R662647 | Aleron izquierdo | | 1 | - | - | - | 1 | - | - | | | |
| 5 | R662656 | Cubre ventilador | | 1 | - | - | - | 1 | - | - | | | |
| 5 | R672651 | Cubre ventilador | | - | 1 | - | - | - | 1 | - | | | |
| 5 | R682669 | Cubre ventilador | | - | - | 1 | 1 | - | - | 1 | | | |
| 6 | R732619 | Aleron lateral | | - | - | 2 | 2 | - | - | 2 | | | |
| 7 | Q412002 | Remache tubular Ø 4x7,5 | | - | - | 6 | 6 | - | - | 6 | | | |
| 8 | R665020 | Tubo inyector | | 1 | - | - | - | 1 | - | - | | | |
| 8 | R675017 | Tubo inyector | | - | 1 | 1 | 1 | - | 1 | 1 | | | |
| | Q232030 | Arandela plana A-5 | | 2 | 2 | 2 | 2 | 2 | 2 | 2 | | | |
| | Q162030 | Tuerca exagonal M-5 | | 2 | 2 | 2 | 2 | 2 | 2 | 2 | | | |
| 9 | R662661 | Proteccion de turbina | | - | - | - | - | 1 | 1 | 1 | | | |
| | Q032021 | Tornillo alomado M-4x10 | | - | - | - | - | 4 | 4 | 4 | | | |
| | Q242020 | Arandela abanico A-4 | | - | - | - | - | 4 | 4 | 4 | | | |
| | Q162020 | Tuerca exagonal M-4 | | - | - | - | - | 4 | 4 | 4 | | | |
| 10 | Q412002 | Remache tubular Ø 4x7,5 | | 6 | 6 | 6 | 6 | 6 | 6 | 6 | | | |
| 11 | R662668 | Guia de bandejas derecha | | 1 | - | - | - | 1 | - | - | | | |
| s/n | R662670 | Guia de bandejas izquierda | | 1 | - | - | - | 1 | - | - | | | |
| 11 | T112615 | Guia de bandejas derecha | | - | 1 | - | - | - | 1 | - | | | |
| s/n | T112617 | Guia de bandejas izquierda | | - | 1 | - | - | - | 1 | - | | | |
| 11 | T122614 | Guia de bandejas derecha | | - | - | 1 | - | - | - | - | | | |
| s/n | T122616 | Guia de bandejas izquierda | | - | - | 1 | - | - | - | - | | | |
| 11 | R682640 | Guia de bandejas MARKET-FORGE | | - | - | - | - | - | - | 2 | | | |
| 12 | R252816 | Bandeja 1/1 ( 530x325x20 ) | | 1 | 1 | - | 1 | - | - | - | | | |
| 12 | R032605 | Bandeja 2/1 ( 530x650x40 ) | | - | - | 1 | - | - | - | - | | | |

| MOD. | HORNOS MIXTOS DE INYECCION | ZONA | MUEBLE INTERIOR | PLANO | C-1438 |
|---|---|---|---|---|---|

| ITEM | CODIGO | DENOMINACION | TEXTO | HMI-6/11 | HMI-10/11 | HMI-10/21 | HMI-2-10/11 | HMI-6/11 UL | HMI-10/11 UL | HMI-10/21 UL | | | NOTAS |
|---|---|---|---|---|---|---|---|---|---|---|---|---|---|
| 13 | R672665 | Parrilla 1/1 | | 1 | 1 | - | 1 | 3 | 5 | - | | | |
| 13 | R682676 | Parrilla 2/1 | | - | - | 1 | - | - | - | - | | | |
| 13 | R682641 | Parrilla 2/1 MARKET-FORGE | | - | - | - | - | - | - | 5 | | | |
| 14 | R662617 | Anterior de filtro | | 1 | - | - | - | 1 | - | - | | | |
| 14 | R092618 | Anterior de filtro | | - | 1 | 1 | 1 | - | 1 | 1 | | | |
| 15 | R662622 | Posterior de filtro | | 1 | - | - | - | 1 | - | - | | | |
| 15 | R092621 | Posterior de filtro | | - | 1 | 1 | 1 | - | 1 | 1 | | | |
| 16 | R672804 | Cubre desagüe | | 1 | 1 | - | - | 1 | 1 | - | | | |
| 16 | R682805 | Cubre desagüe | | - | - | 1 | 1 | - | - | 1 | | | |
| 17 | Q412002 | Remache tubular Ø 4x7,5 | | 8 | 8 | 8 | 8 | 8 | 8 | 8 | | | |
| 18 | Q152017 | Tornillo amarre M-6x13 | | 4 | 4 | 4 | 4 | 4 | 4 | 4 | | | |
| 19 | T112813 | Recoge aguas | | 1 | 1 | - | - | 1 | 1 | - | | | |
| 19 | T122811 | Recoge aguas | | - | - | 1 | 1 | - | - | 1 | | | |
| 20 | Q221343 | Remache exagonal M-6 | | 4 | 4 | 4 | 4 | 4 | 4 | 4 | | | |
| 21 | Q221343 | Remache exagonal M-6 | | 8 | 8 | 8 | 8 | 8 | 8 | 8 | | | |
| 22 | R342821 | Guia del cuadro electrico | | 1 | 1 | 1 | 1 | 1 | 1 | 1 | | | |
| 23 | Q412002 | Remache tubular Ø 4x7,5 | | 8 | 8 | 8 | 8 | 8 | 8 | 8 | | | |
| 24 | R672813 | Base exterior de horno | | 1 | 1 | - | - | 1 | 1 | - | | | |
| 24 | R682811 | Base exterior de horno | | - | - | 1 | 1 | - | - | 1 | | | |
| 25 | T072614 | Soporte lateral aislante | | 1 | - | - | - | 1 | - | - | | | |
| 25 | T112624 | Soporte lateral aislante | | - | 1 | - | - | - | 1 | - | | | |
| 25 | T122619 | Soporte lateral aislante | | - | - | 1 | 1 | - | - | 1 | | | |
| 26 | X260151 | Pata regulable | | 4 | 4 | 4 | 4 | 4 | 4 | 4 | | | |
| 27 | Q012042 | Tornillo exagonal M-6x15 | | 16 | 16 | 16 | 16 | 16 | 16 | 16 | | | |
| 28 | Q242040 | Arandela abanico A-6 | | 16 | 16 | 16 | 16 | 16 | 16 | 16 | | | |
| 29 | Q221343 | Remache exagonal M-6 | | 16 | 16 | 16 | 16 | 16 | 16 | 16 | | | |
| 30 | R662682 | Protector portamandos | | 1 | - | - | - | 1 | - | - | | | |
| 30 | R672674 | Protector portamandos | | - | 1 | 1 | 1 | - | 1 | 1 | | | |
| 31 | Q412002 | Remache tubular Ø 4x7,5 | | 3 | 3 | 3 | 3 | 3 | 3 | 3 | | | |

| MOD. | HORNOS MIXTOS DE INYECCION | | ZONA | MUEBLE INTERIOR | | | | | | | | PLANO | C-1438 |
|---|---|---|---|---|---|---|---|---|---|---|---|---|---|
| ITEM | CODIGO | DENOMINACION | TEXTO | HMI-6/11 | HMI-10/11 | HMI-10/21 | HMI-2-10/11 | HMI-6/11 UL | HMI-10/11 UL | HMI-10/21 UL | | | NOTAS |
| 32 | R662616 | Aislante posterior 560x60x20 | | 3 | 3 | 4 | 4 | 3 | 3 | 4 | | | |
| 33 | R662615 | Aislante posterior 800x110x20 | | 2 | - | - | - | 2 | - | - | | | |
| 33 | R672631 | Aislante posterior 670x230x20 | | - | 2 | 2 | 2 | - | 2 | 2 | | | |
| 34 | R662655 | Soporte aislante posterior | | 1 | - | - | - | 1 | - | - | | | |
| 34 | R672608 | Soporte aislante posterior | | - | 1 | - | - | - | 1 | - | | | |
| 34 | R682606 | Soporte aislante posterior | | - | - | 1 | 1 | - | - | 1 | | | |
| 35 | Q151301 | Tornillo alomado | | 3 | 3 | 3 | 3 | 3 | 3 | 3 | | | |
| 36 | R142628 | Tejadillo motor turbina | | 1 | 1 | 1 | 1 | 1 | 1 | 1 | | | |
| 37 | Q012042 | Tornillo exagonal M-6x15 | | 1 | 1 | 1 | 1 | 1 | 1 | 1 | | | |
| 38 | Q221343 | Remache exagonal M-6 | | 1 | 1 | 1 | 1 | 1 | 1 | 1 | | | |
| 39 | Q012042 | Tornillo exagonal M-6x15 | | 12 | 12 | 12 | 12 | 12 | 12 | 12 | | | |
| 40 | Q262040 | Arandela muelle A-6 | | 12 | 12 | 12 | 12 | 12 | 12 | 12 | | | |
| 41 | Q232040 | Arandela plana A-6 | | 12 | 12 | 12 | 12 | 12 | 12 | 12 | | | |
| 42 | R662614 | Aislante base y techo 650x650x20 | | 5 | 5 | - | - | 5 | 5 | - | | | |
| 42 | R682623 | Aislante base y techo 860x790x20 | | - | - | 5 | 5 | - | - | 5 | | | |
| 43 | R662613 | Aislante lateral 650x530x20 | | 3 | - | - | - | 3 | - | - | | | |
| 43 | R672630 | Aislante lateral 770x650x20 | | - | 3 | - | - | - | 3 | - | | | |
| 43 | R682623 | Aislante lateral 860x790x20 | | - | - | 3 | 3 | - | - | 3 | | | |
| 44 | R662613 | Aislante lateral 650x530x20 | | 2 | - | - | - | 2 | - | - | | | |
| 44 | R672630 | Aislante lateral 770x650x20 | | - | 2 | - | - | - | 2 | - | | | |
| 44 | R682623 | Aislante lateral 860x790x20 | | - | - | 2 | 2 | - | - | 2 | | | |
| 45 | R692610 | Cuerpo interior horno | | 1 | - | - | - | 1 | - | - | | | |
| 45 | R702605 | Cuerpo interior horno | | - | 1 | - | - | - | 1 | - | | | |
| 45 | R712615 | Cuerpo interior horno | | - | - | 1 | 1 | - | - | 1 | | | |
| | R662636 | Refuerzo base de cuerpo interior | | 1 | 1 | - | - | 1 | 1 | - | | | |
| | R682633 | Refuerzo base de cuerpo interior | | - | - | 1 | 1 | - | - | 1 | | | |
| | R682663 | Refuerzo vertical de cuerpo interior | | - | - | 2 | 2 | - | - | 2 | | | |
| | Q232040 | Arandela plana A-6 | | 8 | 8 | 21 | 21 | 8 | 8 | 21 | | | Amarre refuerzos |
| | Q262040 | Arandela muelle A-6 | | 8 | 8 | 21 | 21 | 8 | 8 | 21 | | | Amarre refuerzos |

| MOD. | HORNOS MIXTOS DE INYECCION | ZONA | MUEBLE INTERIOR | PLANO | C-1438 |
|---|---|---|---|---|---|

| ITEM | CODIGO | DENOMINACION | TEXTO | HMI-6/11 | HMI-10/11 | HMI-10/21 | HMI-2-10/11 | HMI-6/11 UL | HMI-10/11 UL | HMI-10/21 UL | | | NOTAS |
|---|---|---|---|---|---|---|---|---|---|---|---|---|---|
| | Q162040 | Tuerca exagonal M-6 | | 8 | 8 | 21 | 21 | 8 | 8 | 21 | | | Amarre refuerzos |
| 46 | Q222041 | Remache exagonal M-4 inox. | | 24 | 28 | 28 | 28 | 24 | 28 | 28 | | | |
| 47 | R662800 | Cubre cables | | 1 | 1 | 1 | 1 | 1 | 1 | 1 | | | |
| 48 | Q232030 | Arandela plana A-5 | | 2 | 2 | 2 | 2 | 2 | 2 | 2 | | | |
| 49 | Q012031 | Tornillo exagonal M-5x10 | | 2 | 2 | 2 | 2 | 2 | 2 | 2 | | | |

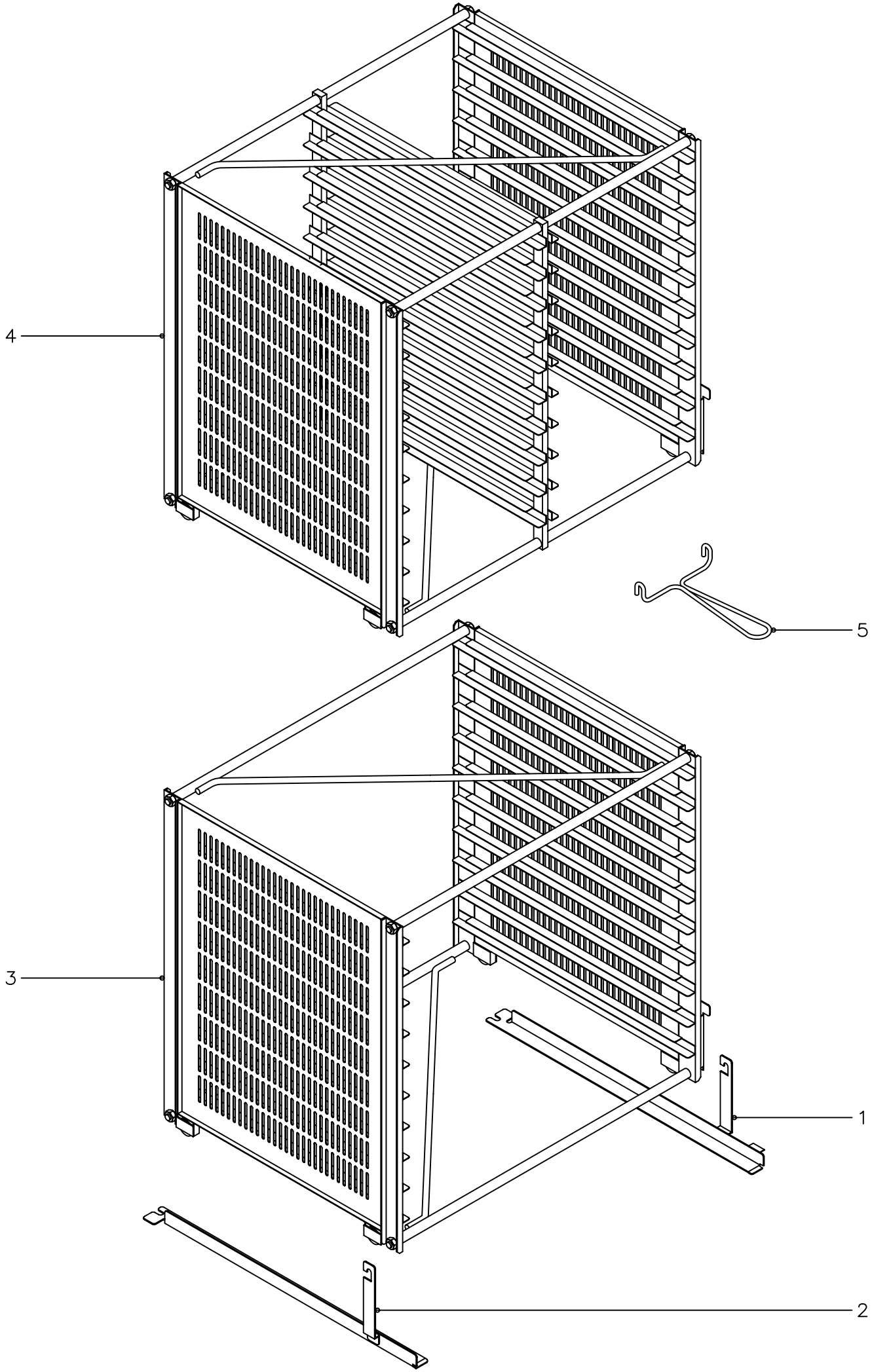


| N plano | Firma | Fecha | Aparato | Lamina | |
|---|---|---|---|---|---|
| C−1439 | | 11−2003 | EXTRUCTURAS PORTABANDEJAS<br>HORNOS MIXTOS DE INYECCION | 4 | Fagor Industrial S.Coop.<br>Oñate |

| MOD. | HORNOS MIXTOS DE INYECCION | ZONA | EXTRUCTURAS PORTABANDEJAS | PLANO | C-1439 |
|---|---|---|---|---|---|

| ITEM | CODIGO | DENOMINACION | TEXTO | HMI-6/11 | HMI-10/11 | HMI-10/21 | HMI-2-10/11 | HMI-6/11 UL | HMI-10/11 UL | HMI-10/21 UL | | | NOTAS |
|---|---|---|---|---|---|---|---|---|---|---|---|---|---|
| 1100002631 KIT EXTRUCTURA PORTABANDE. 10/11 | | | | - | OP. | - | - | - | - | - | | | OP.= Opcional |
| 1 | R672623 | Rail derecho | | - | OP. | - | - | - | - | - | | | Optionnel |
| 2 | R672622 | Rail izquierdo | | - | OP. | - | - | - | - | - | | | In option |
| 3 | R672617 | Extructura portabandejas 10/11 | | - | OP. | - | - | - | - | - | | | |
| 5 | R672632 | Tirador de extructura | | - | OP. | - | - | - | - | - | | | |
| | | | | | | | | | | | | | |
| 1100002634 KIT EXTRUCTURA PORTABANDE. 10/21 | | | | - | - | OP. | - | - | - | - | | | |
| 1100002635 KIT EXTRUCTURA PORTABANDE. 2-10/11 | | | | - | - | - | 1 | - | - | - | | | |
| 1 | R682659 | Rail derecho | | - | - | OP. | 1 | - | - | - | | | |
| 2 | R682658 | Rail izquierdo | | - | - | OP. | 1 | - | - | - | | | |
| 3 | R682617 | Extructura portabandejas 10/21 | | - | - | OP. | - | - | - | - | | | |
| 4 | R682618 | Extructura portabandejas 2-10/11 | | - | - | - | 1 | - | - | - | | | |
| 5 | R672632 | Tirador de extructura | | - | - | OP. | 1 | - | - | - | | | |

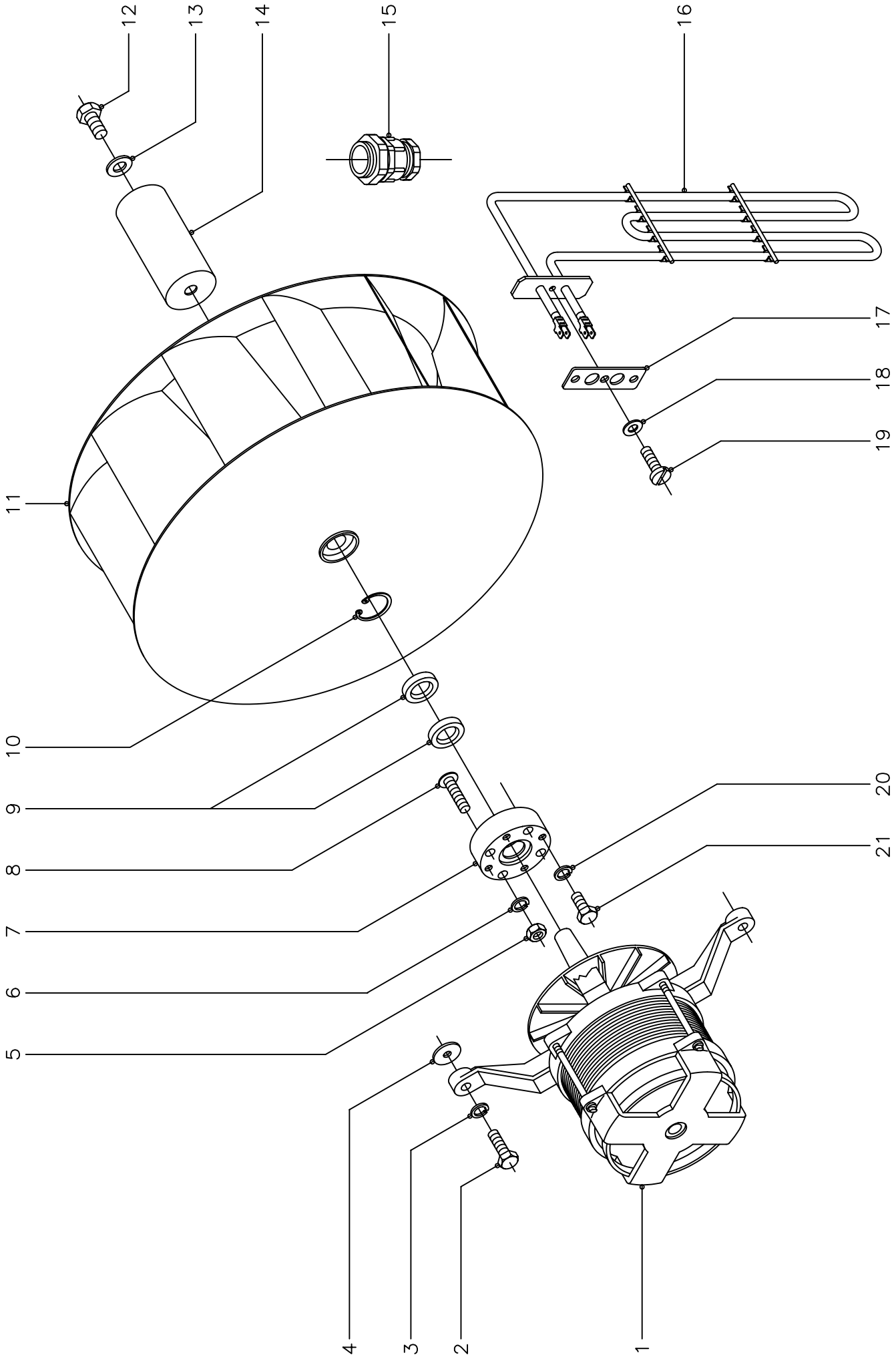


| N plano | Firma | Fecha | Aparato | Lamina | |
|---|---|---|---|---|---|
| C–1440 | | 11–2003 | TURBINA<br>HORNOS MIXTOS DE INYECCION | 5 | Fagor Industrial S.Coop. FAGOR<br>Oñate |

| MOD. | HORNOS MIXTOS DE INYECCION | ZONA | TURBINA | PLANO | C-1440 |
|---|---|---|---|---|---|

| ITEM | CODIGO | DENOMINACION | TEXTO | HMI-6/11 | HMI-10/11 | HMI-10/21 | HMI-2-10/11 | HMI-6/11 UL | HMI-10/11 UL | HMI-10/21 UL | | | NOTAS |
|---|---|---|---|---|---|---|---|---|---|---|---|---|---|
| 1 | R253049 | Conj. motor ( 230/400 V., 50/60 Hz.) | | 1 | 1 | 1 | 1 | 1 | 1 | 1 | | | |
| 2 | Q012044 | Tornillo exagonal M-6x25 | | 4 | 4 | 4 | 4 | 4 | 4 | 4 | | | |
| 3 | Q262040 | Arandela muelle A-6 | | 4 | 4 | 4 | 4 | 4 | 4 | 4 | | | |
| 4 | Q301304 | Arandela calzo Ø 23xØ 6,5x2 | | 8 | 8 | 8 | 8 | 8 | 8 | 8 | | | |
| 5 | Q162040 | Tuerca exagonal M-6 | | 4 | 4 | 4 | 4 | 4 | 4 | 4 | | | |
| 6 | Q262040 | Arandela muelle A-6 | | 4 | 4 | 4 | 4 | 4 | 4 | 4 | | | |
| 7 | R662623 | Casquillo reten | | 1 | 1 | 1 | 1 | 1 | 1 | 1 | | | |
| 8 | - | Perno M-6 ( Caldeado a cuerpo ) | | 4 | 4 | 4 | 4 | 4 | 4 | 4 | | | |
| 9 | R662627 | Reten Ø 28xØ 17x7 | | 2 | 2 | 2 | 2 | 2 | 2 | 2 | | | |
| 10 | Q302023 | Anillo de seguridad Ø 28x1,2 | | 1 | 1 | 1 | 1 | 1 | 1 | 1 | | | |
| 11 | R253042 | Turbina | | 1 | 1 | 1 | 1 | 1 | 1 | 1 | | | |
| 12 | Q012063 | Tornillo exagonal M-10x20 | | 1 | 1 | 1 | 1 | 1 | 1 | 1 | | | |
| 13 | R763010 | Arandela seguridad Hanning | | 1 | 1 | 1 | 1 | 1 | 1 | 1 | | | |
| 14 | R665025 | Distribuidor inyeccion | | 1 | 1 | 1 | 1 | 1 | 1 | 1 | | | |
| 15 | R033002 | Prensaestopas | | 1 | 1 | 1 | 1 | 1 | 1 | 1 | | | |
| 16 | R663016 | Resistencia 1500W., 230V. | | 6 | - | - | - | 6 | - | - | | | |
| 16 | R673002 | Resistencia 1500+1500W., 230V. | | - | 6 | - | - | - | 6 | - | | | |
| 16 | R683000 | Resistencia 2000+2000W., 230V. | | - | - | 6 | 6 | - | - | 6 | | | |
| 17 | R693017 | Junta resistencia 6/11 | | 6 | - | - | - | 6 | - | - | | | |
| 17 | R673063 | Junta resistencia 10/11 y 10/21 | | - | 6 | 6 | 6 | - | 6 | 6 | | | |
| 18 | Q232030 | Arandela plana A-5 | | 6 | 18 | 18 | 18 | 6 | 18 | 18 | | | |
| 19 | Q062031 | Tornillo alomado M-5x10 | | 6 | 18 | 18 | 18 | 6 | 18 | 18 | | | |
| 20 | Q232030 | Arandela muelle A-5 | | 4 | 4 | 4 | 4 | 4 | 4 | 4 | | | |
| 21 | Q012031 | Tornillo exagonal M-5x10 | | 4 | 4 | 4 | 4 | 4 | 4 | 4 | | | |
| | | | | | | | | | | | | | |
| | | | | | | | | | | | | | |
| | | | | | | | | | | | | | |
| | | | | | | | | | | | | | |
| | | | | | | | | | | | | | |

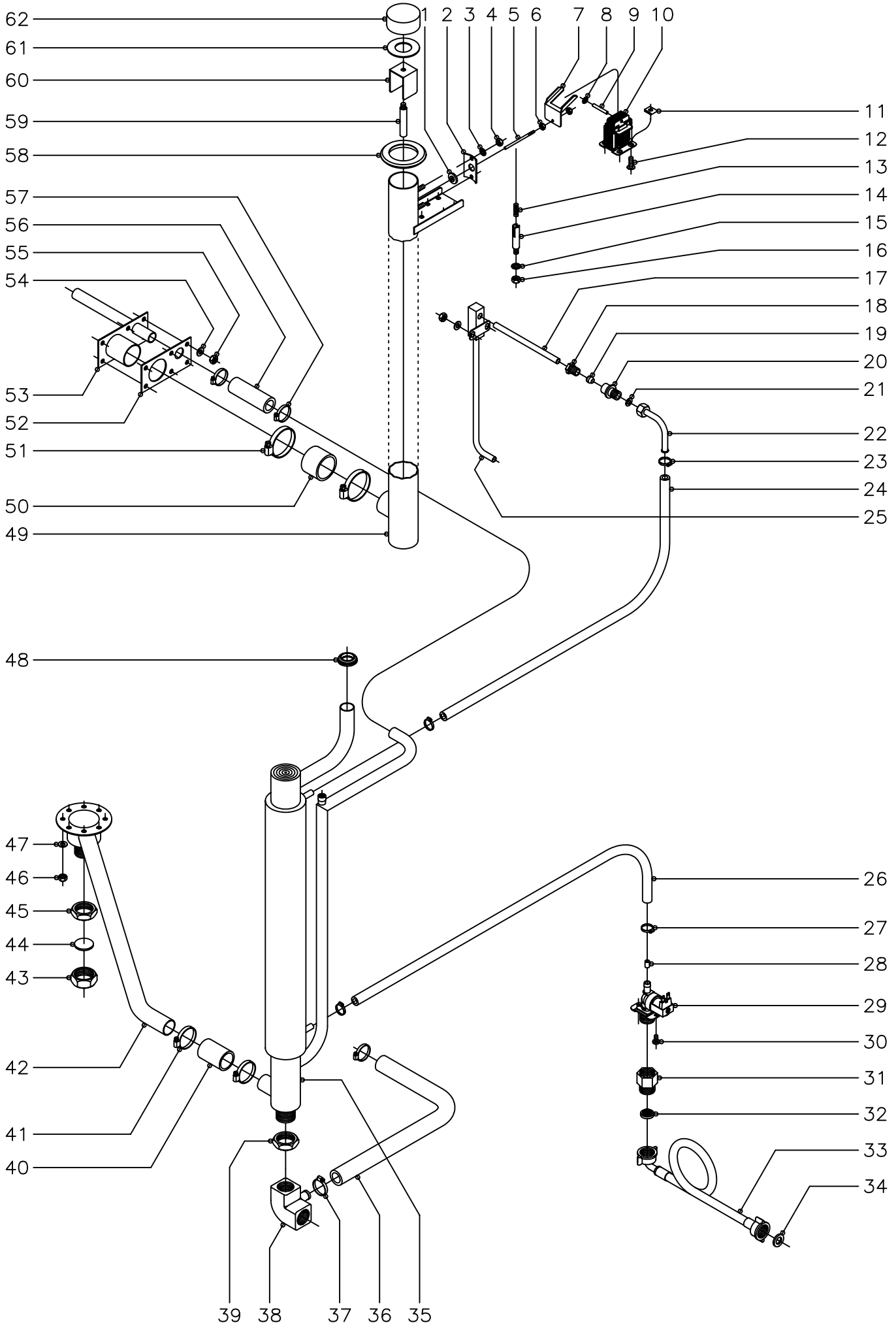


| N plano | Firma | Fecha | Aparato | Lamina | |
|---|---|---|---|---|---|
| C−1441 | | 11−2003 | CIRCUITO DE AGUA<br>HORNOS MIXTOS DE INYECCION | 6 | Fagor Industrial S.Coop.<br>Oñate FAGOR |

| MOD. | HORNOS MIXTOS DE INYECCION | ZONA | CIRCUITO DE AGUA | PLANO | C-1441 |
|---|---|---|---|---|---|

| ITEM | CODIGO | DENOMINACION | TEXTO | HMI-6/11 | HMI-10/11 | HMI-10/21 | HMI-2-10/11 | HMI-6/11 UL | HMI-10/11 UL | HMI-10/21 UL | | | NOTAS |
|---|---|---|---|---|---|---|---|---|---|---|---|---|---|
| 1 | R675033 | Junta palanca accionamiento | | 1 | 1 | 1 | 1 | 1 | 1 | 1 | | | |
| 2 | T115105 | Amarre junta a conduccion vahos | | 1 | 1 | 1 | 1 | 1 | 1 | 1 | | | |
| 3 | Q242030 | Arandela abanico A-5 | | 2 | 2 | 2 | 2 | 2 | 2 | 2 | | | |
| 4 | Q162030 | Tuerca exagonal M-5 | | 2 | 2 | 2 | 2 | 2 | 2 | 2 | | | |
| 5 | R675014 | Palanca accionamiento | | 1 | 1 | 1 | 1 | 1 | 1 | 1 | | | |
| 6 | Q162020 | Tuerca exagonal M-4 | | 2 | 2 | 2 | 2 | 2 | 2 | 2 | | | |
| 7 | R672640 | Escuadra accionamiento | | 1 | 1 | 1 | 1 | 1 | 1 | 1 | | | |
| 8 | Q301035 | Sujecion rapida Ø4 | | 2 | 2 | 2 | 2 | 2 | 2 | 2 | | | |
| 9 | R675016 | Pasador electroiman | | 1 | 1 | 1 | 1 | 1 | 1 | 1 | | | |
| 10 | R663030 | Electroiman | | 1 | 1 | 1 | 1 | 1 | 1 | 1 | | | |
| 11 | Q221012 | Tuerca rapida M-5 | | 2 | 2 | 2 | 2 | 2 | 2 | 2 | | | |
| 12 | Q152004 | Tornillo aplastado M-5x13 | | 2 | 2 | 2 | 2 | 2 | 2 | 2 | | | |
| 13 | Z883001 | Resorte | | 1 | 1 | 1 | 1 | 1 | 1 | 1 | | | |
| 14 | R665027 | Guia resorte | | 1 | 1 | 1 | 1 | 1 | 1 | 1 | | | |
| 15 | Q242040 | Arandela abanico A-6 | | 1 | 1 | 1 | 1 | 1 | 1 | 1 | | | |
| 16 | Q162040 | Tuerca exagonal M-6 | | 1 | 1 | 1 | 1 | 1 | 1 | 1 | | | |
| 17 | R665024 | Tubo conduccion a inyector | | 1 | 1 | 1 | 1 | 1 | 1 | 1 | | | |
| 18 | R695003 | Manguito cierre | | 1 | 1 | 1 | 1 | 1 | 1 | 1 | | | |
| 19 | R695004 | Bicono | | 1 | 1 | 1 | 1 | 1 | 1 | 1 | | | |
| 20 | - | Soldado a cuerpo de horno | | 1 | 1 | 1 | 1 | 1 | 1 | 1 | | | |
| 21 | Q306025 | Arandela junta Ø14xØ8,5x1,5 | | 1 | 1 | 1 | 1 | 1 | 1 | 1 | | | |
| 22 | R695017 | Tubo conduccion agua | | 1 | 1 | 1 | 1 | 1 | 1 | 1 | | | |
| 23 | Q881302 | Abrazadera 12 - 20 | | 2 | 2 | 2 | 2 | 2 | 2 | 2 | | | |
| 24 | 3676900 | Tubo de goma Ø17xØ10x1000 | | 1 | 1 | 1 | 1 | 1 | 1 | 1 | | | |
| 25 | R665020 | Tubo inyector | | 1 | - | - | - | 1 | - | - | | | |
| 25 | R675017 | Tubo inyector | | - | 1 | 1 | 1 | - | 1 | 1 | | | |
| | Q232030 | Arandela plana A-5 | | 2 | 2 | 2 | 2 | 2 | 2 | 2 | | | |
| | Q162030 | Tuerca exagonal M-5 | | 2 | 2 | 2 | 2 | 2 | 2 | 2 | | | |
| 26 | 3676900 | Tubo de goma Ø17xØ10x1000 | | 1 | 1 | 1 | 1 | 1 | 1 | 1 | | | |

| MOD. | HORNOS MIXTOS DE INYECCION | ZONA | CIRCUITO DE AGUA | PLANO | C-1441 |
|---|---|---|---|---|---|

| ITEM | CODIGO | DENOMINACION | TEXTO | HMI-6/11 | HMI-10/11 | HMI-10/21 | HMI-2-10/11 | HMI-6/11 UL | HMI-10/11 UL | HMI-10/21 UL | | | NOTAS |
|---|---|---|---|---|---|---|---|---|---|---|---|---|---|
| 27 | Q881302 | Abrazadera 12 - 20 | | 2 | 2 | 2 | 2 | 2 | 2 | 2 | | | |
| 28 | R665041 | Regulador caudal (0,25 l/m) verde | | 1 | 1 | - | - | 1 | 1 | - | | | |
| 28 | R715011 | Regulador caudal (0,50 l/m) rojo | | - | - | 1 | 1 | - | - | 1 | | | |
| 29 | Z701135 | Electrovalvula simple | | 1 | 1 | 1 | 1 | 1 | 1 | 1 | | | |
| 30 | Q032021 | Tornillo alomado M-4x10 | | 2 | 2 | 2 | 2 | 2 | 2 | 2 | | | |
| 31 | T125033 | Adaptador a rosca UL | | - | - | - | - | 1 | 1 | 1 | | | |
| 32 | Z701132 | Filtro-junta entrada de agua | | 1 | 1 | 1 | 1 | 1 | 1 | 1 | | | |
| 33 | Z601114 | Manguera entrada de agua | | 1 | 1 | 1 | 1 | - | - | - | | | |
| 34 | Q307031 | Arandela junta Ø24xØ14x3 | | 1 | 1 | 1 | 1 | 1 | 1 | 1 | | | |
| 35 | R695025 | Tubo retorno y chimenea | | 1 | - | - | - | 1 | - | - | | | |
| 35 | R705020 | Tubo retorno y chimenea | | - | 1 | - | - | - | 1 | - | | | |
| 35 | R715010 | Tubo retorno y chimenea | | - | - | 1 | 1 | - | - | 1 | | | |
| 36 | 3715600 | Tubo silicona forra. Ø26xØ18x1000 | | 1 | 1 | 1 | 1 | 1 | 1 | 1 | | | |
| 37 | Q881304 | Abrazadera 20 - 32 | | 2 | 2 | 2 | 2 | 2 | 2 | 2 | | | |
| 38 | R665067 | Codo desague | | 1 | 1 | 1 | 1 | 1 | 1 | 1 | | | |
| 39 | Q223014 | Contratuerca 1" | | 1 | 1 | 1 | 1 | 1 | 1 | 1 | | | |
| 40 | 3714100 | Tubo silicona Ø38xØ31x100 | | 1 | 1 | 1 | 1 | 1 | 1 | 1 | | | |
| 41 | Q881305 | Abrazadera 25 - 40 | | 2 | 2 | 2 | 2 | 2 | 2 | 2 | | | |
| 42 | R675022 | Tubo de desague | | 1 | 1 | - | - | 1 | 1 | - | | | |
| 42 | R685006 | Tubo de desague | | - | - | 1 | 1 | - | - | 1 | | | |
| 43 | R665053 | Tuerca tapon 1" | | 1 | 1 | 1 | 1 | 1 | 1 | 1 | | | |
| 44 | R015011 | Arandela junta tapon Ø34x3 | | 1 | 1 | 1 | 1 | 1 | 1 | 1 | | | |
| 45 | Q223014 | Contratuerca 1" | | 1 | 1 | 1 | 1 | 1 | 1 | 1 | | | |
| 46 | Q162040 | Tuerca exagonal M-6 | | 8 | 8 | 8 | 8 | 8 | 8 | 8 | | | |
| 47 | Q232040 | Arandela plana A-6 | | 8 | 8 | 8 | 8 | 8 | 8 | 8 | | | |
| 48 | N503017 | Soporte termostato | | 1 | 1 | 1 | 1 | 1 | 1 | 1 | | | Pasamuros chimenea |
| 49 | R695008 | Conjunto chimenea | | 1 | 1 | 1 | 1 | 1 | 1 | 1 | | | |
| 50 | 3710900 | Tubo silicona Ø51xØ43x40 | | 1 | 1 | 1 | 1 | 1 | 1 | 1 | | | |
| 51 | Q881307 | Abrazadera 40 - 60 | | 2 | 2 | 2 | 2 | 2 | 2 | 2 | | | |

| MOD. | HORNOS MIXTOS DE INYECCION | ZONA | CIRCUITO DE AGUA | PLANO | C-1441 |
|---|---|---|---|---|---|

| ITEM | CODIGO | DENOMINACION | TEXTO | HMI-6/11 | HMI-10/11 | HMI-10/21 | HMI-2-10/11 | HMI-6/11 UL | HMI-10/11 UL | HMI-10/21 UL | | | NOTAS |
|---|---|---|---|---|---|---|---|---|---|---|---|---|---|
| 52 | R675038 | Junta entrada y retorno | | 1 | 1 | 1 | 1 | 1 | 1 | 1 | | | |
| 53 | R662658 | Tubo entrada y retorno vapor | | 1 | - | - | - | 1 | - | - | | | |
| 53 | R022613 | Tubo entrada y retorno vapor | | - | 1 | 1 | 1 | - | 1 | 1 | | | |
| 54 | Q232040 | Arandela plana A-6 | | 6 | 6 | 6 | 6 | 6 | 6 | 6 | | | |
| 55 | Q162040 | Tuerca exagonal M-6 | | 6 | 6 | 6 | 6 | 6 | 6 | 6 | | | |
| 56 | 3715600 | Tubo silicona forra. Ø26xØ18x100 | | 1 | 1 | 1 | 1 | 1 | 1 | 1 | | | |
| 57 | Q881304 | Abrazadera 20 - 32 | | 2 | 2 | 2 | 2 | 2 | 2 | 2 | | | |
| 58 | R662813 | Pasamuros chimenea | | 1 | 1 | 1 | 1 | 1 | 1 | 1 | | | |
| 59 | R675008 | Union retencion de vapores | | 1 | 1 | 1 | 1 | 1 | 1 | 1 | | | |
| 60 | R675005 | Guia retencion de vapores | | 1 | 1 | 1 | 1 | 1 | 1 | 1 | | | |
| 61 | R675007 | Junta retencion de vapores | | 1 | 1 | 1 | 1 | 1 | 1 | 1 | | | |
| 62 | R675006 | Retencion de vapores | | 1 | 1 | 1 | 1 | 1 | 1 | 1 | | | |

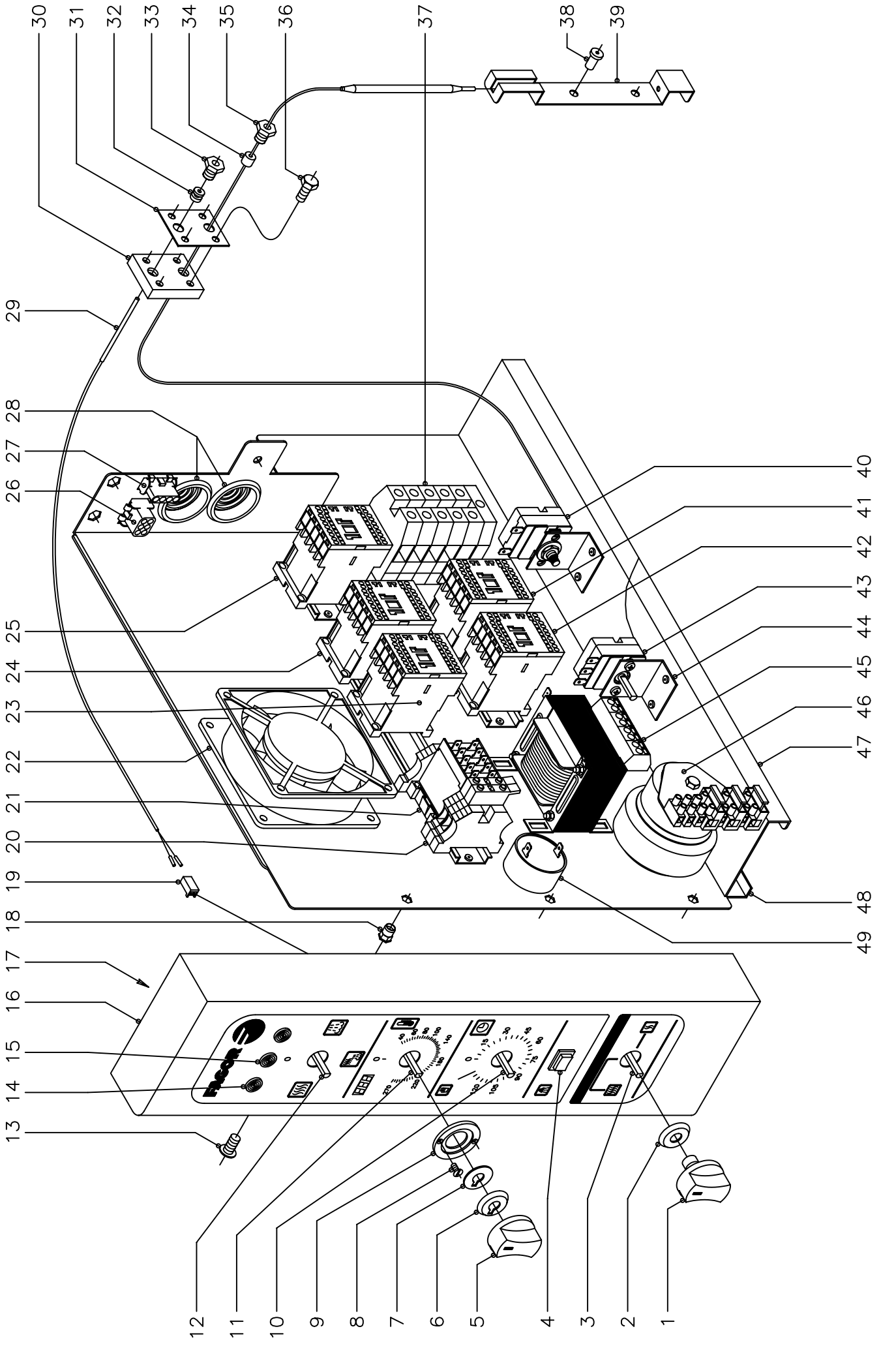


| N plano | Firma | Fecha | Aparato | Lamina | |
|---|---|---|---|---|---|
| C−1442 | | 11−2003 | PARTE FUNCIONAL ELECTRICA<br>HORNOS MIXTOS DE INYECCION | 7 | Fagor Industrial S.Coop.<br>Oñate |

| MOD. | HORNOS MIXTOS DE INYECCION | ZONA | PARTE FUNCIONAL ELECTRICA | PLANO | C-1442 |
|---|---|---|---|---|---|

| ITEM | CODIGO | DENOMINACION | TEXTO | HMI-6/11 | HMI-10/11 | HMI-10/21 | HMI-2-10/11 | HMI-6/11 UL | HMI-10/11 UL | HMI-10/21 UL | | | NOTAS |
|---|---|---|---|---|---|---|---|---|---|---|---|---|---|
| 1 | R663062 | Boton de mando (conmutadores) | | 2 | 3 | 3 | 3 | 2 | 3 | 3 | | | FAGOR |
| 1 | R663070 | Boton de mando (conmutadores) | | - | - | - | - | 2 | 3 | 3 | | | MARKET-FORGE |
| 2 | R663046 | Junta (conmutadores) | | 2 | 3 | 3 | 3 | 2 | 3 | 3 | | | |
| 3 | R753000 | Conmutador de potencia | | - | 1 | 1 | 1 | - | 1 | 1 | | | |
| 4 | R663032 | Pulsador humidificador | | 1 | 1 | 1 | 1 | 1 | 1 | 1 | | | |
| 5 | R663063 | Boton de mando (circuito impreso) | | 1 | 1 | 1 | 1 | 1 | 1 | 1 | | | FAGOR |
| 5 | R663071 | Boton de mando (circuito impreso) | | - | - | - | - | 1 | 1 | 1 | | | MARKET-FORGE |
| 6 | R663045 | Junta (circuito impreso) | | 1 | 1 | 1 | 1 | 1 | 1 | 1 | | | |
| 7 | R662810 | Arandela guia | | 1 | 1 | 1 | 1 | 1 | 1 | 1 | | | |
| 8 | Q151346 | Tornillo avellanado M-3x5 | | 2 | 2 | 2 | 2 | 2 | 2 | 2 | | | |
| 9 | R662809 | Guia boton de mando | | 1 | 1 | 1 | 1 | 1 | 1 | 1 | | | |
| 10 | R723000 | Temporizador manual | | 1 | 1 | 1 | 1 | 1 | 1 | 1 | | | |
| 11 | R743013 | Termostato electronico 270ºC. | | 1 | 1 | 1 | 1 | - | - | - | | | |
| 11 | R693058 | Termostato electronico 500ºF. | | - | - | - | - | 1 | 1 | 1 | | | |
| 12 | R693004 | Conmutador de funciones | | 1 | 1 | 1 | 1 | 1 | 1 | 1 | | | |
| 13 | Q152004 | Tornillo aplastado M-5x13 | | 3 | 3 | 3 | 3 | 3 | 3 | 3 | | | |
| 14 | R693056 | Piloto ambar | | 2 | 2 | 2 | 2 | 2 | 2 | 2 | | | |
| 15 | R693055 | Piloto verde | | 1 | 1 | 1 | 1 | 1 | 1 | 1 | | | |
| 16 | R692814 | Panel portamandos 6/11 | | 1 | - | - | - | 1 | - | - | | | |
| 16 | R702805 | Panel portamandos 10/11 y 10/21 | | - | 1 | 1 | 1 | - | 1 | 1 | | | |
| 17 | R692806 | Soporte componentes | | 1 | 1 | 1 | 1 | 1 | 1 | 1 | | | |
| 18 | Q221342 | Remache exagonal M-5 | | 3 | 3 | 3 | 3 | 3 | 3 | 3 | | | |
| 19 | R663092 | Conector 2 vias | | 1 | 1 | 1 | 1 | 1 | 1 | 1 | | | |
| 20 | R073005 | Bornas portafusibles | | 2 | 2 | 2 | 2 | 2 | 2 | 2 | | | |
| | P184011 | Cartucho fusible 4 A. | | 2 | 2 | 2 | 2 | 2 | 2 | 2 | | | |
| | Z263303 | Tope final | | 1 | 1 | 1 | 1 | 1 | 1 | 1 | | | |
| 21 | Z683087 | Contactor 3TF20 01 - 3AL2 (230 V.) | | 1 | 1 | 1 | 1 | 1 | 1 | 1 | | | |
| | Z263303 | Tope final | | 1 | 1 | 1 | 1 | 1 | 1 | 1 | | | |
| 22 | Z103066 | Ventilador | | 1 | 1 | 1 | 1 | 1 | 1 | 1 | | | |

| MOD. | HORNOS MIXTOS DE INYECCION | ZONA | PARTE FUNCIONAL ELECTRICA | PLANO | C-1442 |
|---|---|---|---|---|---|

| ITEM | CODIGO | DENOMINACION | TEXTO | HMI-6/11 | HMI-10/11 | HMI-10/21 | HMI-2-10/11 | HMI-6/11 UL | HMI-10/11 UL | HMI-10/21 UL | | | NOTAS |
|---|---|---|---|---|---|---|---|---|---|---|---|---|---|
| 23 | Z203050 | Contactor sirius 3RT-1016-2AP01 | | - | 1 | 1 | 1 | - | 1 | 1 | | | |
| 24 | Z203050 | Contactor sirius 3RT-1016-2AP01 | | 1 | 1 | 1 | 1 | 1 | 1 | 1 | | | |
| | R693009 | Guia contactor 250 | | 1 | 1 | 1 | 1 | 1 | 1 | 1 | | | |
| 25 | Z203050 | Contactor sirius 3RT-1016-2AP01 | | 1 | 1 | 1 | 1 | 1 | 1 | 1 | | | |
| | Z403016 | Guia contactor 100 | | 1 | 1 | 1 | 1 | 1 | 1 | 1 | | | |
| 26 | - | Conector hembra 6 vias | | 1 | 1 | 1 | 1 | 1 | 1 | 1 | | | |
| 27 | - | Conector hembra 4 vias | | 1 | 1 | 1 | 1 | 1 | 1 | 1 | | | |
| 28 | N103013 | Pasacables | | 2 | 2 | 2 | 2 | 2 | 2 | 2 | | | |
| 29 | R663090 | Conjunto termopar L=1500 | | 1 | 1 | 1 | 1 | 1 | 1 | 1 | | | |
| 30 | R662659 | Pasamuros doble para sonda | | 1 | 1 | 1 | 1 | 1 | 1 | 1 | | | |
| 31 | R692811 | Junta pasamuros doble | | 1 | 1 | 1 | 1 | 1 | 1 | 1 | | | |
| 32 | R662652 | Bicono cierre sonda | | 1 | 1 | 1 | 1 | 1 | 1 | 1 | | | |
| 33 | R662629 | Racord cierre sonda | | 1 | 1 | 1 | 1 | 1 | 1 | 1 | | | |
| 34 | R662662 | Junta cierre bulbo limitador | | 1 | 1 | 1 | 1 | 1 | 1 | 1 | | | |
| 35 | R662629 | Racord cierre sonda | | 1 | 1 | 1 | 1 | 1 | 1 | 1 | | | |
| 36 | Q012021 | Tornillo exagonal M-4x10 | | 4 | 4 | 4 | 4 | 4 | 4 | 4 | | | |
| 37 | P453025 | Borne gris fases 10 | | 3 | - | - | - | 3 | - | - | | | |
| | R263003 | Borne gris fases 35 | | - | 3 | 3 | 3 | - | 3 | 3 | | | |
| | Z263302 | Borne azul neutro 10 | | 1 | - | - | - | 1 | - | - | | | |
| | R673010 | Borne azul neutro 35 | | - | 1 | 1 | 1 | - | 1 | 1 | | | |
| | P453026 | Borne verde-amarillo tierra 10 | | 1 | - | - | - | 1 | - | - | | | |
| | Z103035 | Borne verde-amarillo tierra 35 | | - | 1 | 1 | 1 | - | 1 | 1 | | | |
| | Z263303 | Tope final | | 1 | - | - | - | 1 | - | - | | | |
| | Z683096 | Tope final 35 | | - | 1 | 1 | 1 | - | 1 | 1 | | | |
| | Z683068 | Señalizacion bornes | | 1 | 1 | 1 | 1 | 1 | 1 | 1 | | | |
| | R663055 | Guia contactor 120 | | 1 | 1 | 1 | 1 | 1 | 1 | 1 | | | |
| 38 | Q412002 | Remache tubular Ø4x7,5 | | 2 | 2 | 2 | 2 | 2 | 2 | 2 | | | |
| 39 | R662630 | Soporte de bulbo | | 1 | 1 | 1 | 1 | 1 | 1 | 1 | | | |
| 40 | R243016 | Termostato limitador temperatura | | 1 | 1 | 1 | 1 | 1 | 1 | 1 | | | |

| MOD. | HORNOS MIXTOS DE INYECCION | ZONA | PARTE FUNCIONAL ELECTRICA | PLANO | C-1442 |
|---|---|---|---|---|---|

| ITEM | CODIGO | DENOMINACION | TEXTO | HMI-6/11 | HMI-10/11 | HMI-10/21 | HMI-2-10/11 | HMI-6/11 UL | HMI-10/11 UL | HMI-10/21 UL | | | NOTAS |
|---|---|---|---|---|---|---|---|---|---|---|---|---|---|
| 41 | Z203050 | Contactor sirius 3RT-1016-2AP01 | | - | 1 | 1 | 1 | - | 1 | 1 | | | |
| 42 | Z203050 | Contactor sirius 3RT-1016-2AP01 | | 1 | 1 | 1 | 1 | 1 | 1 | 1 | | | |
| 43 | R343018 | Termostato a tubo retorno vapor | | 1 | 1 | 1 | 1 | 1 | 1 | 1 | | | |
| 44 | R343039 | Soporte de termostatos | | 2 | 2 | 2 | 2 | 2 | 2 | 2 | | | |
| 45 | R503005 | Transformador | | 1 | 1 | 1 | 1 | - | - | - | | | |
| 46 | R723063 | Transformador UL | | - | - | - | - | 1 | 1 | 1 | | | |
| 47 | R663081 | Panel cuadro electrico | | 1 | 1 | 1 | 1 | 1 | 1 | 1 | | | |
| 48 | R663018 | Contraguia panel cuadro | | 1 | 1 | 1 | 1 | 1 | 1 | 1 | | | |
| | Q412002 | Remache tubular Ø4x7,5 | | 7 | 7 | 7 | 7 | 7 | 7 | 7 | | | |
| 49 | R693067 | Zumbador | | 1 | 1 | 1 | 1 | 1 | 1 | 1 | | | |

| MOD. | HORNOS MIXTOS DE INYECCION | ZONA | VARIOS | PLANO | |
|---|---|---|---|---|---|

| ITEM | CODIGO | DENOMINACION | TEXTO | HMI-6/11 | HMI-10/11 | HMI-10/21 | HMI-2-10/11 | HMI-6/11 UL | HMI-10/11 UL | HMI-10/21 UL | | | NOTAS |
|---|---|---|---|---|---|---|---|---|---|---|---|---|---|
| | R696501 | Folleto de instrucciones ( FAGOR ) | | 1 | 1 | 1 | 1 | 1 | 1 | 1 | | | |
| | R696503 | Folleto de instrucciones ( M F ) | | - | - | - | - | 1 | 1 | 1 | | | |
| | | | | | | | | | | | | | |
| | R693069 | Esquema electrico adhesivo | | 1 | - | - | - | - | - | - | | | Plano HC-73226 |
| | R693076 | Esquema electrico adhesivo (MF) | | - | - | - | - | 1 | - | - | | | Plano HC-74736 |
| | R693077 | Esquema electrico adhesivo (UL) | | - | - | - | - | 1 | - | - | | | Plano HC-74746 |
| | R703015 | Esquema electrico adhesivo | | - | 1 | 1 | 1 | - | - | - | | | Plano HC-73227 |
| | R703027 | Esquema electrico adhesivo (MF) | | - | - | - | - | - | 1 | 1 | | | Plano HC-74737 |
| | R703028 | Esquema electrico adhesivo (UL) | | - | - | - | - | - | 1 | 1 | | | Plano HC-74747 |
| | | | | | | | | | | | | | |
| | R693070 | Esquema electrico de montaje | | 1 | - | - | - | 1 | - | - | | | Plano HC-73225 |
| | R703016 | Esquema electrico de montaje | | - | 1 | 1 | 1 | - | 1 | 1 | | | Plano HC-73224 |
| | | | | | | | | | | | | | |
| | R693089 | Instalacion electrica HMI | | 1 | 1 | 1 | 1 | - | - | - | | | |
| | R693016 | Instalacion electrica HMI ( UL ) | | - | - | - | - | 1 | 1 | 1 | | | |
| | R693066 | Cableado fuerza conveccion | | 1 | - | - | - | - | - | - | | | |
| | R743062 | Cableado fuerza conveccion ( UL ) | | - | - | - | - | 1 | - | - | | | |
| | R143005 | Cableado fuerza conveccion | | - | 1 | 1 | 1 | - | - | - | | | |
| | R143015 | Cableado fuerza conveccion ( UL ) | | - | - | - | - | - | 1 | 1 | | | |
| | R693065 | Instalacion fuerza cuadro electrico | | 1 | - | - | - | - | - | - | | | |
| | R693073 | Instalacion fuerza cuadro elec. (UL) | | - | - | - | - | 1 | - | - | | | |
| | R703013 | Instalacion fuerza cuadro electrico | | - | 1 | 1 | 1 | - | - | - | | | |
| | R703025 | Instalacion fuerza cuadro elec. (UL) | | - | - | - | - | - | 1 | 1 | | | |
| | R663095 | Cableado luz interior | | 1 | 1 | 1 | 1 | 1 | 1 | 1 | | | |
| | R663094 | Cableado luz puerta | | 1 | 1 | 1 | 1 | - | - | - | | | |
| | R693053 | Cableado luz puerta ( UL ) | | - | - | - | - | 1 | 1 | 1 | | | |
| | 3713900 | Funda roja-negra Ø6,4x500 | | 1 | 1 | 1 | 1 | 1 | 1 | 1 | | | En cableado puerta |
| | | | | | | | | | | | | | |
| | | | | | | | | | | | | | |

| MOD. | HORNOS MIXTOS DE INYECCION | ZONA | VARIOS | PLANO | |
|---|---|---|---|---|---|

| ITEM | CODIGO | DENOMINACION | TEXTO | HMI-6/11 | HMI-10/11 | HMI-10/21 | HMI-2-10/11 | HMI-6/11 UL | HMI-10/11 UL | HMI-10/21 UL | | | NOTAS |
|---|---|---|---|---|---|---|---|---|---|---|---|---|---|
| | R693068 | Indicador cambio de tension | | 1 | - | - | - | - | - | - | | | |
| | R703014 | Indicador cambio de tension | | - | 1 | 1 | 1 | - | - | - | | | |
| | R693008 | Indicador cambio de tension (UL) | | - | - | - | - | 1 | 1 | 1 | | | |
| | R696504 | Etiqueta de sanidad | | - | - | - | - | 1 | 1 | 1 | | | |
| | R696506 | Etiqueta puerta caliente | | - | - | - | - | 1 | 1 | 1 | | | |
| | R696507 | Etiqueta de precaucion | | - | - | - | - | 2 | 2 | 2 | | | |
| | R696508 | Etiqueta de fusibles | | - | - | - | - | 1 | 1 | 1 | | | |
| | R696512 | Etiqueta de conexión | | - | - | - | - | 1 | 1 | 1 | | | |
| | Z400515 | Bisagra (Amarre a pared) | | - | - | - | - | 1 | 1 | 1 | | | |
| | R696511 | Etiqueta embalaje Market-Forge | | - | - | - | - | 4 | 4 | 4 | | | |

| MOD. | HORNOS MIXTOS DE INYECCION | ZONA | PIEZAS A INTRODUCIR PARA LA VERSION ( 220/240 V. 1N ) | PLANO | |
|---|---|---|---|---|---|

| ITEM | CODIGO | DENOMINACION | TEXTO | HMI-6/11 | HMI-10/11 | | | | | | | | NOTAS |
|---|---|---|---|---|---|---|---|---|---|---|---|---|---|
| | R663048 | Condensador para motor de turbina | | 1 | 1 | | | | | | | | |
| | R013019 | Cableado para condensador | | 1 | 1 | | | | | | | | |
| | | | | | | | | | | | | | |
| | | | | | | | | | | | | | |
| | | | | | | | | | | | | | |
| | | | | | | | | | | | | | |
| | | | | | | | | | | | | | |
| | | | | | | | | | | | | | |
| | | | | | | | | | | | | | |
| | | | | | | | | | | | | | |
| | | | | | | | | | | | | | |
| | | | | | | | | | | | | | |
| | | | | | | | | | | | | | |
| | | | | | | | | | | | | | |
| | | | | | | | | | | | | | |
| | | | | | | | | | | | | | |
| | | | | | | | | | | | | | |
| | | | | | | | | | | | | | |
| | | | | | | | | | | | | | |
| | | | | | | | | | | | | | |
| | | | | | | | | | | | | | |
| | | | | | | | | | | | | | |
| | | | | | | | | | | | | | |
| | | | | | | | | | | | | | |
| | | | | | | | | | | | | | |
| | | | | | | | | | | | | | |
| | | | | | | | | | | | | | |
| | | | | | | | | | | | | | |
| | | | | | | | | | | | | | |
| | | | | | | | | | | | | | |
| | | | | | | | | | | | | | |

| MOD. | HORNOS MIXTOS DE INYECCION ( VAUBAN ) | ZONA | PIEZAS ESPECIFICAS (VAUBAN ) | PLANO | C-1436 |
|---|---|---|---|---|---|

| ITEM | CODIGO | DENOMINACION | TEXTO | VEI-6/11 | **HMI-6/11 | VEI-10/11 | **HMI-10/11 | VEI-10/21 | **HMI-10/21 | VEI-2-10/11 | **HMI-2-10/11 | | | | | | NOTAS |
|---|---|---|---|---|---|---|---|---|---|---|---|---|---|---|---|---|---|
| 6 | R693071 | Serigrafia superior ( vauban ) | | 1 | | 1 | | 1 | | 1 | | | | | | | |
| 7 | R663079 | Serigrafia inferior ( vauban ) | | 1 | | - | | - | | - | | | | | | | |
| 7 | R703020 | Serigrafia inferior ( vauban ) | | - | | 1 | | 1 | | 1 | | | | | | | |
| | R696520 | Folleto de instrucciones ( vauban ) | | 1 | | 1 | | 1 | | 1 | | | | | | | |
| | | | | | | | | | | | | | | | | | |
| | | | | | | | | | | | | | | | | | |
| | | | | | | | | | | | | | | | | | |
| | | | | | | | | | | | | | | | | | |
| | | | | | | | | | | | | | | | | | |
| | | | | | | | | | | | | | | | | | |
| | | | | | | | | | | | | | | | | | |
| | | | | | | | | | | | | | | | | | |
| | | | | | | | | | | | | | | | | | |
| | | ** MODELOS EQUIVALENTES FAGOR | | | | | | | | | | | | | | | |
| | | | | | | | | | | | | | | | | | |
| | | | | | | | | | | | | | | | | | |
| | | | | | | | | | | | | | | | | | |
| | | | | | | | | | | | | | | | | | |
| | | | | | | | | | | | | | | | | | |
| | | | | | | | | | | | | | | | | | |
| | | | | | | | | | | | | | | | | | |
| | | | | | | | | | | | | | | | | | |
| | | | | | | | | | | | | | | | | | |
| | | | | | | | | | | | | | | | | | |
| | | | | | | | | | | | | | | | | | |
| | | | | | | | | | | | | | | | | | |
| | | | | | | | | | | | | | | | | | |
| | | | | | | | | | | | | | | | | | |

# MODELO HMI-6/11

3N~50/60Hz 380/415V

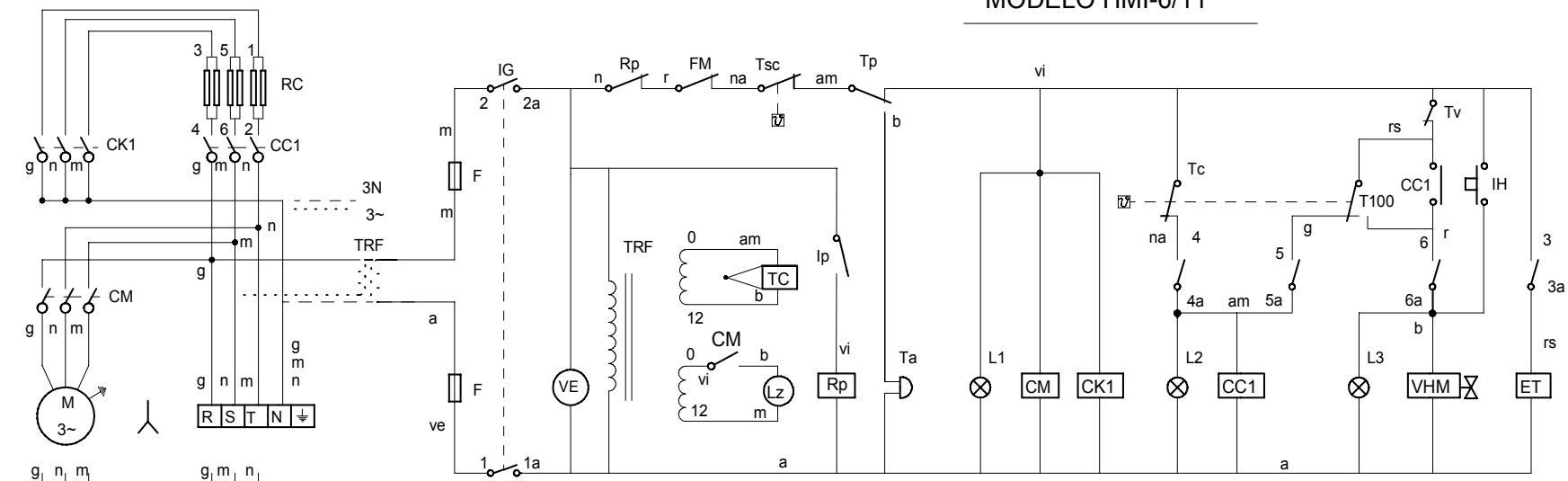


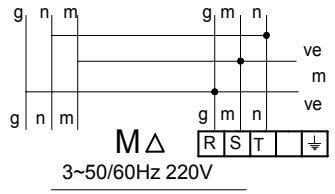


3~50/60Hz 220V

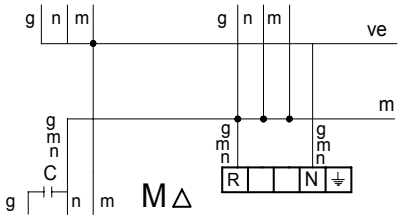


1N~50/60Hz 240V

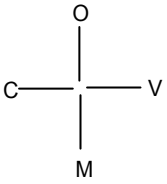


| IG | 1 1a | 2 2a | 3 3a | 4 4a | 5 5a | 6 6a |
|---|---|---|---|---|---|---|
| o | | | | | | |
| VAPOR | X | X | | | X | X |
| MIXTO | X | X | | X | | X |
| CONVECCION | X | X | X | X | | |

av: amarillo-verde,yellow-green,jaune-vert
am: amarillo,yellow,jaune
a: azul,blue,bleu
b: blanco,white,blanc
g: gris,grey,gris
ve: verde,green,vert
na: naranja,orange,orange
r: rojo,red,rouge
m: marron,brown,marron
n: negro,black,noir
rs: rosa,pink,rose
vi: violeta,violet,violette

R-693069

T100: Termostato de 100°C
Rc: Resistencia de calentamiento
IG: Interruptor general
Lz: Luz interior
F: Fusible
CM: Contactor motor
VHM: Electrovalvula humidificador
IP: Interruptor puerta
FM: Térmico motor
TP: Temporizador manual
TSC: Termostato seguridad convección
TV: Termostato vapor
TRF: Transformador

M: Motor
Tc: Termostato convección
CK1, CC1 : Contactor calentamiento
ET: Electroimán de apertura de tiro
C: Condensador
L1: Lámpara marcha
L2: Lámpara calentamiento
L3: Lámpara humidificador
Ta: Timbre avisador
FI: Filtro de interferencias
IH: Pulsador de humidificador
VE: Ventilador cuadro eléctrico
Rp: Relé puerta

| | | | | | |
|---|---|---|---|---|---|
| | | 3~50/60Hz 220V | | | |
| | | 1N~50Hz 240V | | | |
| | ESQUEMA TEORICO ADHESIVO | 3~50/60Hz 380/415V | R-693069 | | |
| Nº | Pieza | Material | Nº Clasificacion | Acabado | |
| Nº | Modificacion | Propuesta de | Fecha | Tolerancias generales | |
| 1 | Introducir Rp | Maillo | 25/2/2002 | <5± 50–100± : 5–25± : >100± 25–50± : ○± | |

| | Firma | Fecha |
|---|---|---|
| Dibujado | Iratxe | 16/11/98 |
| Proyectado | | |
| Comprobado | | |

FAGOR
Fagor Industrial,Koop.Elk, Mugatua

Mecanizado superficial

Escala

HORNO INYECCION HMI-6/11

Plano numero
HC-73226 -1

Sustituye al N°

Sustituido por

Plano hau ez daiteke erabil ez berrizta gure baimenitz gabe

# 3N 60Hz 208/220/240V

# MODEL MFHMI-6/11

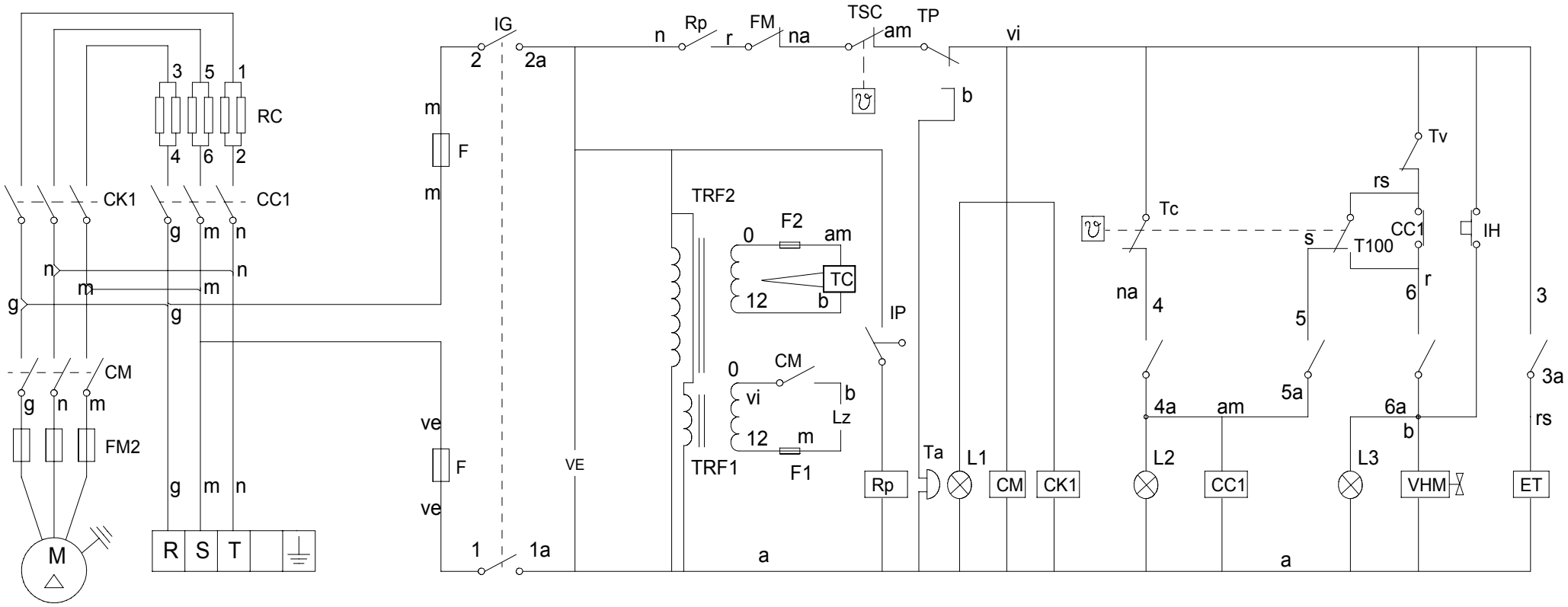


T100: 100 °C Thermostat
Rc= Heating element
IG= General switch
Lz= Indoor light
F= Fuse
CM= Motors relay
VHM= Humidify water solenoid
IP= Door's switch
FM= Motor's thermal protection
TP= Manual timer
TSC= Convection's security thermostat
TV= Steamer's thermostat
TRF2= Transformer (Electronic thermostat)
TRF1= Transformer (Indoor light)

Rp = Door's relay
M = Motor
Tc = Convection thermostat
CC, CC1 = Heating relays
ET = Chimney solenoid
L1 = Pilot lamp (on/off)
L2 = Pilot lamp (Heating)
L3 = Pilot lamp (Water)
Ta = Alarm
IH = Humidity switch
VE = Control panel's fan
F1, F2 = Transformer fuse
FM2 = Motor fuse

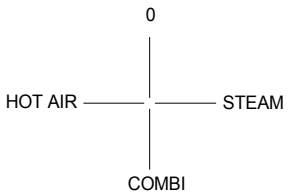


| IG | 1<br>1a | 2<br>2a | 3<br>3a | 4<br>4a | 5<br>5a | 6<br>6a |
|---|---|---|---|---|---|---|
| 0 | | | | | | |
| STEAM | X | X | | | X | X |
| COMBI | X | X | | X | | X |
| HOT AIR | X | X | X | X | | |

am/ve = amarillo/verde-yellow/green-jaune/vert
am = amarillo-yellow-jaune
a = azul-blue-bleu
b = blanco-white-blanc
g = gris-grey -gris
ve = verde-green-vert

na = naranja-orange-orange
r = rojo-red-rouge
m = marron-brown-marron
n = negro-black-noir
rs = rosa-pink-rose
vi = violeta-violet-violette

R-693076

MARKET FORGE INDUSTRIES INC

HC-74736 -1

# 3N 60Hz 208/220/240V

# MODEL HMI-6/11 UL

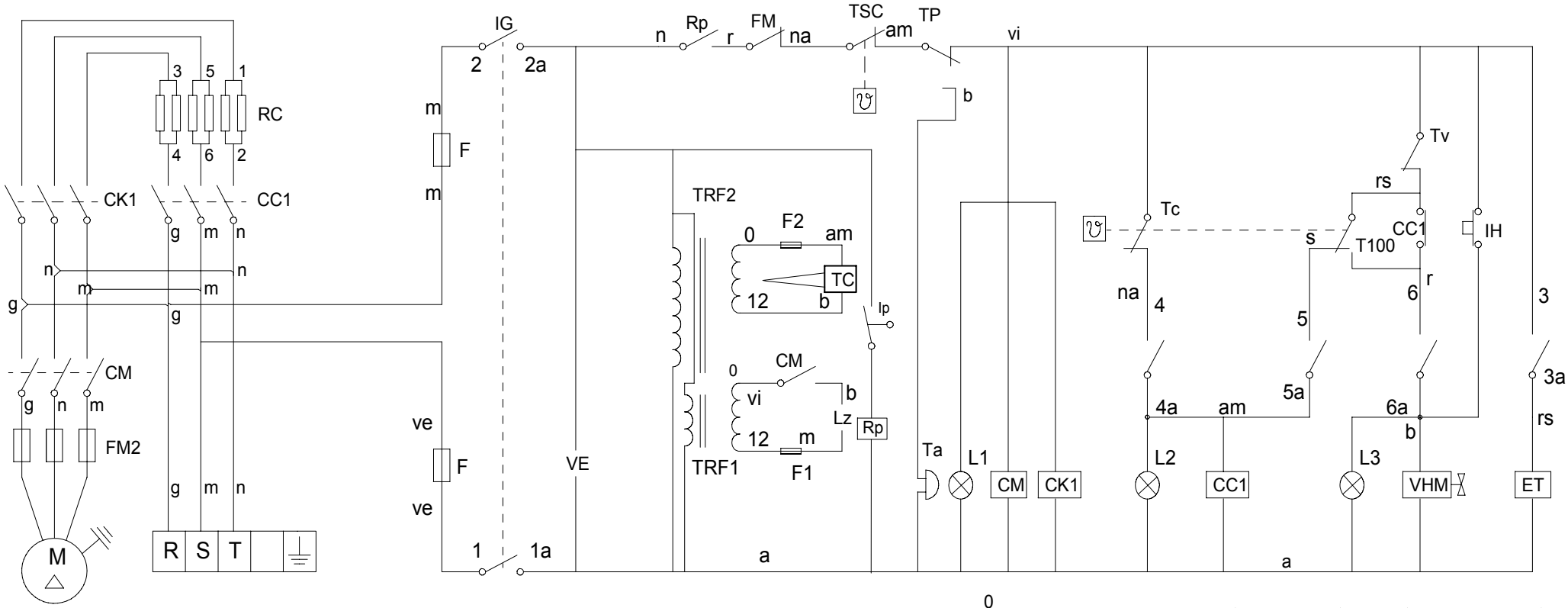


T100: 100 °C Thermostat
Rc= Heating element
IG= General switch
Lz= Indoor light
F= Fuse
CM= Motors relay
VHM= Humidify water solenoid
IP= Door's switch
FM= Motor's thermal protection
TP= Manual timer
TSC= Convection's security thermostat
TV= Steamer's thermostat
TRF2= Transformer (Electronic thermostat)
TRF1= Transformer (Indoor light)

Rp = Door's Relay
M = Motor
Tc = Convection thermostat
CC, CC1 = Heating relays
ET = Chimney solenoid
L1 = Pilot lamp (on/off)
L2 = Pilot lamp (Heating)
L3 = Pilot lamp (Water)
Ta = Alarm
IH = Humidity switch
VE = Control panel's fan
F1, F2 = Transformer fuse
FM2 = Motor fuse

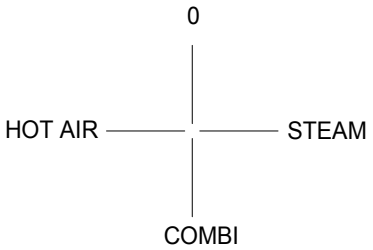


| IG | 1<br>1a | 2<br>2a | 3<br>3a | 4<br>4a | 5<br>5a | 6<br>6a |
|---|---|---|---|---|---|---|
| 0 | | | | | | |
| STEAM | X | X | | | X | X |
| COMBI | X | X | | X | | X |
| HOT AIR | X | X | X | X | | |

am/ve = amarillo/verde-yellow/green-jaune/vert
am = amarillo-yellow-jaune
a = azul-blue-bleu
b = blanco-white-blanc
g = gris-grey -gris
ve = verde-green-vert

na = naranja-orange-orange
r = rojo-red-rouge
m = marron-brown-marron
n = negro-black-noir
rs = rosa-pink-rose
vi = violeta-violet-violette

# MODELO HMI-10/11 HMI-10/21

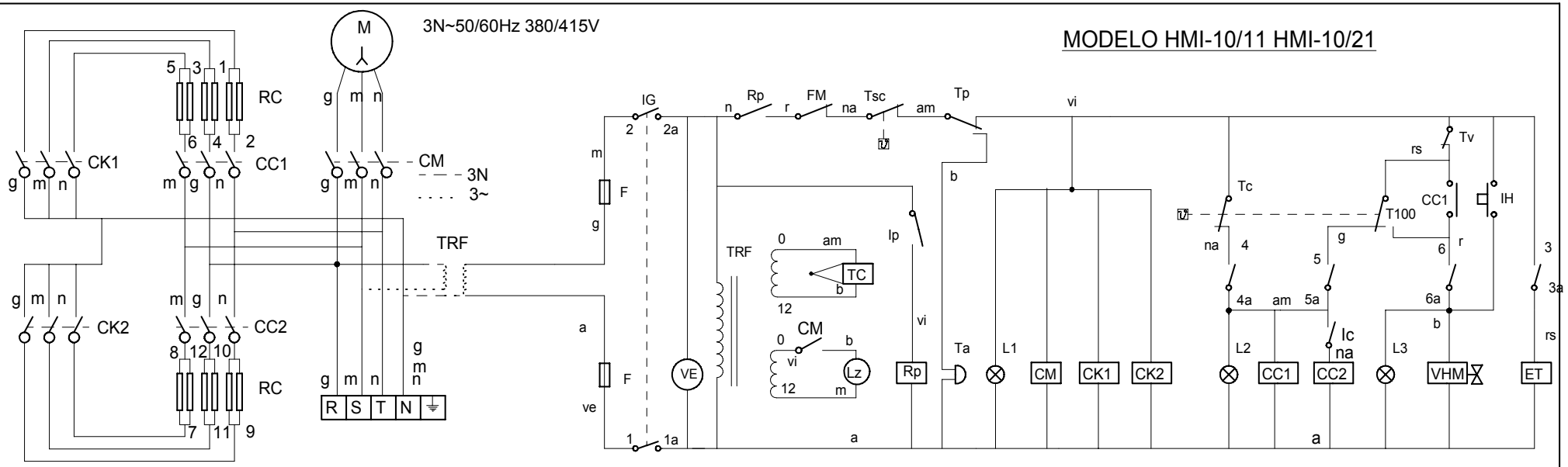


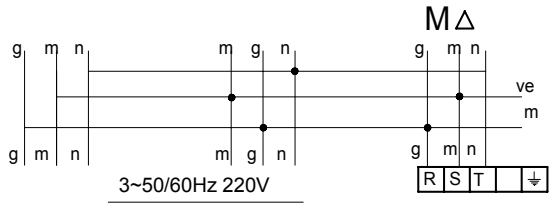


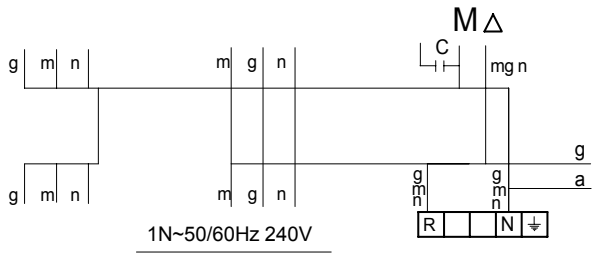


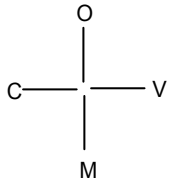


| IG | 1 1a | 2 2a | 3 3a | 4 4a | 5 5a | 6 6a |
|---|---|---|---|---|---|---|
| o | | | | | | |
| VAPOR | X | X | | | X | X |
| MIXTO | X | X | | X | | X |
| CONVECCION | X | X | X | X | | |

T100: Termostato de 100°C
Rc: Resistencia de calentamiento
IG: Interruptor general
Lz: Luz interior
F: Fusible
CM: Contactor motor
VHM: Electrovalvula humidificador
IP: Interruptor puerta
FM: Térmico motor
TP: Temporizador manual
TSC: Termostato seguridad convección
TV: Termostato vapor
TRF: Transformador

M: Motor
Tc: Termostato convección
CK1, CC1 : Contactor calentamiento
ET: Electroimán de apertura de tiro
C: Condensador
L1: Lámpara marcha
L2: Lámpara calentamiento
L3: Lámpara humidificador
Ta: Timbre avisador
FI: Filtro de interferencias
IH: Pulsador de humidificador
VE: Ventilador cuadro eléctrico
Rp: Relé puerta

av: amarillo-verde,yellow-green,jaune-vert
am: amarillo,yellow,jaune
a: azul,blue,bleu
b: blanco,white,blanc
g: gris,grey,gris
ve: verde,green,vert

na: naranja,orange,orange
r: rojo,red,rouge
m: marron,brown,marron
n: negro,black,noir
rs: rosa,pink,rose
vi: violeta,violet,violette

R-703015

| | | | | | |
|---|---|---|---|---|---|
| | | 3~50/60Hz 220V | | | |
| | | 1N~50Hz 240V | | | |
| | | 3~50/60Hz 380/415V | R-703015 | | |
| Nº | Pieza | Material | Nº Clasificacion | Acabado | |
| Nº | Modificacion | Propuesta de | Fecha | Tolerancias generales | |
| 1 | Introducir RP | Maillo | 25/2/2002 | <5± 50–100± : 5–25± : >100± 25–50± : ∝± | |

| | Firma | Fecha |
|---|---|---|
| Dibujado | Iratxe | 13/11/98 |
| Proyectado | | |
| Comprobado | | |

FAGOR

Fagor Industrial,Koop.Elk, Mugatua

Mecanizado superficial

Escala

HORNO INYECCION HMI-10/11 HMI-10/21

Plano numero HC-73227 -1

Sustituye al N°

Sustituido por

Plano hau ez daiteke erabil ez berrizta gure baimenitz gabe

# 3N 60Hz 208/220/240V

# MODEL MFHMI-10/11 MFHMI-10/21

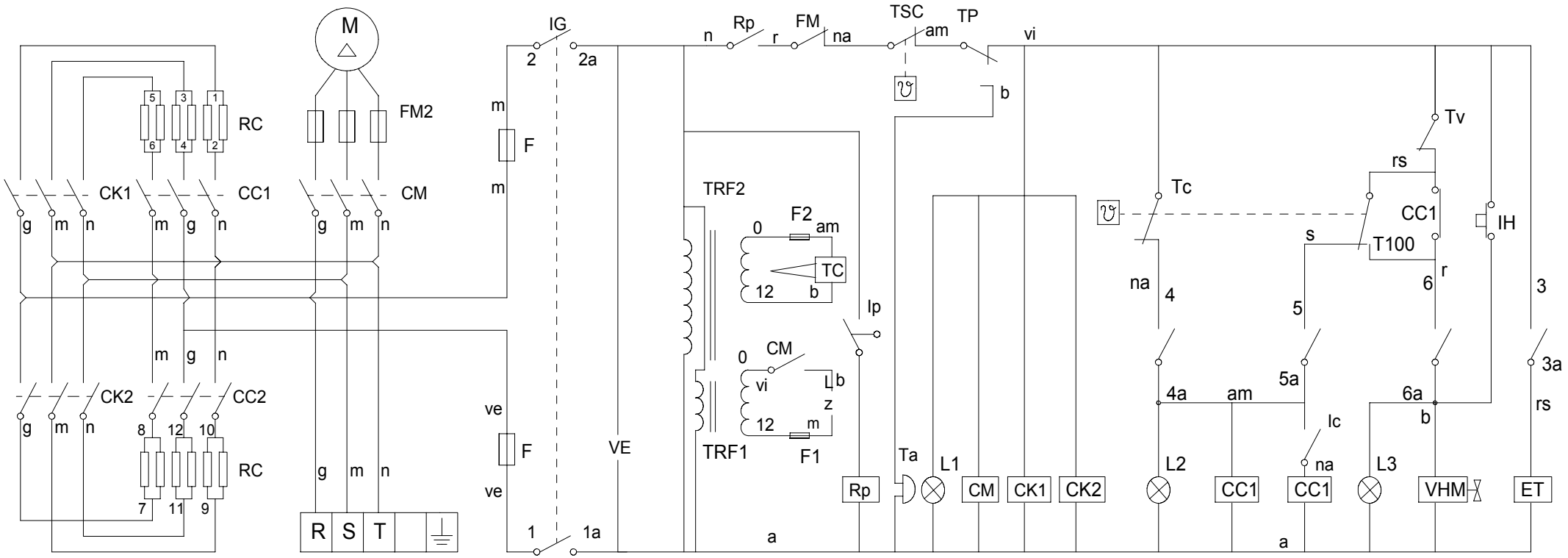


T100= 100 °C Thermostat
Rc= Heating element
IG= General switch
Lz= Indoor light
F= Fuse
CM= Motors relay
VHM= Humidify water solenoid
IP= Door's switch
FM= Motor's thermal protection
TP= Manual timer
TSC= Convection's security thermostat
TV= Steamer's thermostat
TRF2= Transformer (Electronic thermostat)
TRF1= Transformer (Indoor light)
FM2 = Motor fuse

Rp = Door's Relay
M = Motor
Tc = Convection thermostat
CC, CC1, CC2 = Heating relays
ET = Chimney solenoid
L1 = Pilot lamp (on/off)
L2 = Pilot lamp (Heating)
L3 = Pilot lamp (Water)
Ta = Alarm
IH = Humidity switch
IC = Power reduction switch
VE = Control panel's fan
F1, F2 = Transformer fuse

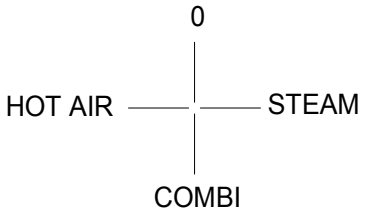


| IG | 1<br>1a | 2<br>2a | 3<br>3a | 4<br>4a | 5<br>5a | 6<br>6a |
|---|---|---|---|---|---|---|
| 0 | | | | | | |
| STEAM | X | X | | | X | X |
| COMBI | X | X | | X | | X |
| HOT AIR | X | X | X | X | | |

am/ve = amarillo/verde-yellow/green-jaune/vert
am = amarillo-yellow-jaune
a = azul-blue-bleu
b = blanco-white-blanc
g = gris-grey -gris
ve = verde-green-vert

na = naranja-orange-orange
r = rojo-red-rouge
m = marron-brown-marron
n = negro-black-noir
rs = rosa-pink-rose
vi = violeta-violet-violette

R-703027

MARKET FORGE INDUSTRIES INC

HC-74737 -1

# 3N 60Hz 208/220/240V

# MODEL HMI-10/11 UL HMI-10/21 UL

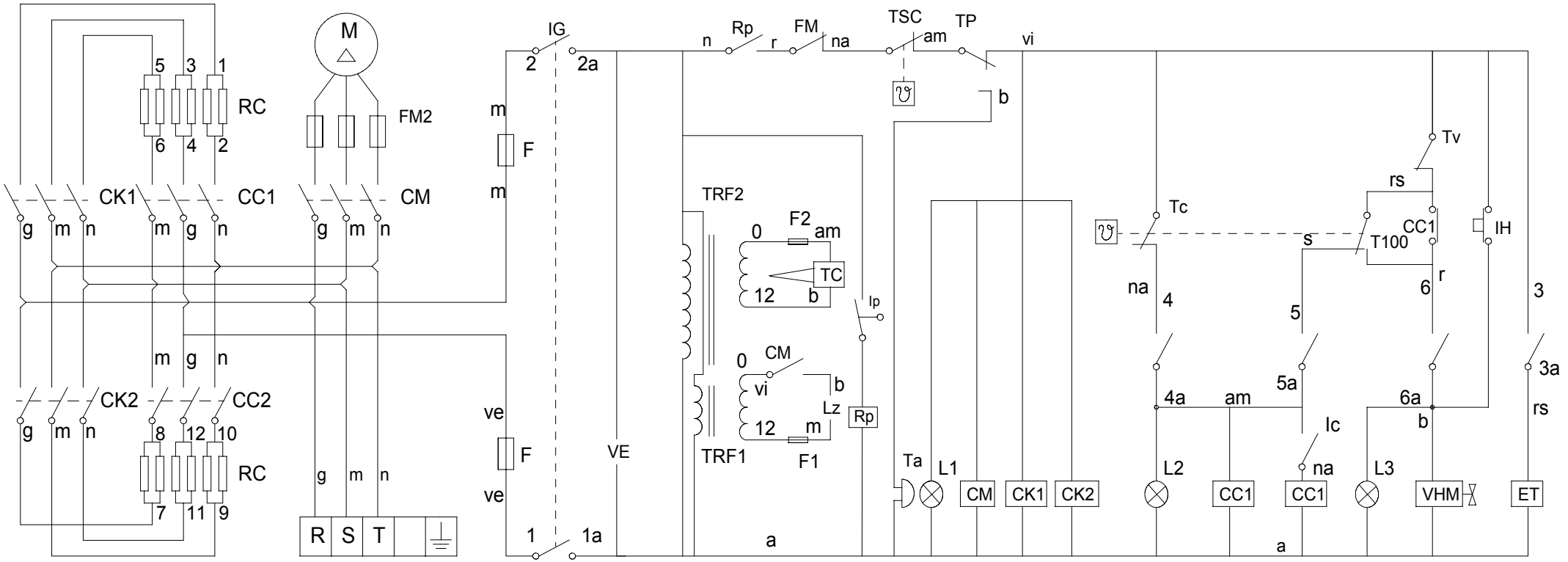


T100= 100 °C Thermostat
Rc= Heating element
IG= General switch
Lz= Indoor light
F= Fuse
CM= Motors relay
VHM= Humidify water solenoid
IP= Door's switch
FM= Motor's thermal protection
TP= Manual timer
TSC= Convection's security thermostat
TV= Steamer's thermostat
TRF2= Transformer (Electronic thermostat)
TRF1= Transformer (Indoor light)

Rp = Door's Realy
FM2 = Motor fuse
M = Motor
Tc = Convection thermostat
CC, CC1, CC2 = Heating relays
ET = Chimney solenoid
L1 = Pilot lamp (on/off)
L2 = Pilot lamp (Heating)
L3 = Pilot lamp (Water)
Ta = Alarm
IH = Humidity switch
IC = Power reduction switch
VE = Control panel's fan
F1, F2 = Transformer fuse

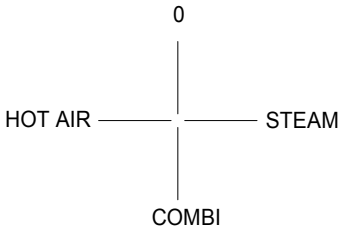


| IG | 1 1a | 2 2a | 3 3a | 4 4a | 5 5a | 6 6a |
|---|---|---|---|---|---|---|
| 0 | | | | | | |
| STEAM | X | X | | | X | X |
| COMBI | X | X | | X | | X |
| HOT AIR | X | X | X | X | | |

am/ve = amarillo/verde-yellow/green-jaune/vert
am = amarillo-yellow-jaune
a = azul-blue-bleu
b = blanco-white-blanc
g = gris-grey -gris
ve = verde-green-vert

na = naranja-orange-orange
r = rojo-red-rouge
m = marron-brown-marron
n = negro-black-noir
rs = rosa-pink-rose
vi = violeta-violet-violette



FAGOR

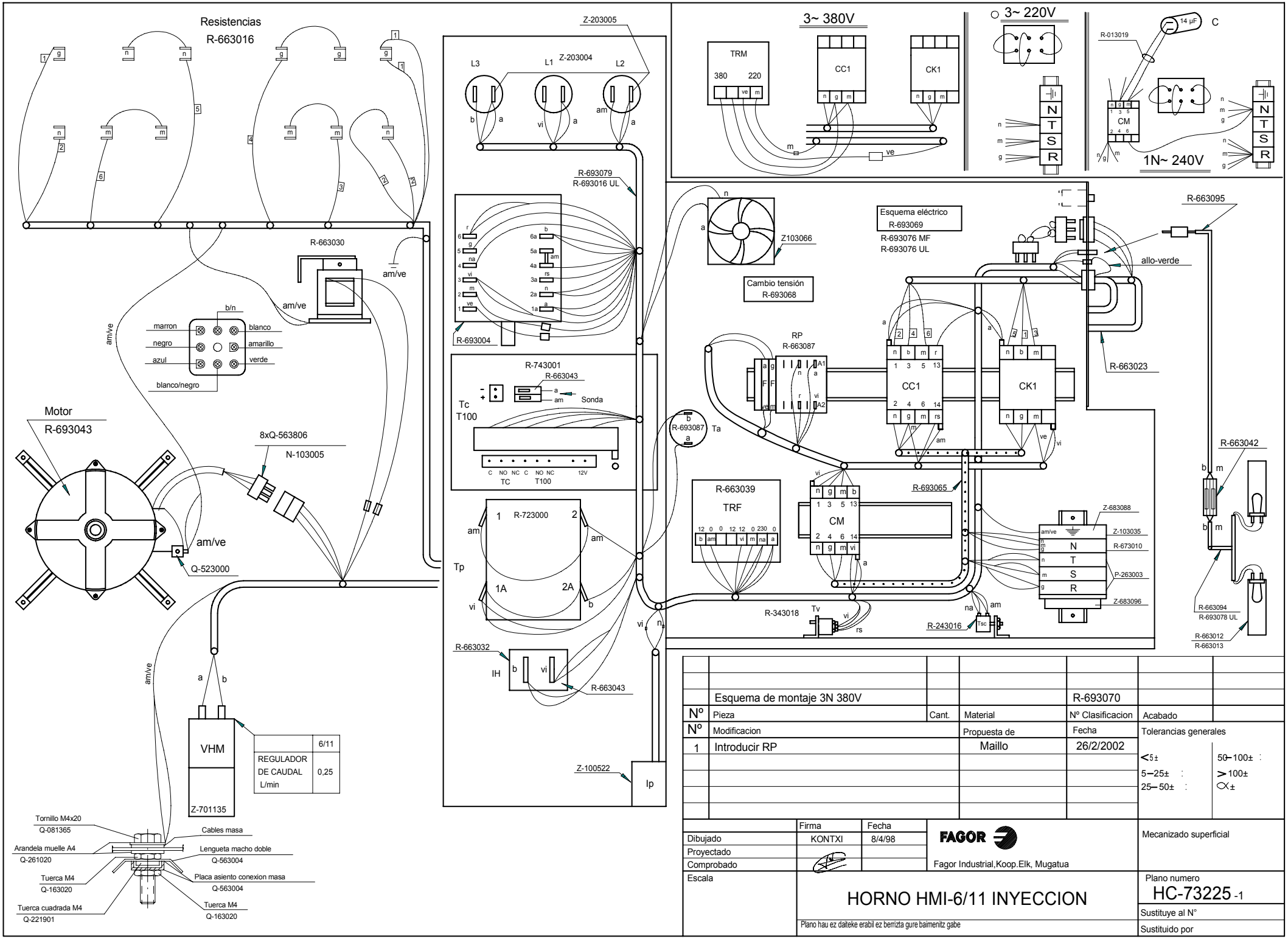


| | | | | | |
|---|---|---|---|---|---|
| | Esquema de montaje 3N 380V | | | R-693070 | |
| Nº | Pieza | Cant. | Material | Nº Clasificacion | Acabado |
| Nº | Modificacion | | Propuesta de | Fecha | Tolerancias generales |
| 1 | Introducir RP | | Maillo | 26/2/2002 | <5± 50–100± : 5–25± : >100± 25–50± : ∝± |

| | Firma | Fecha |
|---|---|---|
| Dibujado | KONTXI | 8/4/98 |
| Proyectado | | |
| Comprobado | | |
| Escala | | |

FAGOR

Fagor Industrial,Koop.Elk, Mugatua

Mecanizado superficial

# HORNO HMI-6/11 INYECCION

Plano hau ez daiteke erabil ez berrizta gure baimenitz gabe

Plano numero HC-73225 -1

Sustituye al N°

Sustituido por

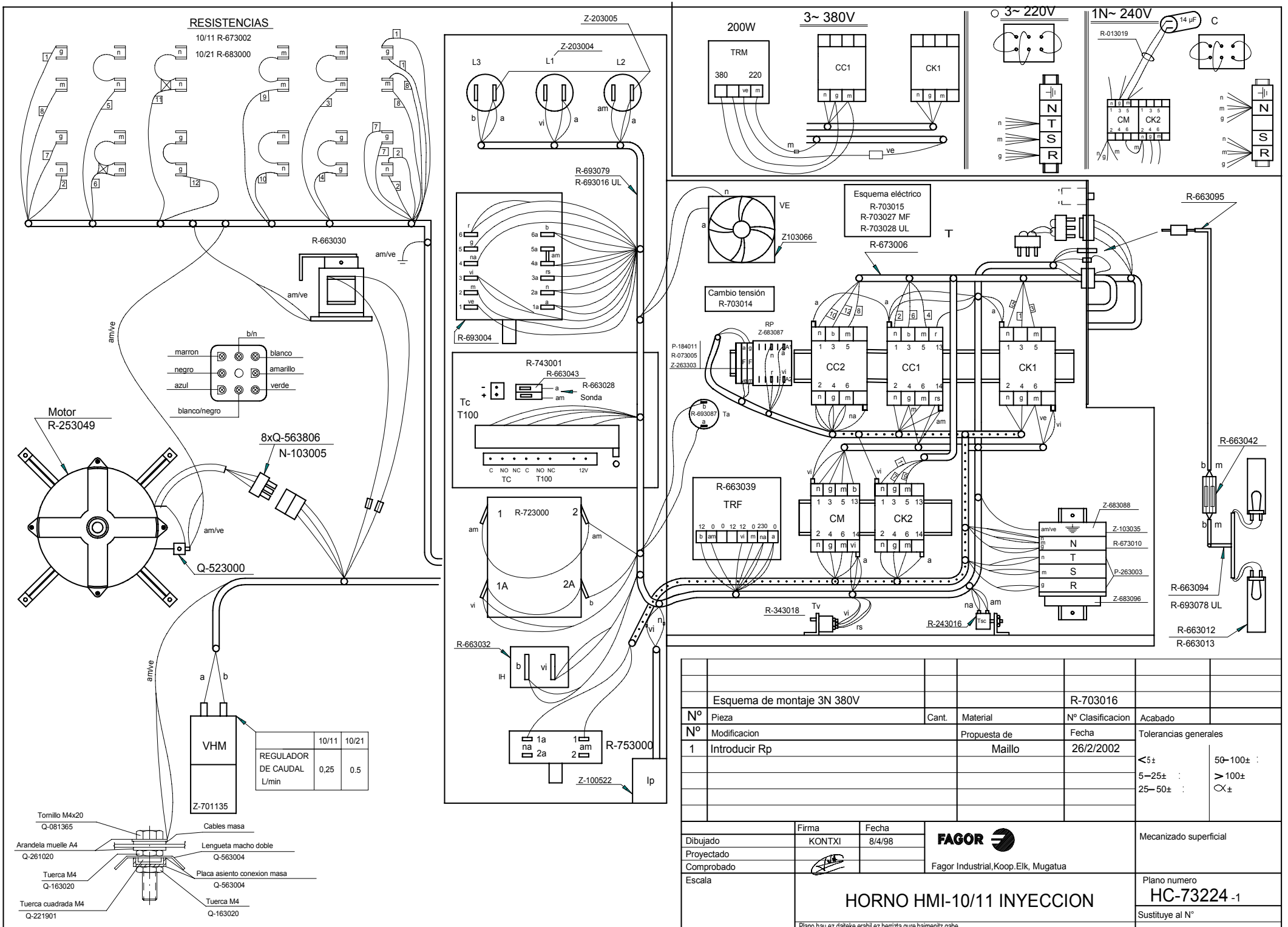


| | | | | | | |
|---|---|---|---|---|---|---|
| | Esquema de montaje 3N 380V | | | R-703016 | | |
| Nº | Pieza | Cant. | Material | Nº Clasificacion | Acabado | |
| Nº | Modificacion | | Propuesta de | Fecha | Tolerancias generales | |
| 1 | Introducir Rp | | Maillo | 26/2/2002 | <5± 50–100± : 5–25± : >100± 25–50± : ∝± | |

| | Firma | Fecha |
|---|---|---|
| Dibujado | KONTXI | 8/4/98 |
| Proyectado | | |
| Comprobado | | |
| Escala | | |

FAGOR

Fagor Industrial,Koop.Elk, Mugatua

Mecanizado superficial

# HORNO HMI-10/11 INYECCION

Plano hau ez daiteke erabil ez berrizta gure baimenitz gabe

Plano numero HC-73224 -1

Sustituye al N°

Sustituido por