DESPIECES DEL SERVICIO TECNICO

# - Baño María Gama 900
# - Bain Marie Série 900
# - Bain Marie 900 Series
# - Bain Maries Serie 900

## Mod.

## BMG9-05 BME9-05
## BMG9-10 BME9-10

**01 - 07 - 2000**

FAGOR

Fagor Industrial, S. Coop.

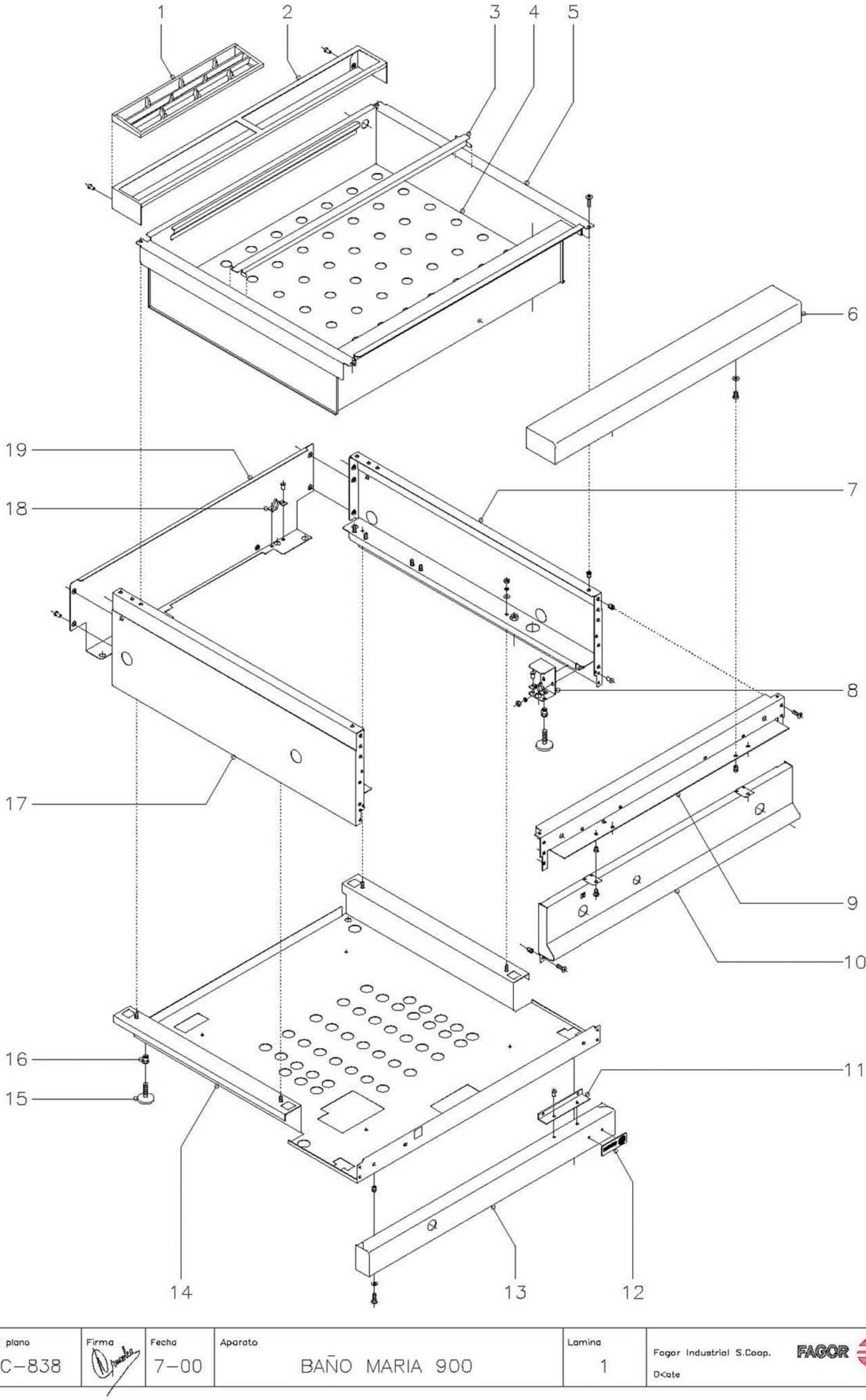


| N plano | Firma | Fecha | Aparato | Lamina | |
|---|---|---|---|---|---|
| C-838 | | 7-00 | BAÑO MARIA 900 | 1 | Fagor Industrial S.Coop.<br>D<ate |

| MOD. | BAÑO MARIA | ZONA | MUEBLE | PLANO | C-838 |
|---|---|---|---|---|---|

| ITEM | CODIGO | DENOMINACION | TEXTO | BMG9-05 | BMG9-10 | BME9-05 | BME9-10 | | | | | | NOTAS |
|---|---|---|---|---|---|---|---|---|---|---|---|---|---|
| 1 | R205425 | Embellecedor chimenea | | 1 | 2 | 1 | 2 | | | | | | |
| 2 | R205429 | Soporte embellecedor 1/2 M. | | 1 | - | 1 | - | | | | | | |
| 2 | R205428 | Soporte embellecedor 1 M. | | - | 1 | - | 1 | | | | | | |
| 3 | R496106 | Separador de cubetas | | 3 | - | 3 | - | | | | | | |
| 3 | R206113 | Separador de cubetas | | - | 3 | - | 3 | | | | | | |
| 4 | R216104 | Panel separador | | 1 | - | 1 | - | | | | | | |
| 4 | R206107 | Panel separador | | - | 1 | - | 1 | | | | | | |
| 5 | R496110 | Cuba | | 1 | - | - | - | | | | | | |
| 5 | R206104 | Cuba | | - | 1 | - | - | | | | | | |
| 5 | R216108 | Cuba | | - | - | 1 | - | | | | | | |
| 5 | R226106 | Cuba | | - | - | - | 1 | | | | | | |
| | Q152004 | Tornillo aplastado M-5x13 | | 4 | 4 | 4 | 4 | | | | | | |
| | Q221342 | Remache exagonal M-5 | | 4 | 4 | 4 | 4 | | | | | | |
| 6 | X165400 | Anterior de mesa | | 1 | - | 1 | - | | | | | | |
| 6 | R165431 | Anterior de mesa | | - | 1 | - | 1 | | | | | | |
| | Q152004 | Tornillo aplastado M-5x13 | | 2 | 2 | 2 | 2 | | | | | | |
| | Q302022 | Arandela plana Ø 16xØ 6x1,2 | | 2 | 2 | 2 | 2 | | | | | | |
| | Q221342 | Remache exagonal M-5 | | 2 | 2 | 2 | 2 | | | | | | |
| 7 | R492807 | Panel lateral derecho | | 1 | 1 | 1 | 1 | | | | | | |
| 8 | H012805 | Escuadra amarre pata | | 2 | 2 | 2 | 2 | | | | | | |
| | Q262030 | Arandela muelle A-5 | | 4 | 4 | 4 | 4 | | | | | | |
| | Q162030 | Tuerca exagonal M-5 | | 4 | 4 | 4 | 4 | | | | | | |
| 9 | X162667 | Escuadra amarre anterior mesa | | 1 | - | 1 | - | | | | | | |
| 9 | R162613 | Escuadra amarre anterior mesa | | - | 1 | - | 1 | | | | | | |
| | Q152004 | Tornillo aplastado M-5x13 | | 6 | 6 | 6 | 6 | | | | | | |
| | Q221342 | Remache exagonal M-5 | | 6 | 6 | 6 | 6 | | | | | | |
| 10 | R492802 | Panel portamandos | | 1 | - | - | - | | | | | | |
| 10 | R202809 | Panel portamandos | | - | 1 | - | - | | | | | | |
| 10 | R212806 | Panel portamandos | | - | - | 1 | - | | | | | | |

| MOD. | BAÑO MARIA | ZONA | MUEBLE | PLANO | C-838 |
|---|---|---|---|---|---|

| ITEM | CODIGO | DENOMINACION | TEXTO | BMG9-05 | BMG9-10 | BME9-05 | BME9-10 | | | | | | NOTAS |
|---|---|---|---|---|---|---|---|---|---|---|---|---|---|
| 10 | R222805 | Panel portamandos | | - | - | - | 1 | | | | | | |
| | Q152004 | Tornillo aplastado M-5x13 | | 4 | 4 | 4 | 4 | | | | | | |
| | Q221342 | Remache exagonal M-5 | | 4 | 4 | 4 | 4 | | | | | | |
| 11 | U325611 | Escuadra guia soporte | | - | 1 | 1 | 2 | | | | | | |
| | Q419005 | Remache tubular Ø 4x8 | | - | 2 | 2 | 4 | | | | | | |
| 12 | U262806 | Escudo FAGOR | | 1 | 1 | 1 | 1 | | | | | | |
| | Q221023 | Clips sujecion escudo | | 2 | 2 | 2 | 2 | | | | | | |
| 13 | R492804 | Zocalo anterior | | 1 | - | - | - | | | | | | |
| 13 | R202811 | Zocalo anterior | | - | 1 | - | - | | | | | | |
| 13 | R372806 | Zocalo anterior | | - | - | 1 | - | | | | | | |
| 13 | R392800 | Zocalo anterior | | - | - | - | 1 | | | | | | |
| | Q012042 | Tornillo exagonal M-6x15 | | 2 | 2 | 2 | 2 | | | | | | |
| | Q302022 | Arandela plana Ø 16xØ 6x1,2 | | 2 | 2 | 2 | 2 | | | | | | |
| | Q221343 | Remache exagonal M-6 | | 2 | 2 | 2 | 2 | | | | | | |
| 14 | R492805 | Base inferior | | 1 | - | - | - | | | | | | |
| 14 | R202807 | Base inferior | | - | 1 | - | - | | | | | | |
| 14 | R212804 | Base inferior | | - | - | 1 | - | | | | | | |
| 14 | R222803 | Base inferior | | - | - | - | 1 | | | | | | |
| | Q302022 | Arandela plana Ø 16xØ 6x1,2 | | 4 | 4 | 4 | 4 | | | | | | |
| | Q242030 | Arandela muelle A-5 | | 4 | 4 | 4 | 4 | | | | | | |
| | Q162030 | Tuerca exagonal M-5 | | 4 | 4 | 4 | 4 | | | | | | |
| 15 | Z200105 | Pata regulable | | 4 | 4 | 4 | 4 | | | | | | |
| 16 | Q221345 | Remache exagonal M-10 | | 4 | 4 | 4 | 4 | | | | | | |
| 17 | R492808 | Panel lateral izquierdo | | 1 | 1 | 1 | 1 | | | | | | |
| 18 | X010503 | Muelle enganche piton | | 4 | 4 | 4 | 4 | | | | | | |
| | Q419007 | Remache tubular Ø 3,2x6 | | 8 | 8 | 8 | 8 | | | | | | |
| 19 | R152811 | Panel posterior | | 1 | - | 1 | - | | | | | | |
| 19 | R162813 | Panel posterior | | - | 1 | - | 1 | | | | | | |
| | Q419005 | Remache tubular Ø 4x8 | | 6 | 6 | 6 | 6 | | | Amarre panel y soporte embellecedor | | | |

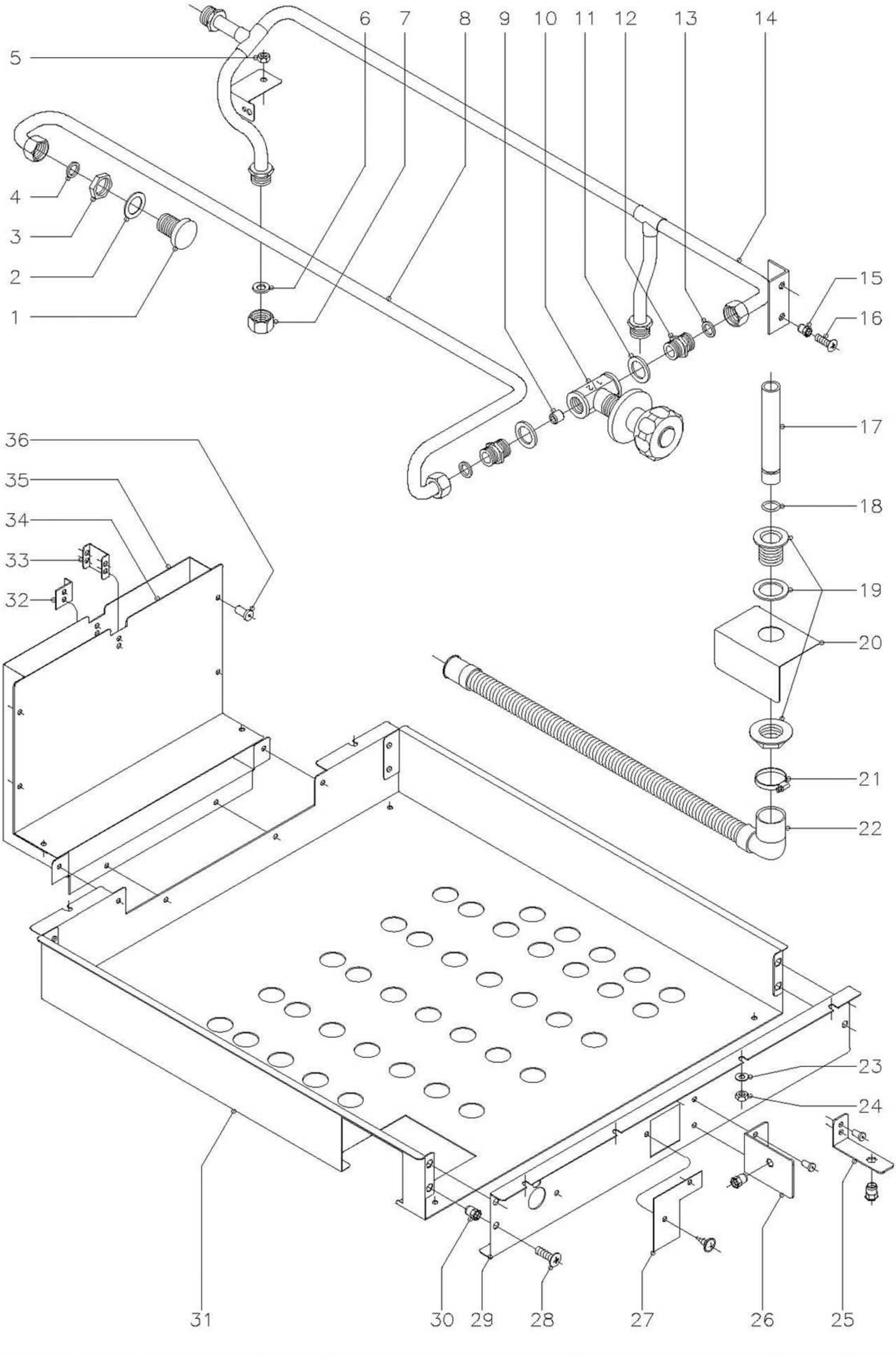


| N plano | Firma | Fecha | Aparato | Lamina | |
|---|---|---|---|---|---|
| C–839 | | 7–00 | BAÑO MARIA 900 | 2 | Fagor Industrial S.Coop.<br>Oate |

| MOD. | BAÑO MARIA | ZONA | CAJA DE COMBUSTION Y CONDUCCIONES DE AGUA | PLANO | C-839 |
|---|---|---|---|---|---|

| ITEM | CODIGO | DENOMINACION | TEXTO | BMG9-05 | BMG9-10 | BME9-05 | BME9-10 | | | | | | NOTAS |
|---|---|---|---|---|---|---|---|---|---|---|---|---|---|
| 1 | R405006 | Caño | | 1 | 1 | 1 | 1 | | | | | | |
| 2 | Q306038 | Arandela junta Ø 31xØ 21x1,5 | | 1 | 1 | 1 | 1 | | | | | | |
| 3 | Q221302 | Tuerca exagonal 1/2" | | 1 | 1 | 1 | 1 | | | | | | |
| 4 | Q306024 | Arandela junta Ø 18xØ 12,5x1,5 | | 1 | 1 | 1 | 1 | | | | | | |
| 5 | Q162030 | Tuerca exagonal M-5 | | 1 | 1 | 1 | 1 | | | | | | |
| 6 | Q300060 | Arandela junta Ø 18xØ 10x2 | | 2 | 2 | 2 | 2 | | | | | | |
| 7 | R205062 | Tuerca ciega 1/2" | | 2 | 2 | 2 | 2 | | | | | | |
| 8 | R495016 | Conduccion a caño | | 1 | 1 | 1 | 1 | | | | | | |
| 9 | S225012 | Regulador de caudal | | 1 | 1 | 1 | 1 | | | | | | |
| 10 | S112151 | Llave de paso 1/2" con mando | | 1 | 1 | 1 | 1 | | | | | | |
| 11 | Q306038 | Arandela junta Ø 31xØ 21x1,5 | | 2 | 2 | 2 | 2 | | | | | | |
| 12 | S205023 | Manguito doble 1/2" | | 2 | 2 | 2 | 2 | | | | | | |
| 13 | Q306024 | Arandela junta Ø 18xØ 12,5x1,5 | | 2 | 2 | 2 | 2 | | | | | | |
| 14 | R205054 | Conduccion entrada de agua | | 1 | 1 | 1 | 1 | | | | | | |
| 15 | Q221342 | Remache exagonal M-5 | | 2 | 2 | 2 | 2 | | | | | | |
| 16 | Q152004 | Tornillo aplastado M-5x13 | | 2 | 2 | 2 | 2 | | | | | | |
| 17 | R205018 | Rebosadero con junta torica | | 1 | 1 | 1 | 1 | | | | | | |
| 18 | Q307050 | Junta torica | | 1 | 1 | 1 | 1 | | | | | | |
| 19 | R205019 | Guia rebosadero (Desagüe) | | 1 | 1 | 1 | 1 | | | | | | |
| 20 | R202617 | Chapa proteccion | | 1 | 1 | - | - | | | | | | |
| 21 | Q881305 | Abrazadera 25-40 | | 1 | 1 | 1 | 1 | | | | | | |
| 22 | R206110 | Manguera desagüe | | 1 | 1 | 1 | 1 | | | | | | |
| 23 | Q232030 | Arandela plana A-5 | | 8 | 8 | - | - | | | | | | |
| 24 | Q162030 | Tuerca exagonal M-5 | | 8 | 8 | - | - | | | | | | |
| 25 | R492602 | Soporte quemador | | 1 | - | - | - | | | | | | |
| | Q419005 | Remache tubular Ø 4x8 | | 2 | - | - | - | | | | | | |
| | Q221343 | Remache exagonal M-6 | | 1 | - | - | - | | | | | | |
| 26 | R202609 | Soporte quemador | | - | 1 | - | - | | | | | | |
| | | | | | | | | | | | | | |

| MOD. | BAÑO MARIA | ZONA | CAJA DE COMBUSTION Y CONDUCCIONES DE AGUA | PLANO | C-839 |
|---|---|---|---|---|---|

| ITEM | CODIGO | DENOMINACION | TEXTO | BMG9-05 | BMG9-10 | BME9-05 | BME9-10 | | | | | | NOTAS |
|---|---|---|---|---|---|---|---|---|---|---|---|---|---|
| | Q419005 | Remache tubular Ø 4x8 | | - | 2 | - | - | | | | | | |
| | Q221343 | Remache exagonal M-6 | | - | 1 | - | - | | | | | | |
| 27 | R422605 | Tapa de caja quemador | | - | 1 | - | - | | | | | | |
| | Q151401 | Tornillo alomado | | - | 2 | - | - | | | | | | |
| 28 | Q152004 | Tornillo aplastado M-5x13 | | 4 | 4 | - | - | | | | | | |
| 29 | R492611 | Frontal caja de combustion | | 1 | - | - | - | | | | | | |
| 29 | R202612 | Frontal caja de combustion | | - | 1 | - | - | | | | | | |
| 30 | Q221342 | Remache exagonal M-5 | | 4 | 4 | - | - | | | | | | |
| 31 | R492610 | Caja de combustion | | 1 | - | - | - | | | | | | |
| 31 | R202610 | Caja de combustion | | - | 1 | - | - | | | | | | |
| 32 | R202607 | Escuadra distanciadora panel | | 1 | 1 | - | - | | | | | | |
| 33 | R202604 | Escuadra distanciadora chimenea | | 1 | 1 | - | - | | | | | | |
| 34 | R492608 | Semichimenea anterior | | 1 | - | - | - | | | | | | |
| 34 | R202619 | Semichimenea anterior | | - | 1 | - | - | | | | | | |
| 35 | R492607 | Semichimenea posterior | | 1 | - | - | - | | | | | | |
| 35 | R202618 | Semichimenea posterior | | - | 1 | - | - | | | | | | |
| 36 | Q419005 | Remache tubular Ø 4x8 | | 16 | 16 | - | - | | | | | | |
| | | | | | | | | | | | | | |
| | | | | | | | | | | | | | |
| | | | | | | | | | | | | | |
| | | | | | | | | | | | | | |
| | | | | | | | | | | | | | |
| | | | | | | | | | | | | | |
| | | | | | | | | | | | | | |
| | | | | | | | | | | | | | |
| | | | | | | | | | | | | | |
| | | | | | | | | | | | | | |
| | | | | | | | | | | | | | |

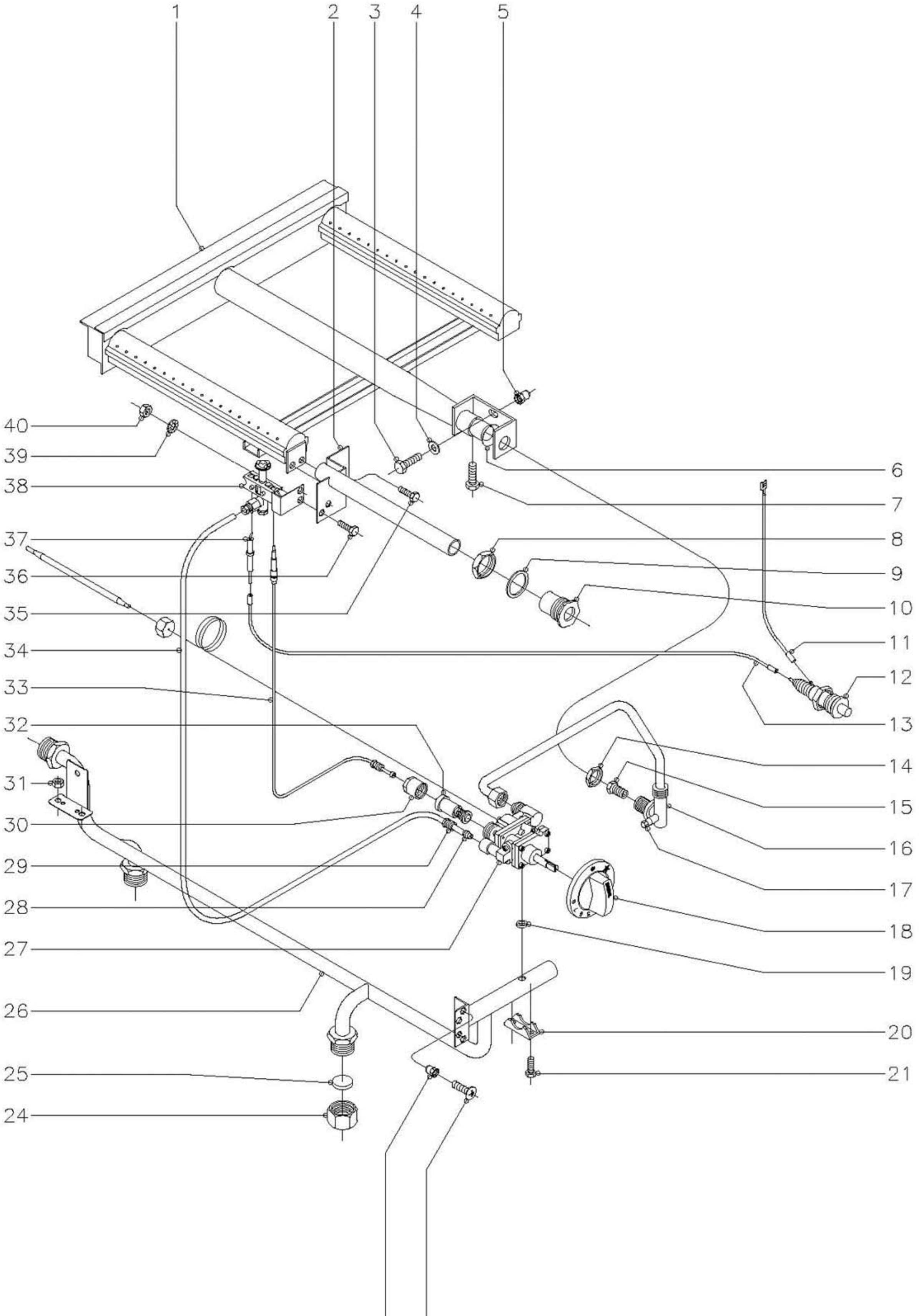


| N plano | Firma | Fecha | Aparato | Lamina | |
|---|---|---|---|---|---|
| C-840 | | 7-00 | BAÑO MARIA 900 | 3 | Fagor Industrial S.Coop. FAGOR<br>Oate |

| MOD. | BAÑO MARIA | ZONA | PARTE FUNCIONAL GAS | PLANO | C-840 |
|---|---|---|---|---|---|

| ITEM | CODIGO | DENOMINACION | TEXTO | BMG9-05 | BMG9-10 | BME9-05 | BME9-10 | | | | | | NOTAS |
|---|---|---|---|---|---|---|---|---|---|---|---|---|---|
| 1 | R495700 | Quemador | | 1 | - | - | - | | | | | | |
| 1 | R405700 | Quemador | | - | 1 | - | - | | | | | | |
| 2 | R495007 | Tubo de encendido | | 1 | - | - | - | | | | | | |
| 2 | R205020 | Tubo de encendido | | - | 1 | - | - | | | | | | |
| 3 | Q012042 | Tornillo exagonal M-6x15 | | 1 | 1 | - | - | | | | | | |
| 4 | Q302022 | Arandela plana Ø 16xØ 6x1,2 | | 1 | 1 | - | - | | | | | | |
| 5 | Q221343 | Remache exagonal M-6 | | 1 | 1 | - | - | | | | | | |
| 6 | U325707 | Regulador de aire | | 1 | 1 | - | - | | | | | | |
| 7 | Q012031 | Tornillo exagonal M-5x10 | | 1 | 1 | - | - | | | | | | |
| 8 | Q221324 | Tuerca exagonal 3/4" | | 1 | 1 | - | - | | | | | | |
| 9 | Q306027 | Arandela junta Ø 33,8xØ 27x1,5 | | 1 | 1 | - | - | | | | | | |
| 10 | R982606 | Embellecedor tubo encendido | | 1 | 1 | - | - | | | | | | |
| 11 | U333003 | Cable masa a piezoelectrico | | 1 | 1 | - | - | | | | | | |
| 12 | S113034 | Piezoelectrico | | 1 | 1 | - | - | | | | | | |
| 13 | R613030 | Cable bujia a piezoelectrico | | 1 | 1 | - | - | | | | | | |
| 14 | Q223019 | Tuerca exagonal 3/8" | | 1 | 1 | - | - | | | | | | |
| 15 | U322401 | Tobera Ø 0,80 ( B. P. ) | | 1 | - | - | - | | | | | | |
| 15 | R422400 | Tobera Ø 1,25 ( B. P. ) | | - | 1 | - | - | | | | | | |
| 15 | 9271300 | Tobera Ø 1,20 ( G. N. ) | | 1 | - | - | - | | | | | | |
| 15 | 9429500 | Tobera Ø 1,90 ( G. N. ) | | - | 1 | - | - | | | | | | |
| 15 | U054400 | Tobera Ø 2,50 ( G. V. ) | | 1 | - | - | - | | | | | | |
| 15 | U192402 | Tobera Ø 4,90 ( G. V. ) | | - | 1 | - | - | | | | | | |
| 16 | R495012 | Conduccion a quemador | | 1 | - | - | - | | | | | | |
| 16 | R205021 | Conduccion a quemador | | - | 1 | - | - | | | | | | |
| 17 | Q153002 | Tornillo toma presion | | 1 | 1 | - | - | | | | | | |
| 18 | R202103 | Boton de mando Ø 8 | | 1 | 1 | - | - | | | | | | |
| 19 | Q307034 | Junta de estanqueidad | | 1 | 1 | - | - | | | | | | |
| 20 | Z982018 | Brida amarre termostato 1/2" | | 1 | 1 | - | - | | | | | | |
| 21 | Q151317 | Tornillo exagonal M-5x0,8x22 | | 2 | 2 | - | - | | | | | | |

| MOD. | BAÑO MARIA | ZONA | PARTE FUNCIONAL GAS | PLANO | C-840 |
|---|---|---|---|---|---|

| ITEM | CODIGO | DENOMINACION | TEXTO | BMG9-05 | BMG9-10 | BME9-05 | BME9-10 | | | | | | NOTAS |
|---|---|---|---|---|---|---|---|---|---|---|---|---|---|
| 22 | Q152004 | Tornillo aplastado M-5x13 | | 2 | 2 | - | - | | | | | | |
| 23 | Q221342 | Remache exagonal M-5 | | 2 | 2 | - | - | | | | | | |
| 24 | U635008 | Tuerca ciega 3/4" | | 2 | 2 | - | - | | | | | | |
| 25 | Q306051 | Arandela tapon Ø 23,5x4 | | 2 | 2 | - | - | | | | | | |
| 26 | R205050 | Conduccion general gas | | 1 | 1 | - | - | | | | | | |
| 27 | R202104 | Termostato MTZ-7200 ( 30-90 ) | | 1 | 1 | - | - | | | | | | |
| 28 | X205028 | Bicono Ø 6 | | 1 | 1 | - | - | | | | | | |
| 29 | U195009 | Manguito empalme | | 1 | 1 | - | - | | | | | | |
| 30 | - | Tapon grupo electromagnetico | | 1 | 1 | - | - | | | | | | |
| 31 | Q162030 | Tuerca exagonal M-5 | | 2 | 2 | - | - | | | | | | |
| 32 | 6082150 | Grupo electromagnetico | | 1 | 1 | - | - | | | | | | |
| 33 | U222130 | Termopar L=600 | | 1 | 1 | - | - | | | | | | |
| 34 | R495014 | Conduccion a piloto | | 1 | - | - | - | | | | | | |
| 34 | R205023 | Conduccion a piloto | | - | 1 | - | - | | | | | | |
| 35 | Q012031 | Tornillo exagonal M-5x10 | | 2 | 2 | - | - | | | | | | |
| 36 | Q012031 | Tornillo exagonal M-5x10 | | 2 | 2 | - | - | | | | | | |
| 37 | X012101 | Bujia de encendido | | 1 | 1 | - | - | | | | | | |
| 38 | R202100 | Conjunto soporte piloto | | 1 | 1 | - | - | | | | | | |
| | U442138 | Inyector piloto Ø 0,25 (B.P.y G.V.) | | 1 | 1 | - | - | | | | | | |
| | U442137 | Inyector piloto Ø 0,40 (Gas Natural) | | 1 | 1 | - | - | | | | | | |
| 39 | Q242030 | Arandela abanico A-5 | | 2 | 2 | - | - | | | | | | |
| 40 | Q162030 | Tuerca exagonal M-5 | | 2 | 2 | - | - | | | | | | |
| | | | | | | | | | | | | | |
| | | | | | | | | | | | | | |
| | | | | | | | | | | | | | |
| | | | | | | | | | | | | | |
| | | | | | | | | | | | | | |
| | | | | | | | | | | | | | |
| | | | | | | | | | | | | | |

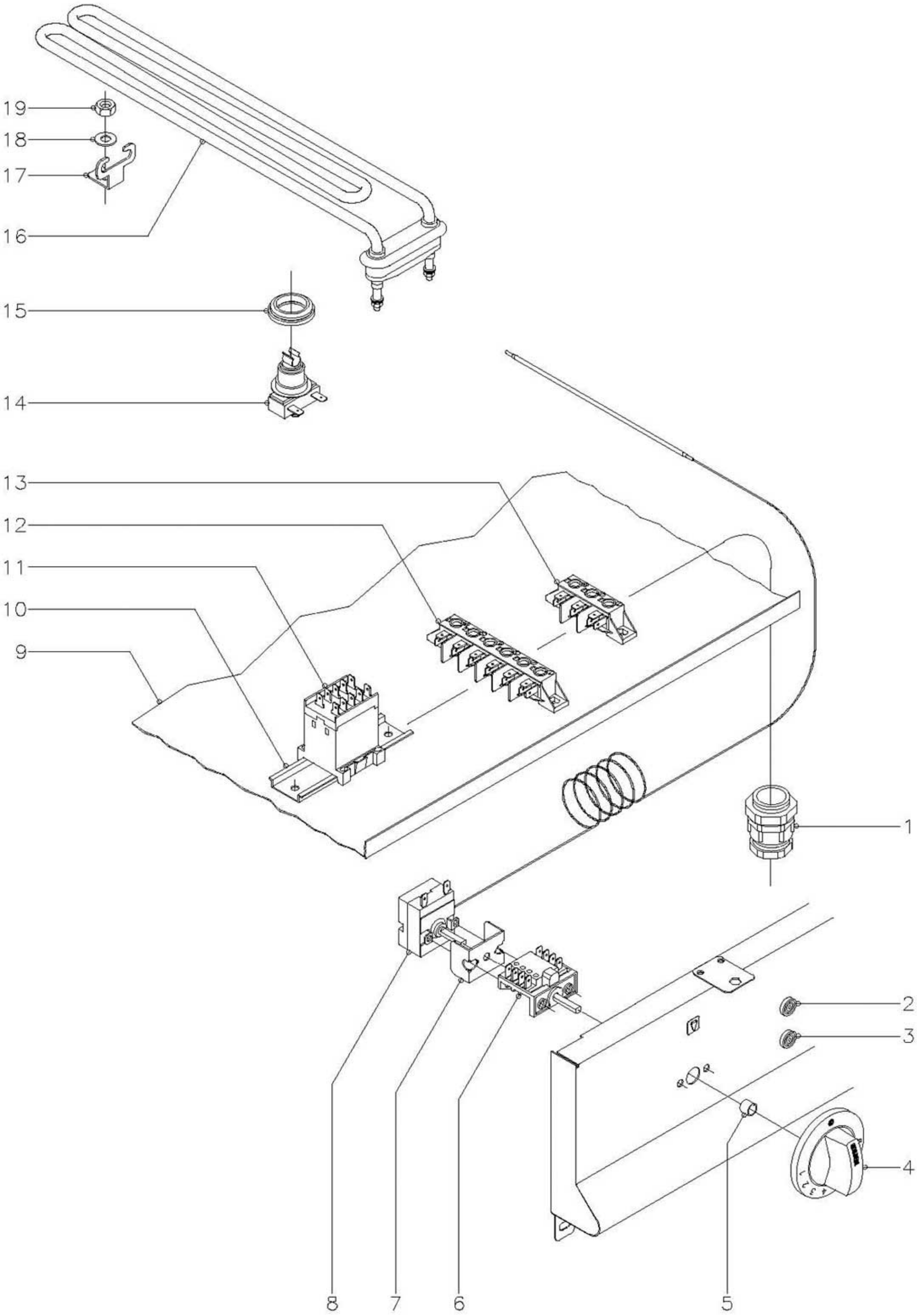


| N plano | Firma | Fecha | Aparato | Lamina | |
|---|---|---|---|---|---|
| C–841 | | 7–00 | BAÑO MARIA 900 | 4 | Fagor Industrial S.Coop.<br>D<ate |

| MOD. | BAÑO MARIA | ZONA | PARTE FUNCIONAL ELECTRICA | PLANO | C-841 |
|---|---|---|---|---|---|

| ITEM | CODIGO | DENOMINACION | TEXTO | BMG9-05 | BMG9-10 | BME9-05 | BME9-10 | | | | | | NOTAS |
|---|---|---|---|---|---|---|---|---|---|---|---|---|---|
| 1 | R013022 | Prensaestopas | | - | - | 1 | 1 | | | | | | |
| 2 | Z203004 | Piloto verde | | - | - | 1 | 1 | | | | | | |
| 3 | Z203005 | Piloto ambar | | - | - | 1 | 1 | | | | | | |
| 4 | R212100 | Boton de mando Ø 6 | | - | - | 1 | 1 | | | | | | |
| 5 | Q281000 | Anillo de compresion mando | | - | - | 1 | 1 | | | | | | |
| 6 | X163007 | Conmutador acople termostato | | - | - | 1 | 1 | | | | | | |
| 7 | X313001 | 'U'' Soporte termostato | | - | - | 1 | 1 | | | | | | |
| 8 | Z203014 | Termostato 30-90ºC. | | - | - | 1 | 1 | | | | | | |
| 9 | R212804 | Base inferior 1/2M. | | - | - | 1 | - | | | | | | |
| 9 | R222803 | Base inferior 1M. | | - | - | - | 1 | | | | | | |
| 10 | R663055 | Guia contactor L=120 | | - | - | - | 1 | | | | | | |
| 11 | Z213007 | Contactor 230V. 50-60Hz. | | - | - | - | 1 | | | | | | |
| 12 | R253044 | Regleta auxiliar | | - | - | - | 1 | | | | | | |
| 13 | U183046 | Regleta auxiliar | | - | - | 1 | - | | | | | | |
| 14 | R213004 | Termostato rearme manual NC-115 | | - | - | 1 | 1 | | | | | | |
| 15 | N503017 | Soporte termostato | | - | - | 1 | 1 | | | | | | |
| 16 | Z203601 | Resistencia ( 2800 W., 230V.) | | - | - | 1 | - | | | | | | |
| 16 | R223005 | Resistencia ( 2000 W., 230V.) | | - | - | - | 3 | | | | | | |
| 17 | Z603602 | Soporte resistencia | | - | - | - | 2 | | | | | | |
| 18 | Q232030 | Arandela plana A-5 | | - | - | - | 2 | | | | | | |
| 19 | Q162030 | Tuerca exagonal M-5 | | - | - | - | 2 | | | | | | |
| | | | | | | | | | | | | | |
| | | | | | | | | | | | | | |
| | | | | | | | | | | | | | |
| | | | | | | | | | | | | | |
| | | | | | | | | | | | | | |
| | | | | | | | | | | | | | |
| | | | | | | | | | | | | | |
| | | | | | | | | | | | | | |

| MOD. | BAÑO MARIA | ZONA | VARIOS | PLANO | |
|---|---|---|---|---|---|

| ITEM | CODIGO | DENOMINACION | TEXTO | BMG9-05 | BMG9-10 | BME9-05 | BME9-10 | | | | | | NOTAS |
|---|---|---|---|---|---|---|---|---|---|---|---|---|---|
| | S326530 | Placa matricula | | 1 | 1 | - | - | | | | | | |
| | Z206121 | Placa matricula | | - | - | 1 | 1 | | | | | | |
| | R206501 | Folleto de instrucciones | | 1 | 1 | - | - | | | | | | |
| | R496502 | Folleto de instrucciones | | - | - | 1 | 1 | | | | | | |
| | R213001 | Esquema electrico adhesivo | | - | - | 1 | - | | | | | | (Plano HB-14461) |
| | R223007 | Esquema electrico adhesivo | | - | - | - | 1 | | | | | | (Plano HB-71386) |
| | R213002 | Esquema electrico de montaje | | - | - | 1 | 1 | | | | | | (Plano HC-70370) |
| | R213003 | Cableado portamandos | | - | - | 1 | - | | | | | | |
| | R223006 | Cableado portamandos | | - | - | - | 1 | | | | | | |
| | R223002 | Cableado regleta | | - | - | - | 1 | | | | | | |
| | R223003 | Cableado contactor | | - | - | - | 1 | | | | | | |
| | | | | | | | | | | | | | |
| | | | | | | | | | | | | | |
| | | | | | | |

| MOD. | BAÑO MARIA | ZONA | PIEZAS ESPECIFICAS PARA LOS DISTINTOS GASES | PLANO | C-840 |
|---|---|---|---|---|---|

| ITEM | CODIGO | DENOMINACION | TEXTO | BMG9-05 | BMG9-10 | BME9-05 | BME9-10 | | | | | | NOTAS |
|---|---|---|---|---|---|---|---|---|---|---|---|---|---|
| | | **BUTANO - PROPANO** | | | | | | | | | | | |
| 15 | U322401 | Tobera Ø 0,80 | | 1 | - | - | - | | | | | | |
| 15 | R422400 | Tobera Ø 1,25 | | - | 1 | - | - | | | | | | |
| s/n | U136510 | Indicador ( B.P.) | | 1 | 1 | - | - | | | | | | |
| | | | | | | | | | | | | | |
| | | | | | | | | | | | | | |
| | | | | | | | | | | | | | |
| | | | | | | | | | | | | | |
| | | | | | | | | | | | | | |
| | | **GAS NATURAL** | | | | | | | | | | | |
| 15 | 9271300 | Tobera Ø 1,20 | | 1 | - | - | - | | | | | | |
| 15 | 9429500 | Tobera Ø 1,90 | | - | 1 | - | - | | | | | | |
| s/n | U134402 | Indicador ( G.N.) | | 1 | 1 | - | - | | | | | | |
| | | | | | | | | | | | | | |
| | | | | | | | | | | | | | |
| | | | | | | | | | | | | | |
| | | | | | | | | | | | | | |
| | | | | | | | | | | | | | |
| | | **GAS VILLA** | | | | | | | | | | | |
| 15 | U054400 | Tobera Ø 2,50 | | 1 | - | - | - | | | | | | |
| 15 | U192402 | Tobera Ø 4,90 | | - | 1 | - | - | | | | | | |
| s/n | U134310 | Indicador ( G.V.) | | 1 | 1 | - | - | | | | | | |
| | | | | | | | | | | | | | |
| | | | | | | | | | | | | | |
| | | | | | | | | | | | | | |
| | | | | | | | | | | | | | |
| | | | | | | | | | | | | | |
| | | | | | | | | | | | | | |
| | | | | | | | | | | | | | |

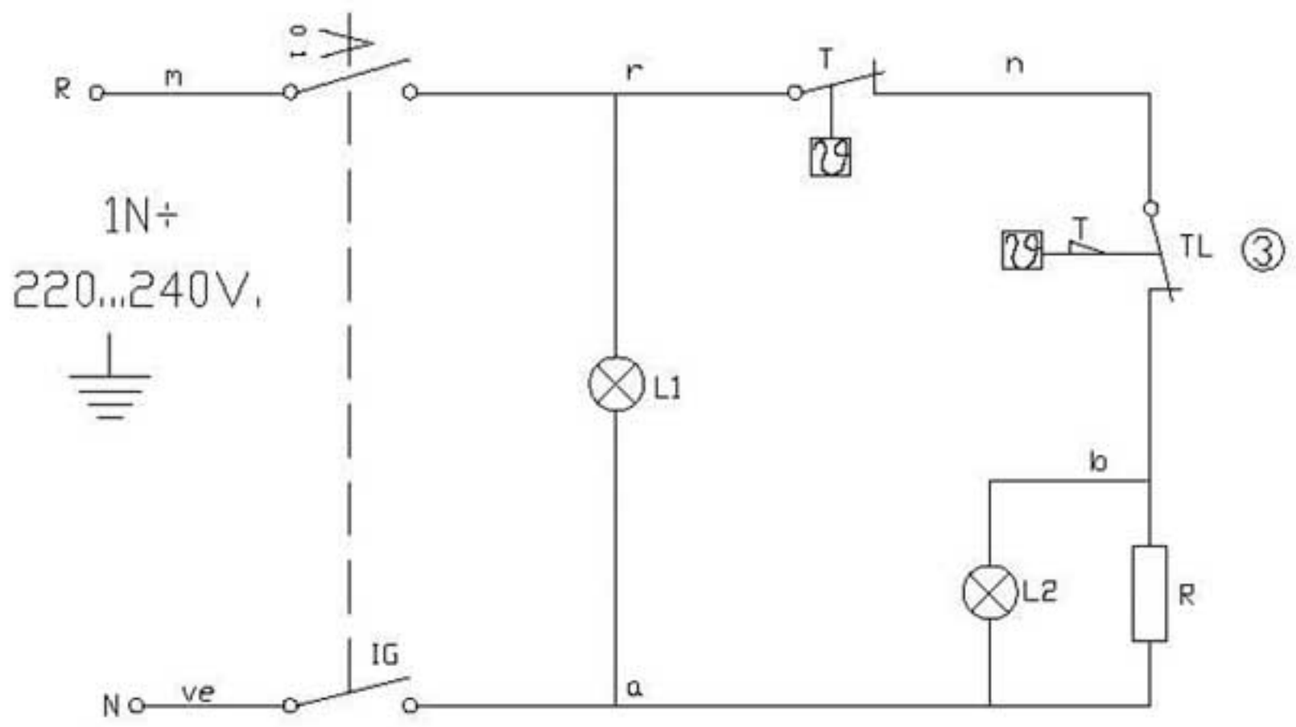


m=marron-brown-marron
n=negro-black-noir
r=rojo-red-rouge
b=blanco-white-blanc
ve=verde-green-vert
g=gris-grey-gris
a=azul-blue-bleu

IG = Interruptor general
L1 = Lampara funcionamiento
T = Termostato regulable (30-90°C)
L2 = Lampara calentamiento
R = Resistencia
TL= Termostato limitado③

R-213001

NOTA: - LAS INSCRIPCIONES RESISTIRAN SIN MODIFICACION APRECIABLE, EL FROTAMIENTO DURANTE 15 SEG. DE UN ALGODON EMPAPADO EN GASOLINA.

Plastico blanco alto brillo

| | | | | | |
|---|---|---|---|---|---|
| | BME-705 | | | | |
| | Esquema teorico adhesivo BME 905 | | R213001 | | |
| N~ | Pieza | Material | N~ Clasificacion | Acabado | |
| N~ | Modificacion | Propuesta de | Fecha | Tolerancias generales | |
| ① | Cambiar indicacion de tension | oregi | 21-5-96 | | |
| 2 | Modific.general(pasar a fabri.interior) | Plazaola | 22-4-97 | < 5 ± / 50÷1001 | |
| 3 | Introducir limitador | IÐN | 99-7-12 | 5 ÷ 251 / > 1001 | |
| | | | | 25 ÷ 501 / ∝ 1 | |
| | | | | | |

| | Firma | Fecha | | |
|---|---|---|---|---|
| Dibujado | JÐN | 93-9-10 | FAGOR | Mecanizado superficial |
| Proyectado | | | | |
| Comprobado | Letona | | Fagor Industrial,Koop.Elk, Mugatua | |
| Escala | BA?Ð-MARIA | | | Plano numero HB-14461-3 |
| | Plano hau ez daiteke erabil ez berrizta gure baimenitz gabe | | | Sustituye al N° |
| | | | | Sustituido por |

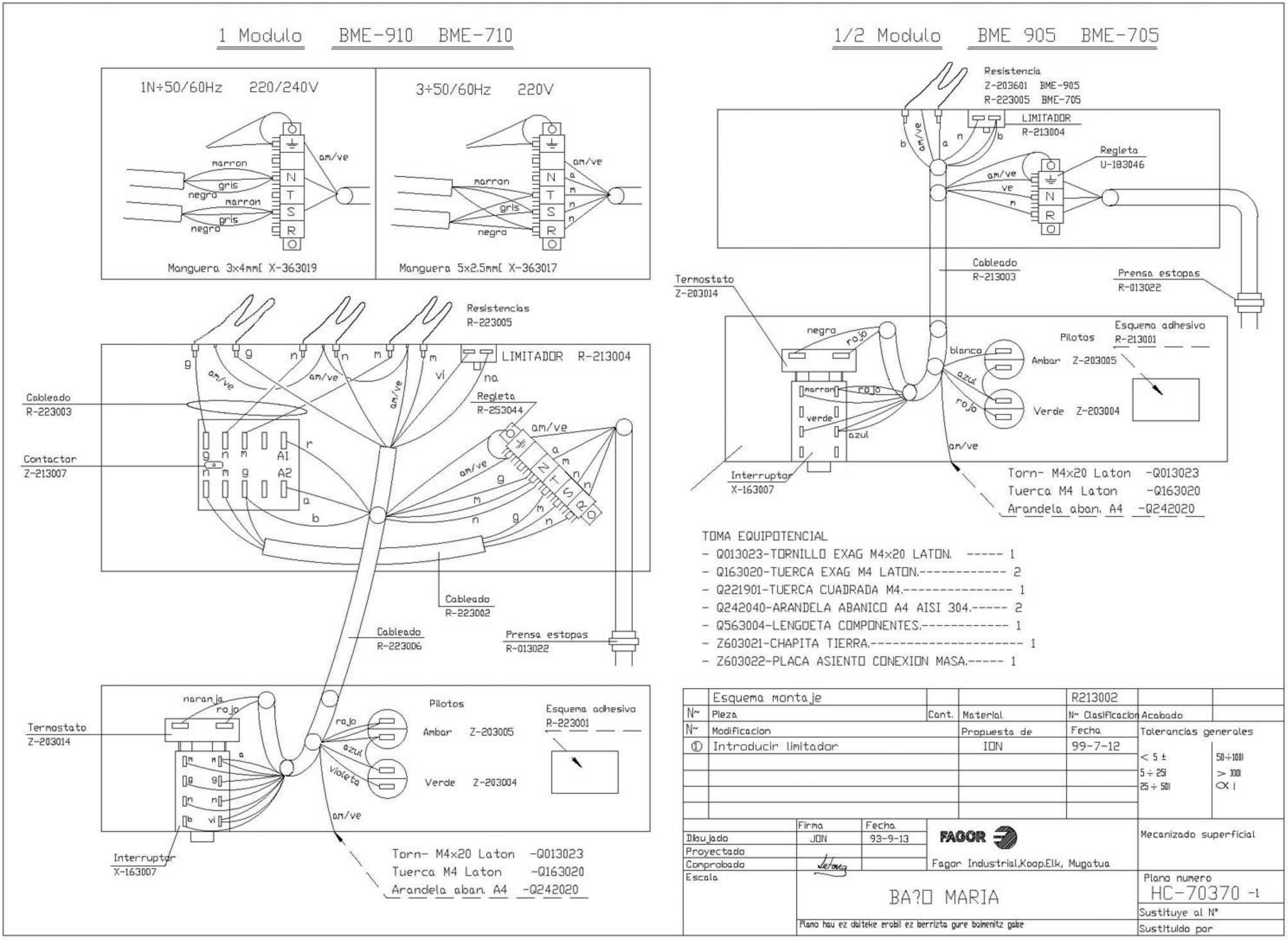
1 Modulo BME-910 BME-710
1N÷50/60Hz 220/240V
3÷50/60Hz 220V
Manguera 3x4mm[ X-363019
Manguera 5x2.5mm[ X-363017
Resistencias
R-223005
LIMITADOR R-213004
Cableado
R-223003
Regleta
R-253044
Contactor
Z-213007
Cableado
R-223002
Cableado
R-223006
Prensa estopas
R-013022
Termostato
Z-203014
Pilotos
Ambar Z-203005
Verde Z-203004
Esquema adhesivo
R-223001
Interruptor
X-163007
Torn- M4x20 Laton -Q013023
Tuerca M4 Laton -Q163020
Arandela aban. A4 -Q242020
1/2 Modulo BME 905 BME-705
Resistencia
Z-203601 BME-905
R-223005 BME-705
LIMITADOR
R-213004
Regleta
U-183046
Cableado
R-213003
Prensa estopas
R-013022
Termostato
Z-203014
Pilotos
Esquema adhesivo
R-213001
Ambar Z-203005
Verde Z-203004
Interruptor
X-163007
Torn- M4x20 Laton -Q013023
Tuerca M4 Laton -Q163020
Arandela aban. A4 -Q242020
TOMA EQUIPOTENCIAL
- Q013023-TORNILLO EXAG M4x20 LATON. ----- 1
- Q163020-TUERCA EXAG M4 LATON.---------- 2
- Q221901-TUERCA CUADRADA M4.---------- 1
- Q242040-ARANDELA ABANICO A4 AISI 304.----- 2
- Q563004-LENGÜETA COMPONENTES.---------- 1
- Z603021-CHAPITA TIERRA.---------- 1
- Z603022-PLACA ASIENTO CONEXION MASA.----- 1
Esquema montaje
R213002
N~ Pieza
Cant.
Material
N~ Clasificacion
Acabado
N~ Modificacion
Propuesta de
Fecha
① Introducir limitador
ION
99-7-12
Tolerancias generales
< 5 ±
5 ÷ 25
25 ÷ 50
50÷100
> 100
Dibujado
Firma
JON
Fecha
93-9-13
Proyectado
Comprobado
Escala
FAGOR
Fagor Industrial,Koop.Elk, Mugatua
Mecanizado superficial
BA?O MARIA
Plano numero
HC-70370 -1
Sustituye al N°
Sustituido por
Plano hau ez daiteke erabil ez berrizta gure baimenitz gabe

BME9-10 BME-710

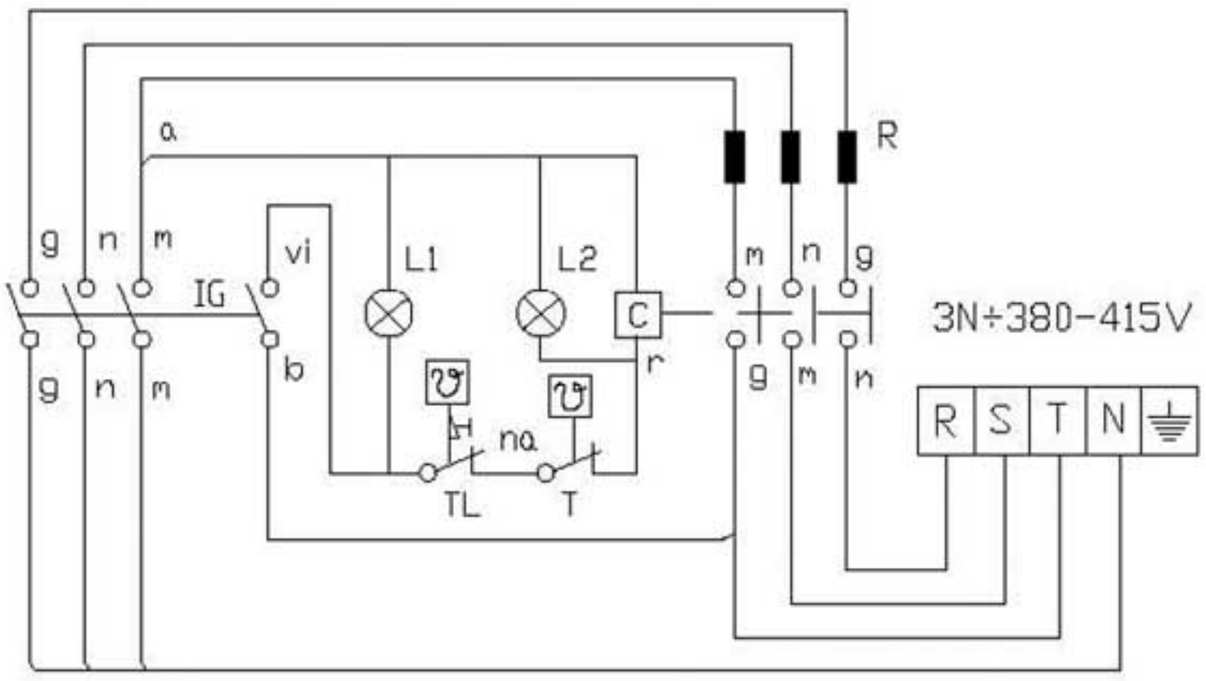








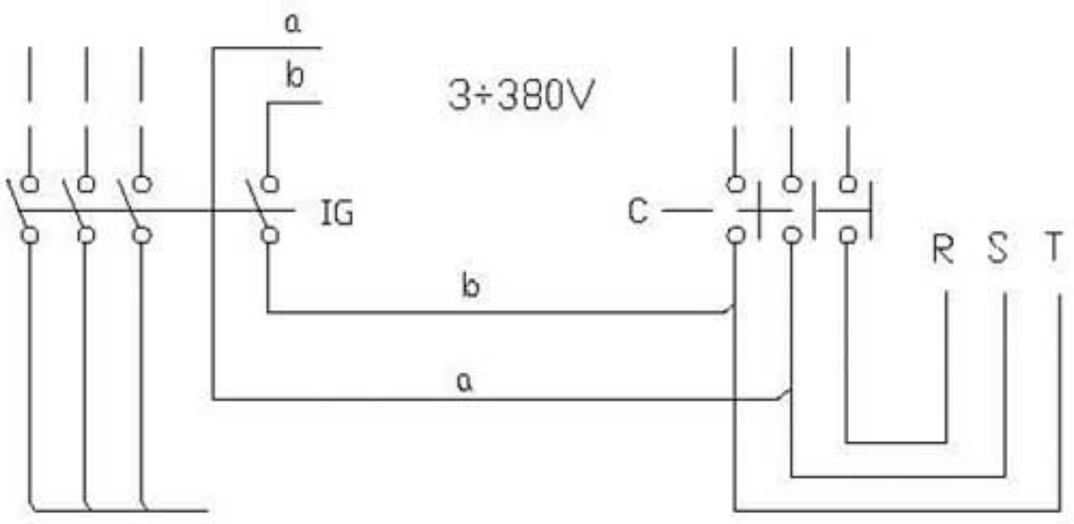


r = rojo-red-rouge
m = marron-brown-marron
g = gris-grey-gris
n = negro-black-noir
a = azul-blue-bleu
b = blanco-white-blanc
am/ve = amarillo/verde
yellow/green
jaune/vert

IG: Interruptor general
L1: LÄmpara funcionamiento
T: Termostato regulable (50-90°C)
L2: LÄmpara calentamiento
C: Contactor de calentamiento
R: Resistencias
TL: Termostato limitador

| | | | | | | |
|---|---|---|---|---|---|---|
| | Esquema teorico adhesivo | | | R-223007 | | |
| N~ | Pieza | Cant. | Material | N~ Clasificacion | Acabado | |
| N~ | Modificacion | | Propuesta de | Fecha | Tolerancias generales | |
| | | | | | < 5 ± | 50÷1001 |
| | | | | | 5 ÷ 251 | > 1001 |
| | | | | | 25 ÷ 501 | ∝ 1 |
| | | | | | | |
| | | | | | | |

| | Firma | Fecha |
|---|---|---|
| Dibujado | IDN | 99-7-12 |
| Proyectado | | |
| Comprobado | | |

FAGOR

Fagor Industrial,Koop.Elk, Mugatua

Mecanizado superficial

Escala

# BAÑO-MARIA

Plano numero
HB-71386

Sustituye al N°

Plano hau ez daiteke erabil ez berrizta gure bainenitz gabe

Sustituido por

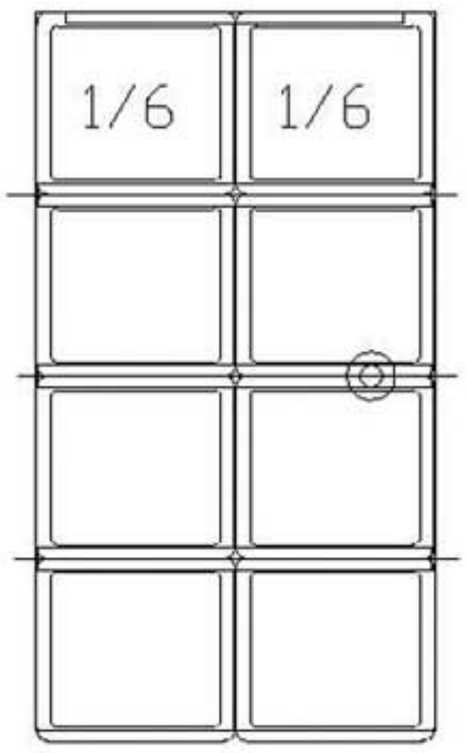


Distribuciên A

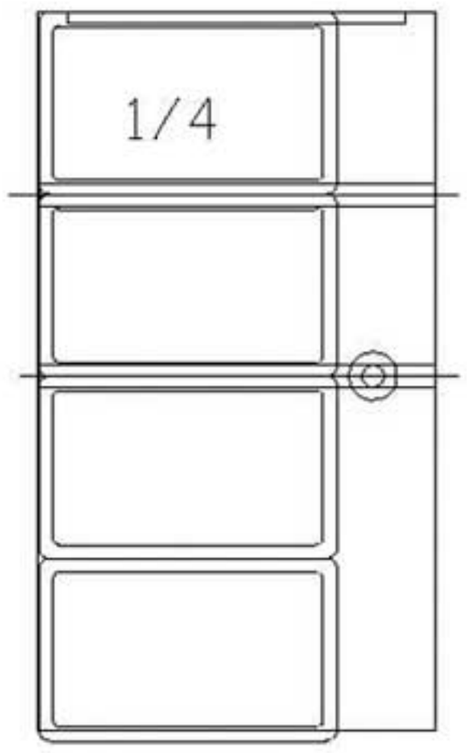


Distribuciên B

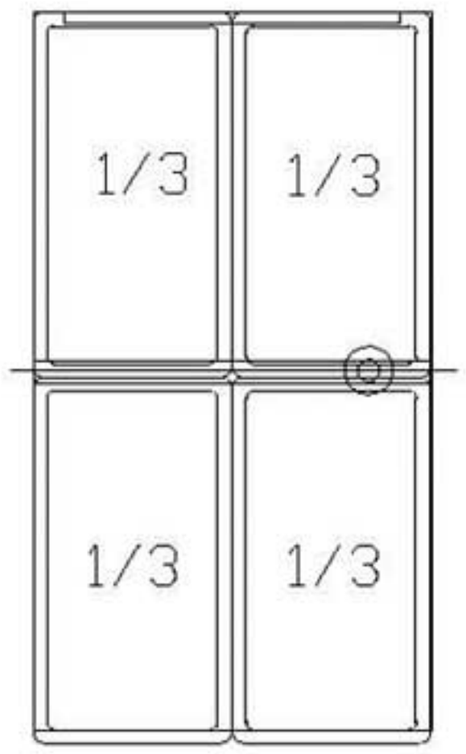


Distribuciên C

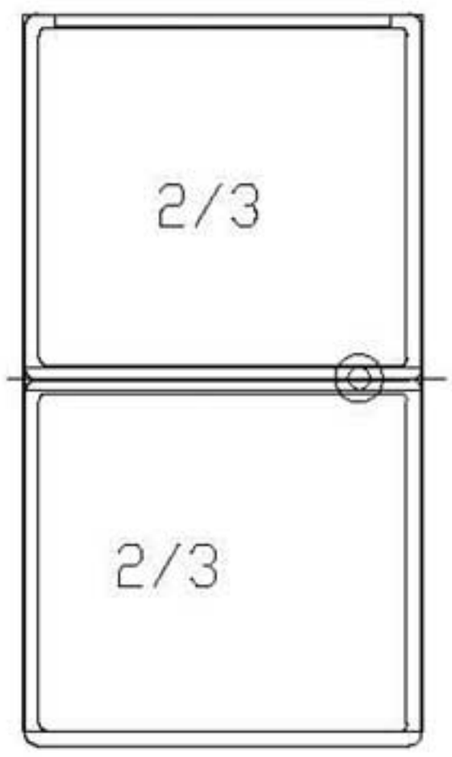


Distribuciên D

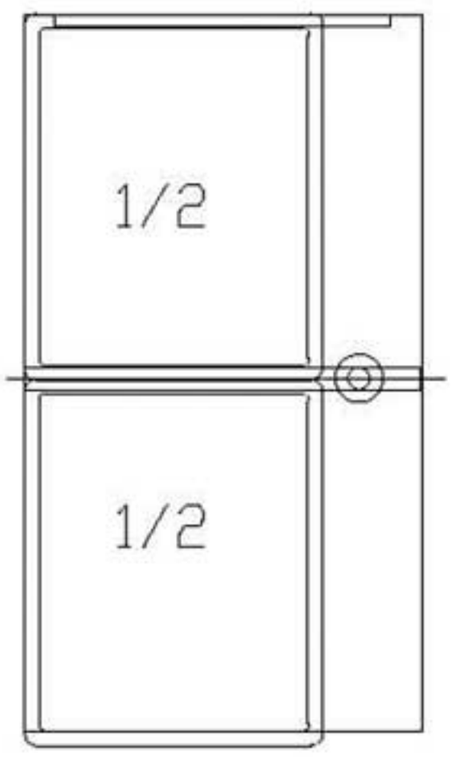


Distribuciên E

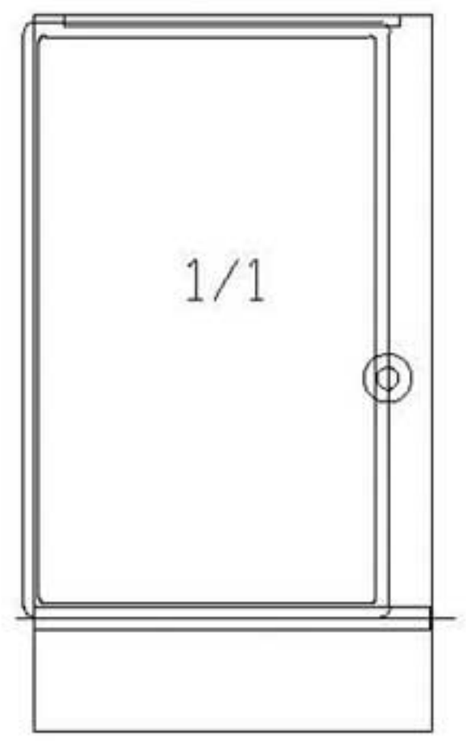


Distribuciên F

# Distribucion generalizada de las cubetas Gastro-norm

| | | | | | | |
|---|---|---|---|---|---|---|
| | Distribucion cubetas Gastro-norm | | | | | |
| N~ | Pieza | Cant. | Material | N~ Clasificacion | Acabado | |
| N~ | Modificacion | | Propuesta de | Fecha | Tolerancias generales | |
| | | | | | < 5 ± | 50÷100l |
| | | | | | 5 ÷ 25l | > 100l |
| | | | | | 25 ÷ 50l | ∝ l |
| | | | | | | |
| | | | | | | |

| | Firma | Fecha |
|---|---|---|
| Dibujado | JON | 98-11-24 |
| Proyectado | | |
| Comprobado | | |

FAGOR

Fagor Industrial,Koop.Elk, Mugatua

Mecanizado superficial

Escala 1/10

BMG9-05

Plano numero HB-71209

Sustituye al N°

Plano hau ez daiteke erabil ez berrizta gure baimenitz gabe

Sustituido por

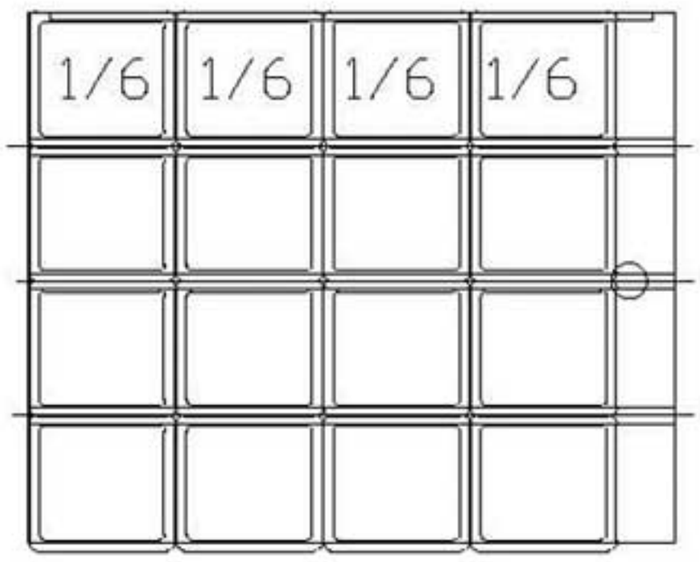


Distribuciên A

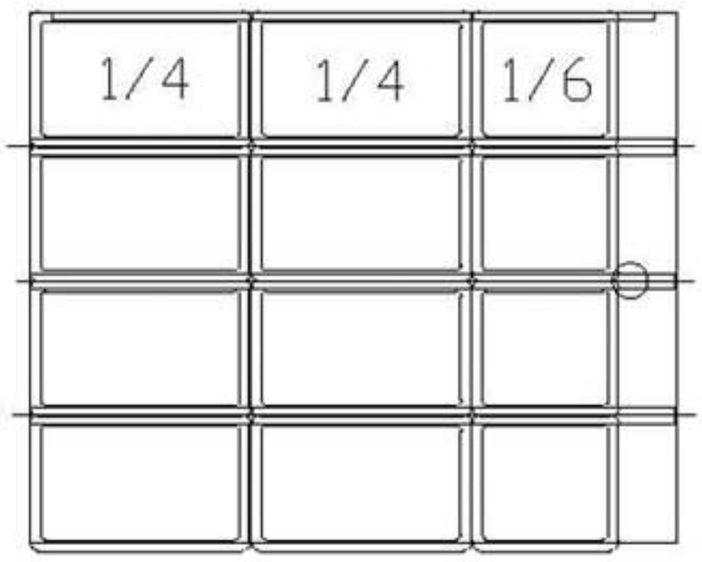


Distribuciên B

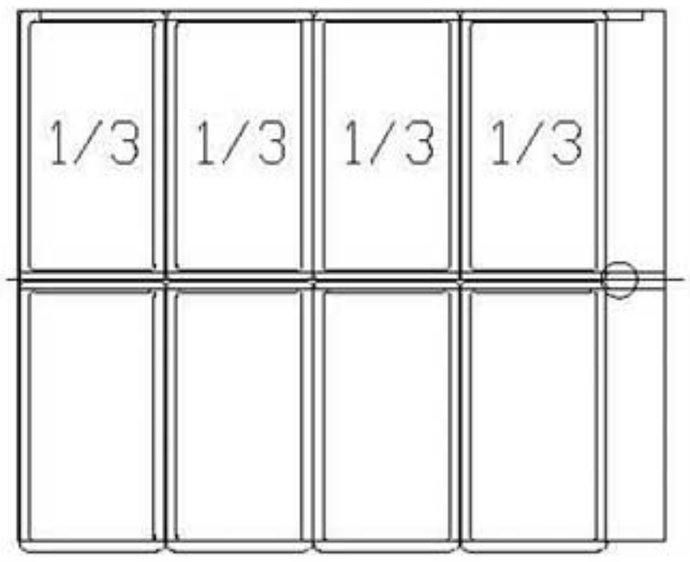


Distribuciên C

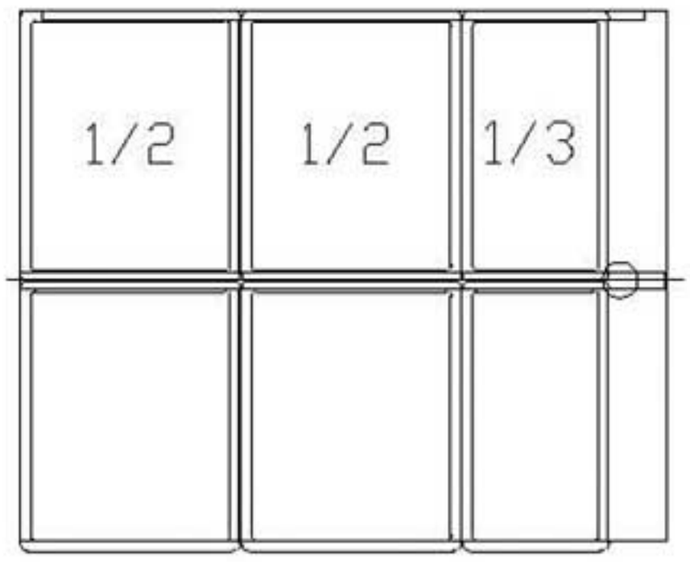


Distribuciên D

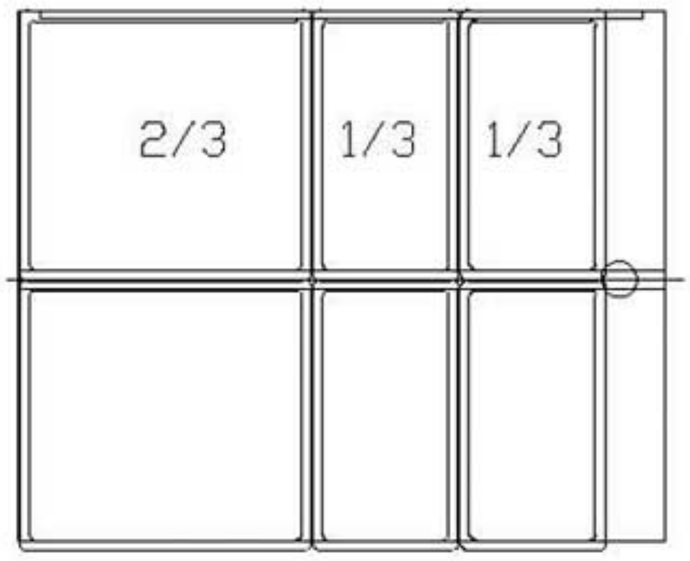


Distribuciên E

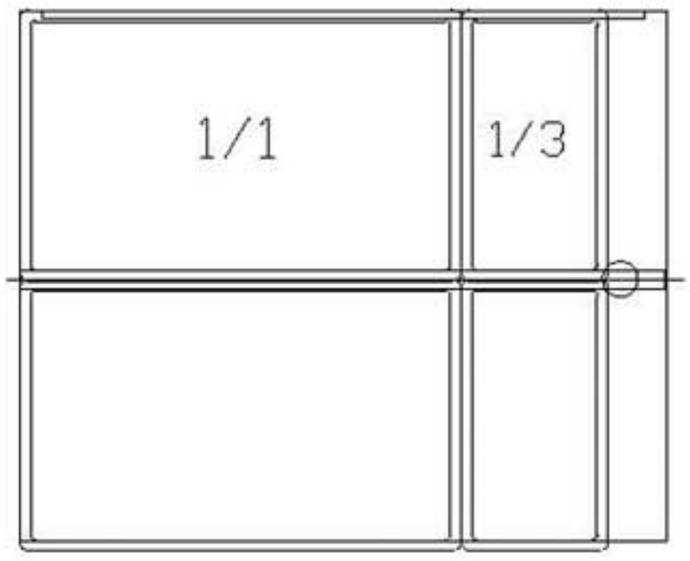


Distribuciên F

Distribucion generalizada de las cubetas Gastro-norm

| | | | | | | |
|---|---|---|---|---|---|---|
| | Distribucion cubetas Gastro-norm | | | | | |
| N~ | Pieza | Cant. | Material | N~ Clasificacion | Acabado | |
| N~ | Modificacion | | Propuesta de | Fecha | Tolerancias generales | |
| | | | | | < 5 ± | 50÷100l |
| | | | | | 5 ÷ 25l | > 100l |
| | | | | | 25 ÷ 50l | < 1 |
| | | | | | | |
| | | | | | | |

| | Firma | Fecha |
|---|---|---|
| Dibujado | JON | 98-11-24 |
| Proyectado | | |
| Comprobado | | |

FAGOR

Fagor Industrial,Koop.Elk, Mugatua

Mecanizado superficial

Escala 1/16

BMG9-10

Plano numero HB-71210

Sustituye al N°

Sustituido por

Plano hau ez daiteke erabil ez berrizta gure baimenitz gabe