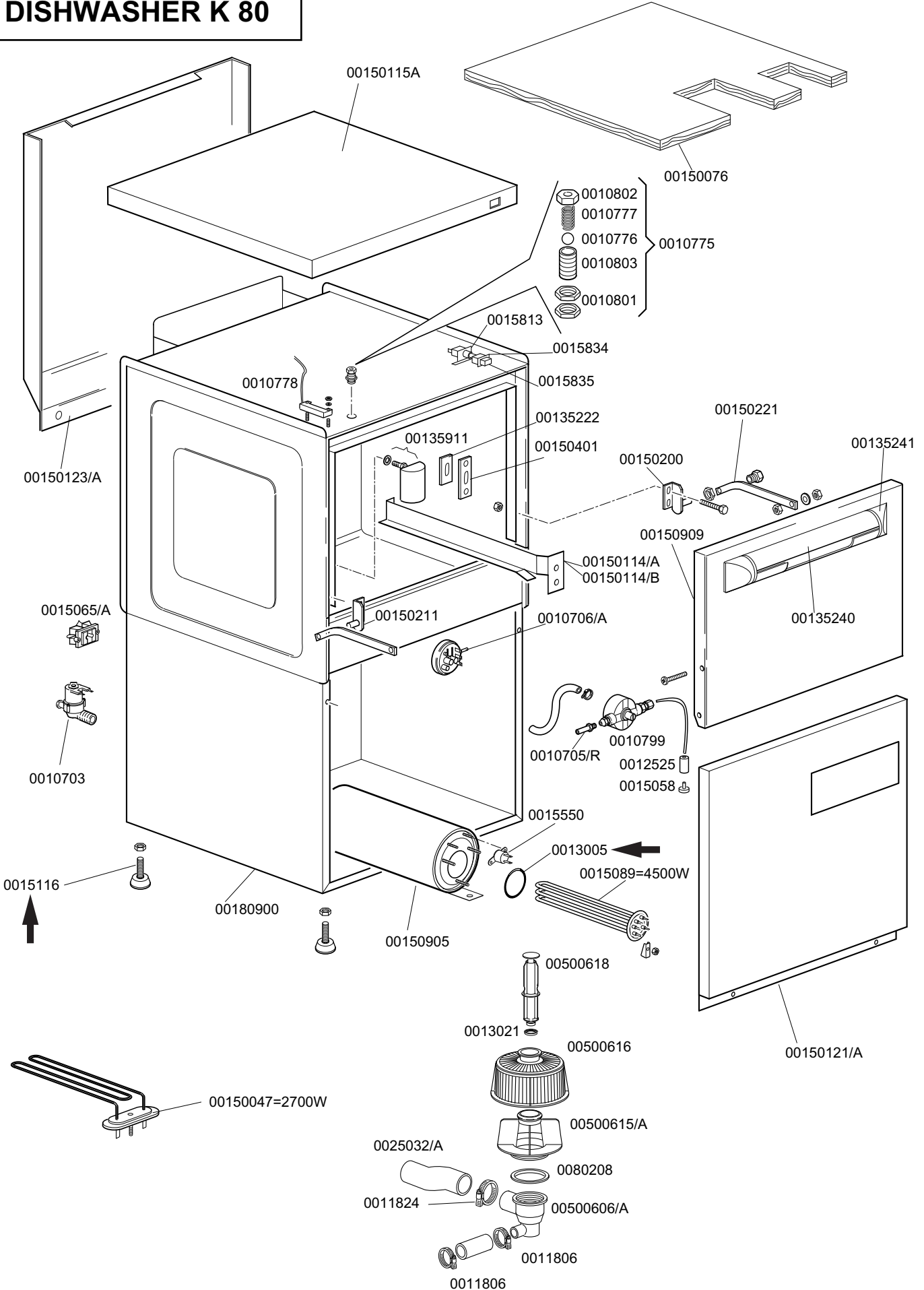


KROMO

**TABLE
KI4440**

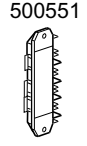
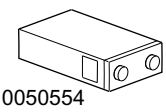
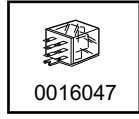
**REV
02**

DISHWASHER K 80

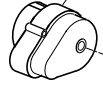


KROMO	TABLE	REV
	KI4461	00
DISHWASHER K 45-50-80		

REGENERATION / DRAIN PUMP VERSION

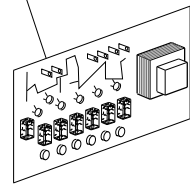


0010708/B
0010708/T
0010708/L

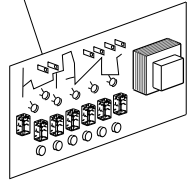


0016037= 230V
0015620=220/240V

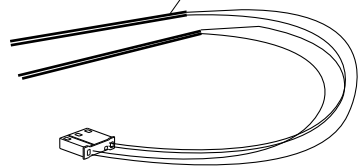
0050557



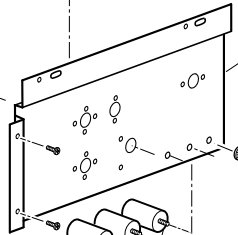
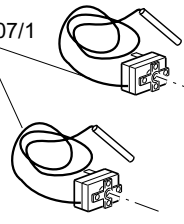
0050559



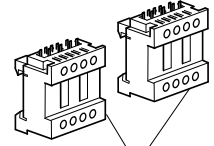
0050562



0010707/1



00150309/A

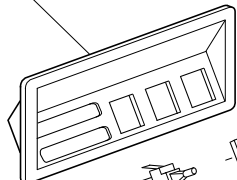


0015149


0015086= 230V 50/60Hz
0015086/B= 240V 50Hz

00150111-K50
00150121-K80

00135606/A(Gray)
00135603/A
00135616



0015812 0015824 0015874



0015825

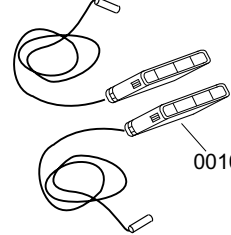
0015826

0015870
0015854



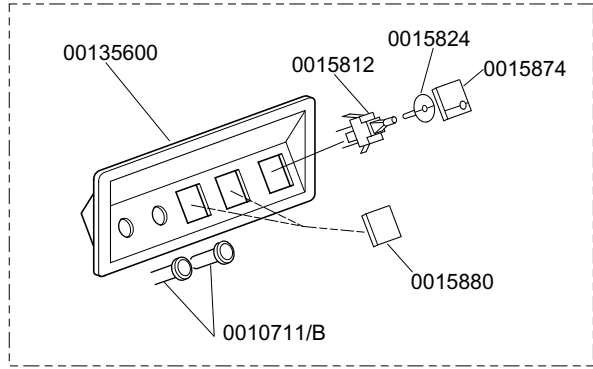
0015811/A
0015813

0015880



0010500011

STANDARD CONTROL PANEL K-45/50/80




0015812 0015824 0015874



0015880

0015854 0015858

0015813



00135600

0010711/B

0015813