

RACK CONVEYOR MACHINE

ELECTRONICAL SWITCHES
LOWER AND UPPER WASHER

TYPE: 87

Accessories

HEAT RECOVERY - TR98 / F26
HEAT PUMP - TR99 / F26PC
HEAT PUMP - TR99/1 - F26PC1
CONVEYOR SPEED ADJUSTING - LC 101
ADDITIONAL BOILER FOR COLD WATER SUPPLY
DVGW VALVE SYSTEM
SPLASH ZONE WITH CILINDER
TANK INSULATION
DOUBLE SKIN
BOOSTER PUMP
DISPENSER SYSTEM SDN-3

Spare parts Manual



INFORMAZIONI GENERALI

Questo catalogo serve per richiedere con esattezza le parti di ricambio

Nelle ordinazioni indicare:

1) il numero dei codici dei particolari seguito dalla descrizione e la quantità desiderata;

2) Il codice alfa-numerico presente nella seconda colonna della tabella ;

I disegni delle parti di ricambio sono solo indicativi e non rappresentano il pezzo in oggetto.

I dati contenuti in questo catalogo sono indicativi e possono essere soggetti a modifiche senza impegno di preavviso.

ALLGEMEINE INFORMATIONEN

Dieser Ersatzteilkatalog dient zur genauen Angabe der Teile bei Ersatzteilbestellungen.

Bei Ersatzbestellung ist folgendes anzugeben:

1) Die Bestellnummer der Ersatzteile mit der entsprechenden Beschreibung genaue Menge;

2) Der alpha-numerischer Code auf der zweiten Reihe in dein Spcluld;

Die Zeichnungen der Ersatzteile sind nur als Hinweise gedacht und stellen nicht das betroffene Teil dar.

Bei den im Katalog angeführten Daten handelt es sich um Anhaltsdaten, die jederzeit, ohne Vorankündigung, geändert werden können.

GENERAL INFORMATION

The present spare parts order exactly the right spare parts

When ordering specify:

1) the part's code number followed by its description and quantity needed;

2) The alpha-numeric code is in the second column in the chart;

Spare parts drawings are general and do not represent the part.

The contents of this catalogue are general and can undergo changes without prior notice.

INFORMACIONES GENERALES

El presente catálogo sirve para pedir con exactitud las partes de repuesto

En los pedidos se debe indicar:

1) el número de código de la parte y a continuación la descripción cantidad deseada;

2) El código alfanumerico presente en la segnada columna de la tabla;

Los diseños de las partes de recambio son solo indicativos y no representan la pieza en cuestión.

Los datos contenidos en el presente catálogo son indicativos y pueden modificarse sin aviso previo.

INFORMATIONS GENERALES

Ce catalogue permet de commander correctement les pièces détachées

Les commandes doivent être passées en indiquant:

1) le numero de code des pièces détachées suivi de leur description quantité désirée;

2) le code alphanumérique dans la deuxième colonne du tableau;

Les plans des pièces détachées sont fournis seulement à titre indicatif et ne représentent pas la pièce concernée.

Les données de ce catalogue sont citées seulement à titre indicatif et peuvent être l'objet de modifications sans avis préalable.

ESEMPIO
EXAMPLE
EXEMPLE
BEISPIEL

Rif.	Codici
MODULE:Particolari	
10505	540903
10510	540908
10515	15065/A
10520	540086
10525	540028



Note

Tutte le informazioni riportate si intendono aggiornate alla data di stampa. Il Produttore si riserva il diritto di apportare qualsiasi modifica richiesta dallo sviluppo evolutivo dei suddetti prodotti.

Per la sicurezza, la garanzia, l'affidabilità ed il valore della lavastoviglie usa solo ricambi originali. **Per alcuni codici, sono richieste quantità minime d'ordine.**



Attenzione

Questo libretto è parte integrante della lavastoviglie e, in caso di passaggio di proprietà, deve essere consegnato al nuovo acquirente.



Remarque

Toutes les informations contenues dans ce manuel s'entendent mises à jour à la date d'impression. En raison du développement constant de ses produits, usine se réserve le droit d'apporter à tout instant les modifications qu'elle jugera utiles.

Pour la sécurité, la garantie, la fiabilité et la valeur de votre lavevaisselles n'utilisez que des pièces de rechange d'origine. **Pour quelque référence on demande un minimum de pièces par commande**



Attention

Ce manuel doit être considéré comme partie intégrante de la la lavevaisselles, en cas de transfert de propriété, doit toujours être remis au nouveau propriétaire.



Note

The information contained herein is valid at the time of going to print. The Company reserves the right to make any changes required by the future development of the above-mentioned products.

For your safety, as well as to preserve the warranty reliability and worth of your dishwashers, use original spare parts only. **For some codes a minimum quantity for order is required.**



Warning

This manual forms an integral part of the dishwashers and - if a transfer of title occurs - must always be handed over to the new owner.



Hinweis


Die Der Hersteller behält sich das Recht vor, jegliche, durch eine Weiterentwicklung der genannten Produkte bedingte Änderungen vornehmen zu können.

Verwenden Sie für Ihre Sicherheit, die Garantie, die Zuverlässigkeit und den Wert Ihrer machine originale Ersatzteile. **Für bestimmte Code nummer werden mindesten bestellungen verlangt.**



Achtung

Diese Betriebsanleitung ist Bestandteile des machine und muss bei seinem Weiterverkauf dem neuen Besitzer ausgehändigt werden.

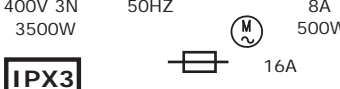


Code DW 999XXXXXX **CL/Part**

Model DESCRIPTION

S/N DW A 1015770 **Type**

400V 3N 50HZ 8A
3500W 500W




IPX3 16A

Pressione Dinamica alimentazione idrica **200-500 kPa**
 Pression dynamique arrivèe d'eau
 Dynamic pressure water supply
 Dynamischer Druck asserreinlauf


Pressione dinamica vapore saturo
 Pression dynamique vapeur satueèe
 Dymanischer Druck gesattigter Dampf
 Pression Dinamica Vapor Saturado


TECHICAL SPECIFICATION




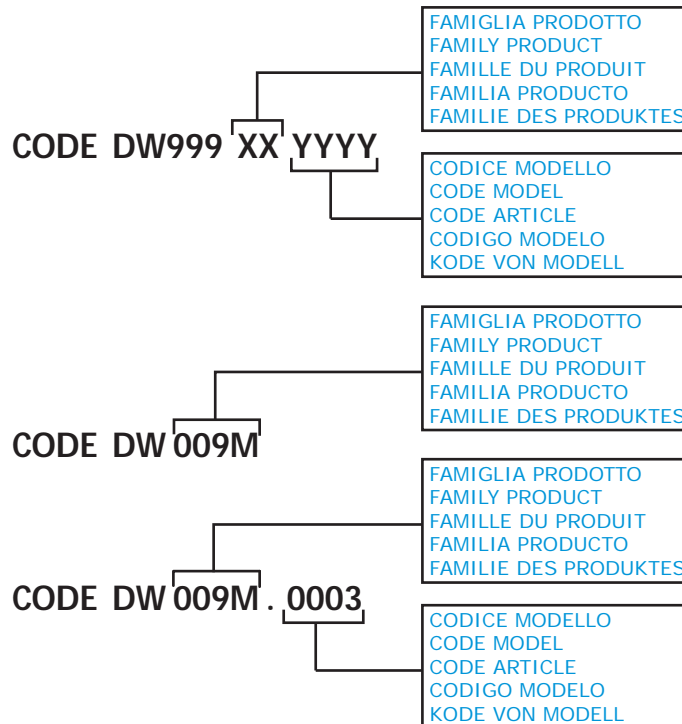
MADE IN ITALY

Temperatura massima acqua in ingresso **60°C**
 Temperature max eau a l'entre
 Maximale Temperatur Wasseranschlu
 Maximum Water temperature in-feeding



Model 

S/N 



1. Spare parts

Control Panel ELECTRONIC	11
Electronic control HACCP	13
Electric parts.....	15
General parts mod.1300.....	19
General parts mod.900.....	21
Economizer components	23
Curtains group components	25
Inverter.....	27
Time relay	29
Heat recovery TR98 / F26 - part 1	31
Heat recovery TR98 / F26 - part 2	33
Heat recovery TR98 / F26 - part 3	35
Heat pump TR99 / F26PC - part 1.....	37
Heat pump TR99/1 / F26PC1 - part 1	39
Heat pump TR99 / F26PC [TR99/1 - F26PC1] - part 241	
Dryer - part 1	43

Dryer - part 2	45
Curve 90°	47
Curve 45°	49
Dosing detergent group	51
Set additional control panel: electric parts...	53
Polycord motorization system: electric parts...	55
Connection to the tray washer: mechanic parts	57
Motor group: mechanic parts	59
Straight unit: mechanic parts.....	61
Put off unit: mechanic parts	63
Empty trays sensors	65
Trays system transport.....	67
Steam condenser - part 1	69
Steam condenser - part 2	71
Steam condenser - part 3	73
Additional boiler components	75
Additional boiler: electrical components...	77
DVGW valve	79
Motorgear components	81
Washing components 2+2+1.....	83

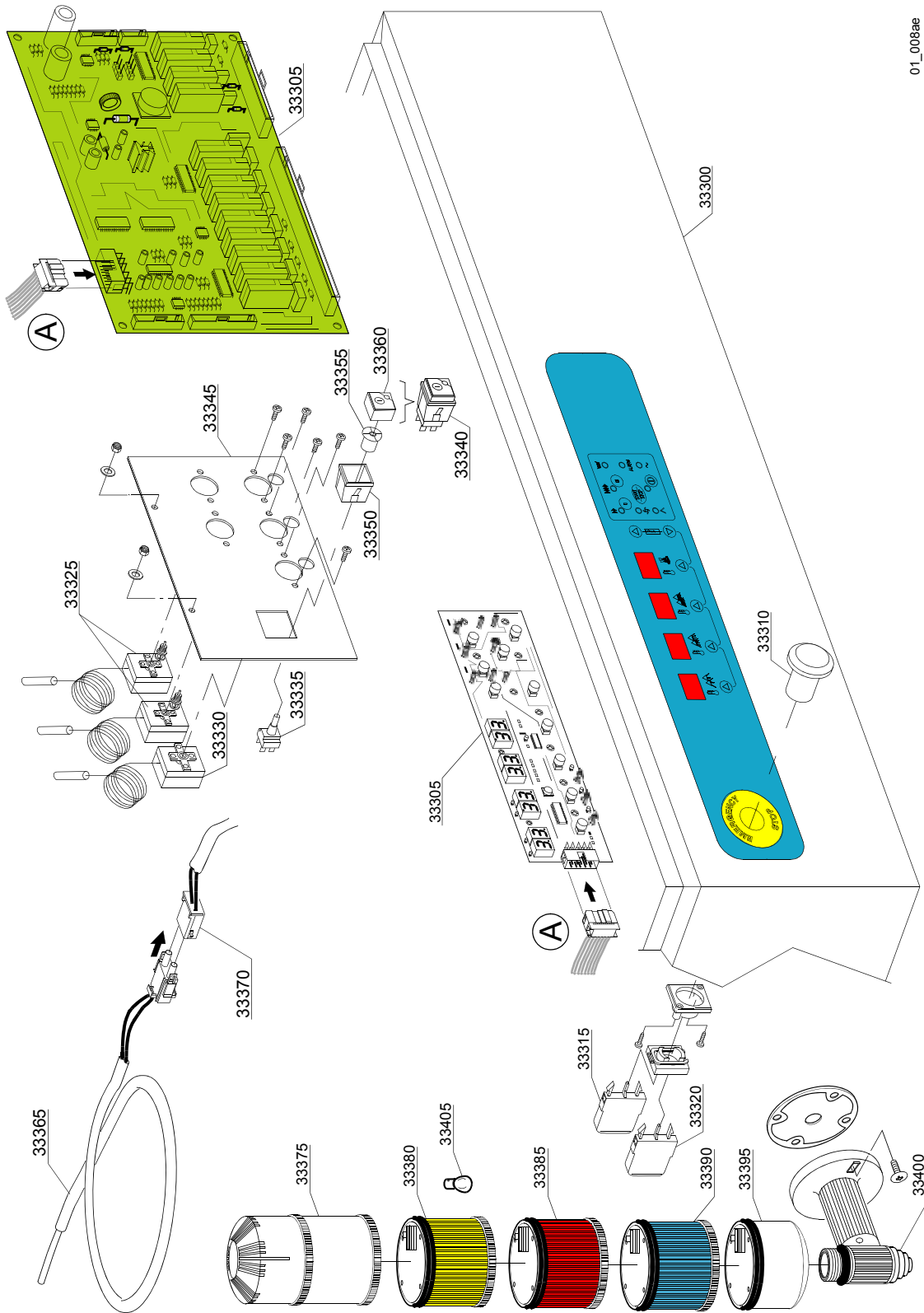
Rinsing components	85
Internal components washing module 1300...87	
Boiler components	91
Solenoid valves components: tank loading + rinsing...93	
Solenoid valves components: tank loading + rinsing + steam condenser	95
Polycord guides: central zone.....	97
Polycord guides: inlet zone	99
Polycord guides: drying zone	101
Accumulateur plateaux.....	103
Splash zone with cilinder	105
Tank insulation	107
Double skin.....	109
Trolley for strays	111
Booster pump.....	113
Dispensers SDN-3	115
Accessory.....	117
Centralized drainage components	119
Optionals	121

1.1 Voltage codes

Volt	Voltage code
A	3/N/PE~380-400V 50-60Hz
D	3/PE~200-210V 50-60Hz
F	2/PE~220-240V 50-60Hz
G	3/N/PE~415V 50-60Hz
H	3/PE~220-230V 50-60Hz
K	3/PE~380-400V 50-60Hz
L	3/PE~415V 50-60Hz
M	3/PE~440V 60Hz
P	1/N/PE~220-230V 50-60Hz
R	2/PE~220-240V 50-60Hz
U	1/N/PE~240V 50-60Hz
V	3/PE~240V 50-60Hz
W	1/N/PE~100-110V 50-60Hz

1.2 Product codes

Product code	Full name
Model codes	
e	ELECTRONICAL SWITCHES
uw	LOWER AND UPPER WASHER
Type codes	
87	87
Accessory codes	
hr	HEAT RECOVERY - TR98 / F26
hp	HEAT PUMP - TR99 / F26PC
hp	HEAT PUMP - TR99/1 - F26PC1
csa	CONVEYOR SPEED ADJUSTING - LC 101
cw	ADDITIONAL BOILER FOR COLD WATER SUPPLY
dvgw	DVGW VALVE SYSTEM
szc8	SPLASH ZONE WITH CILINDER
ti	TANK INSULATION
ds	DOUBLE SKIN
bp	BOOSTER PUMP
sdn3	DISPENSER SYSTEM SDN-3



01_008ae

Spare parts

ID	P-code	SN from	SN to	Mod.	Acces.	Volt	Description
Module:Control Panel ELECTRONIC							
33300	3009672		-	e,uw			Comand parts pannel
33305	3006164		-	e,uw			Main board+Touche sensitive
33310	3002050		-	e,uw			Emergency button
33315	3002051		-	e,uw			2NO contact (green)
33320	3002052		-	e,uw			2NC contact (red)
33325	2000430		-	e,uw			Safety thermostat
33330	10707/1		-	e,uw			Thermostat 0 - 90° (TB2)
33335	15812		-	e,uw			Starter electric component
33340	15849		-	e,uw			Switch assembly (PM2)
33345	3009114		-	e,uw			Assembly plate
33350	15815		-	e,uw			Support square single
33355	15824		-	e,uw			Green-orange cam
33360	15874		-	e,uw			Green main switch
33365	3006165		-	e,uw			Termostat probe
33370	3006170		-	e,uw			Extend probe thermostat
33375	3062056		-	e,uw			Acusti alarm
33380	3062054		-	e,uw			Yellow ligting section
33385	3062053		-	e,uw			Red lighting section
33390	3062055		-	e,uw			Blue lighting section
33395	3062052		-	e,uw			Wiring box
33400	3062051		-	e,uw			90°adjustable holder
33405	3062057		-	e,uw			Lighting bulb

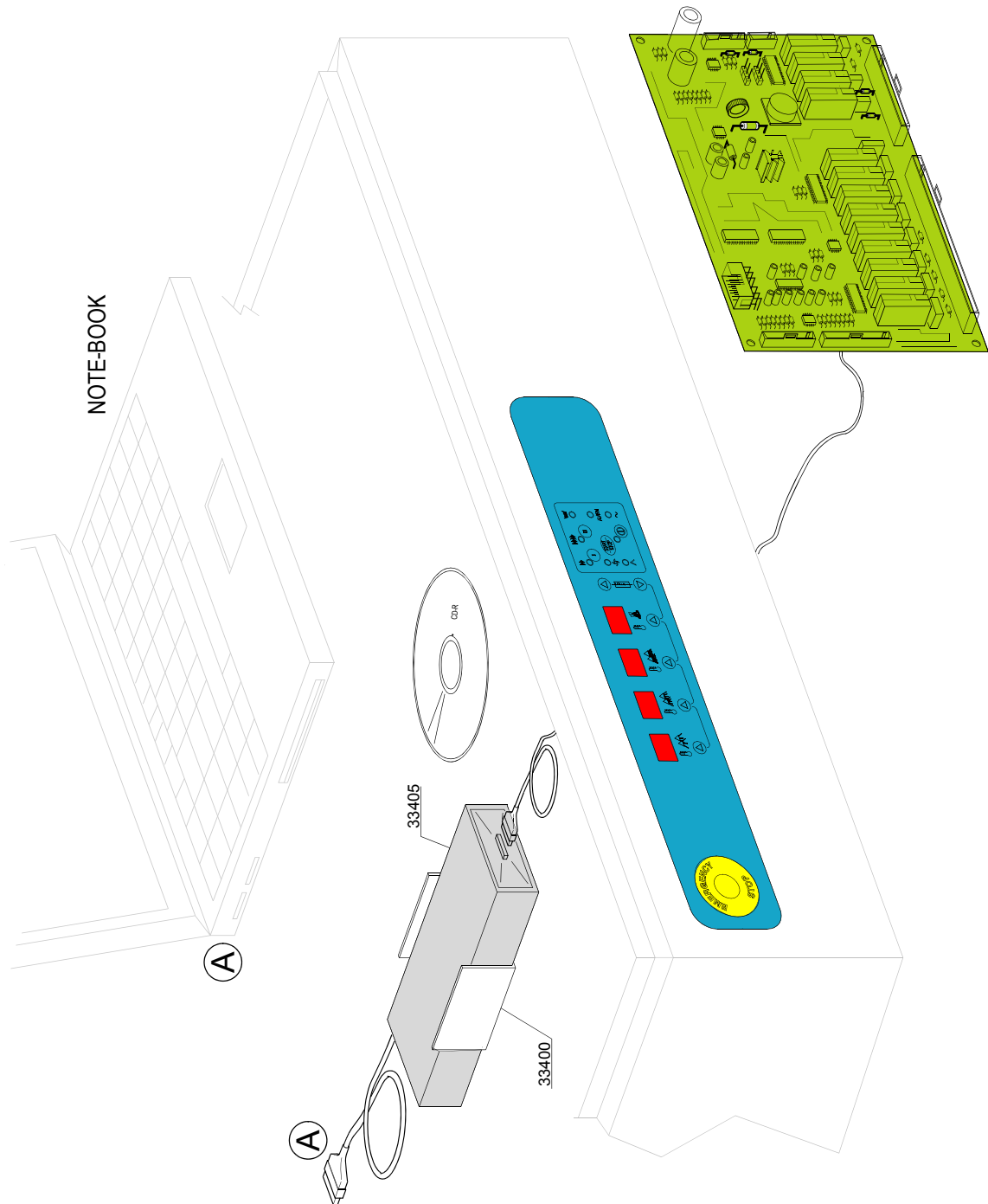
e=ELECTRONICAL SWITCHES, uw=LOWER AND UPPER WASHER

87=87

hr=HEAT RECOVERY - TR98, hp=HEAT PUMP - TR99, sc9=STEAM CONDENSER - LC 91, csa=CONVEYOR SPEED ADJUSTING - LC 101, d9=DRYER - LC 90, cw=ADDITIONAL BOILER FOR COLD WATER SUPPLY, dvgw=DVGW VALVE SYSTEM, szc8=SPLASH ZONE WITH CILINDER - LC 84, ti=TANK INSULATION, ds=DOUBLE SKIN, bp=BOOSTER PUMP, sdn3=DISPENSER SYSTEM SDN-3

A=3/N/PE~380-400V 50-60Hz, D=3/PE~200-210V 50-60Hz, F=2/PE~220-240V 50-60Hz, G=3/N/PE~415V 50-60Hz, H=3/PE~220-230V 50-60Hz, K=3/PE~380-400V 50-60Hz, L=3/PE~415V 50-60Hz, M=3/PE~440V 60Hz, P=1/N/PE~220-230V 50-60Hz, R=2/PE~220-240V 50-60Hz, U=1/N/PE~240V 50-60Hz, V=3/PE~240V 50-60Hz, W=1/N/PE~100-110V 50-60Hz

01_009_e



Spare parts

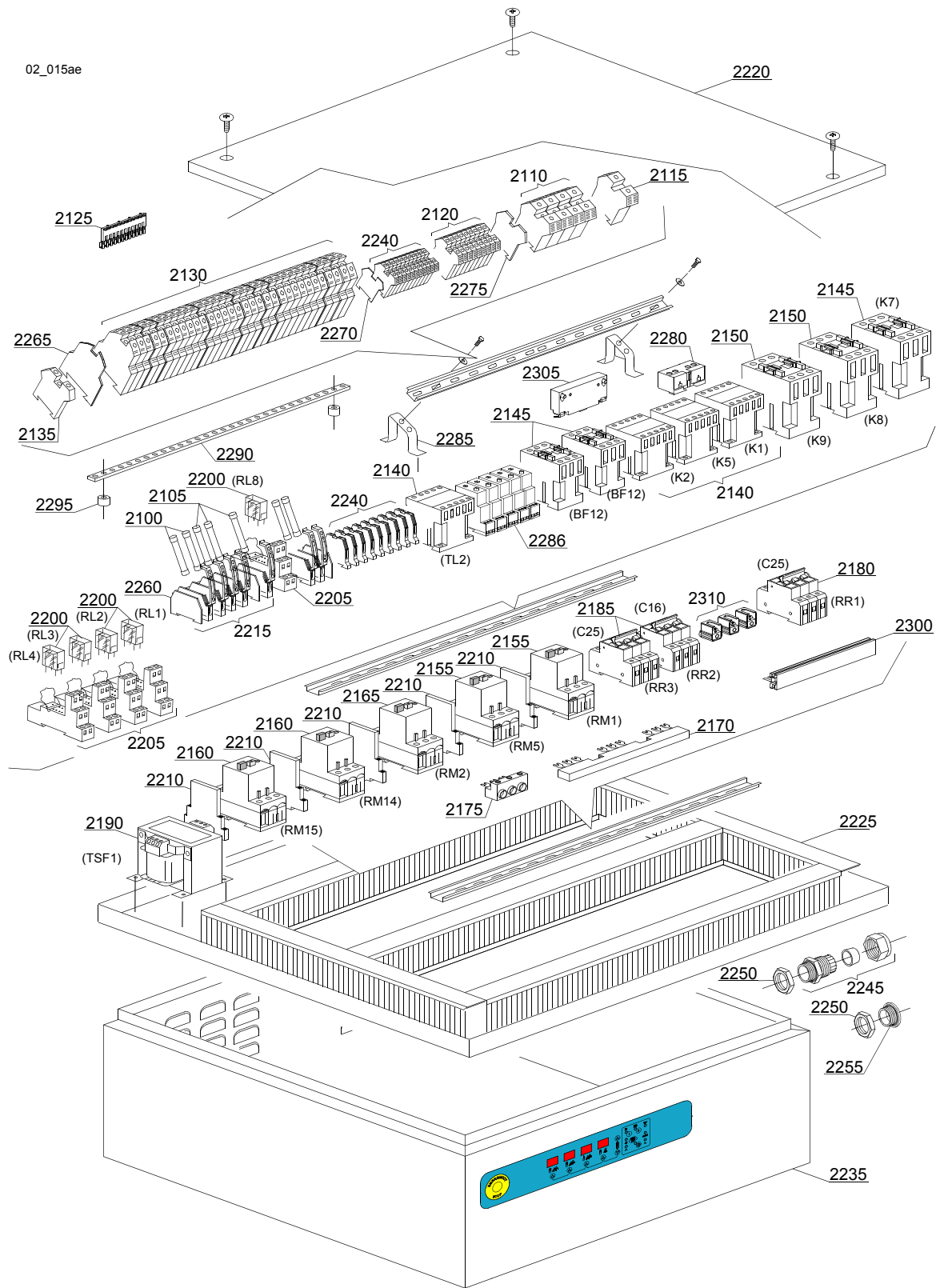
ID	P-code	SN from	SN to	Mod.	Acces.	Volt	Description
Module:Electronic control HACCP							
33400	3060200		-	e,uw			Support DATA-LOGGER
33405	999910217		-	e,uw			Kit remote control HACCP

e=ELECTRONICAL SWITCHES, uw=LOWER AND UPPER WASHER

87=87

hr=HEAT RECOVERY - TR98, hp=HEAT PUMP - TR99, sc9=STEAM CONDENSER - LC 91, csa=CONVEYOR SPEED ADJUSTING - LC 101, d9=DRYER - LC 90, cw=ADDITIONAL BOILER FOR COLD WATER SUPPLY, dvgw=DVGW VALVE SYSTEM, szc8=SPLASH ZONE WITH CILINDER - LC 84, ti=TANK INSULATION, ds=DOUBLE SKIN, bp=BOOSTER PUMP, sdn3=DISPENSER SYSTEM SDN-3

A=3/N/PE~380-400V 50-60Hz, D=3/PE~200-210V 50-60Hz, F=2/PE~220-240V 50-60Hz, G=3/N/PE~415V 50-60Hz, H=3/PE~220-230V 50-60Hz, K=3/PE~380-400V 50-60Hz, L=3/PE~415V 50-60Hz, M=3/PE~440V 60Hz, P=1/N/PE~220-230V 50-60Hz, R=2/PE~220-240V 50-60Hz, U=1/N/PE~240V 50-60Hz, V=3/PE~240V 50-60Hz, W=1/N/PE~100-110V 50-60Hz



Spare parts

ID	P-code	SN from	SN to	Mod.	Acces.	Volt	Description
Module:Electric parts							
2100	15160		-	e,uw		A	Fuse 5x20 10A
2105	15163		-	e,uw		A	Fuse 5x20 1A
2110	3006090		-	e,uw		A	Clamp 35 mm ²
2115	3006091		-	e,uw		A	Earth clamp 35 mm ²
2120	10300403		-	e,uw		A	Clamp 6 mm ²
2125	3006066		-	e,uw		A	Contactora
2130	3006072		-	e,uw		A	Double clamp 4 mm ²
2135	3006093		-	e,uw		A	DIN guide backstop
2140	2000370		-	e,uw		A	Contactora MC9
2145	2000380		-	e,uw		A	Contactora BF12 (heating element < 9 kW)
2145	2000385		-	e,uw		A	Contactora BF20 (heating element > 9 kW)
2150	2000385		-	e,uw		A	Contactora BF20
2155	2000390		-	e,uw		A	Motorprotector 1 - 1.6A
2160	2000393		-	e,uw		A	Motorprotector 1,6-2,5A
2165	2000400		-	e,uw		A	Motorprotector 4-6,3A
2170	3006085		-	e,uw		A	2 position electrical contactora LMS25
2170	3006086		-	e,uw		A	3 position electrical contactora LMS25
2170	3006100		-	e,uw		A	4 position electrical contactora LMS25
2170	3006101		-	e,uw		A	5 position electrical contactora LMS25
2175	3006087		-	e,uw		A	Clamp
2180	2000403		-	e,uw		A	Automatic fuse C20 (heating element < 9kW)
2180	2000404		-	e,uw		A	Automatic fuse C25 (heating element > 9kW)
2185	2000403		-	e,uw		A	Automatic fuse C20 (heating element < 9kW)
2185	2000404		-	e,uw		A	Automatic fuse C25 (heating element > 9kW)
2190	3006061		-	e,uw		A	Transformer 200VA
2200	3006078		-	e,uw		A	Relay
2205	3006079		-	e,uw		A	Base for relay
2210	3006080		-	e,uw		A	Auxiliary contact LMS25

e=ELECTRONICAL SWITCHES, uw=LOWER AND UPPER WASHER

87=87

hr=HEAT RECOVERY - TR98, hp=HEAT PUMP - TR99, sc9=STEAM CONDENSER - LC 91, csa=CONVEYOR SPEED ADJUSTING - LC 101, d9=DRYER - LC 90, cw=ADDITIONAL BOILER FOR COLD WATER SUPPLY, dvgw=DVGW VALVE SYSTEM, szc8=SPLASH ZONE WITH CILINDER - LC 84, ti=TANK INSULATION, ds=DOUBLE SKIN, bp=BOOSTER PUMP, sdn3=DISPENSER SYSTEM SDN-3

A=3/N/PE~380-400V 50-60Hz, D=3/PE~200-210V 50-60Hz, F=2/PE~220-240V 50-60Hz, G=3/N/PE~415V 50-60Hz, H=3/PE~220-230V 50-60Hz, K=3/PE~380-400V 50-60Hz, L=3/PE~415V 50-60Hz, M=3/PE~440V 60Hz, P=1/N/PE~220-230V 50-60Hz, R=2/PE~220-240V 50-60Hz, U=1/N/PE~240V 50-60Hz, V=3/PE~240V 50-60Hz, W=1/N/PE~100-110V 50-60Hz

Spare parts

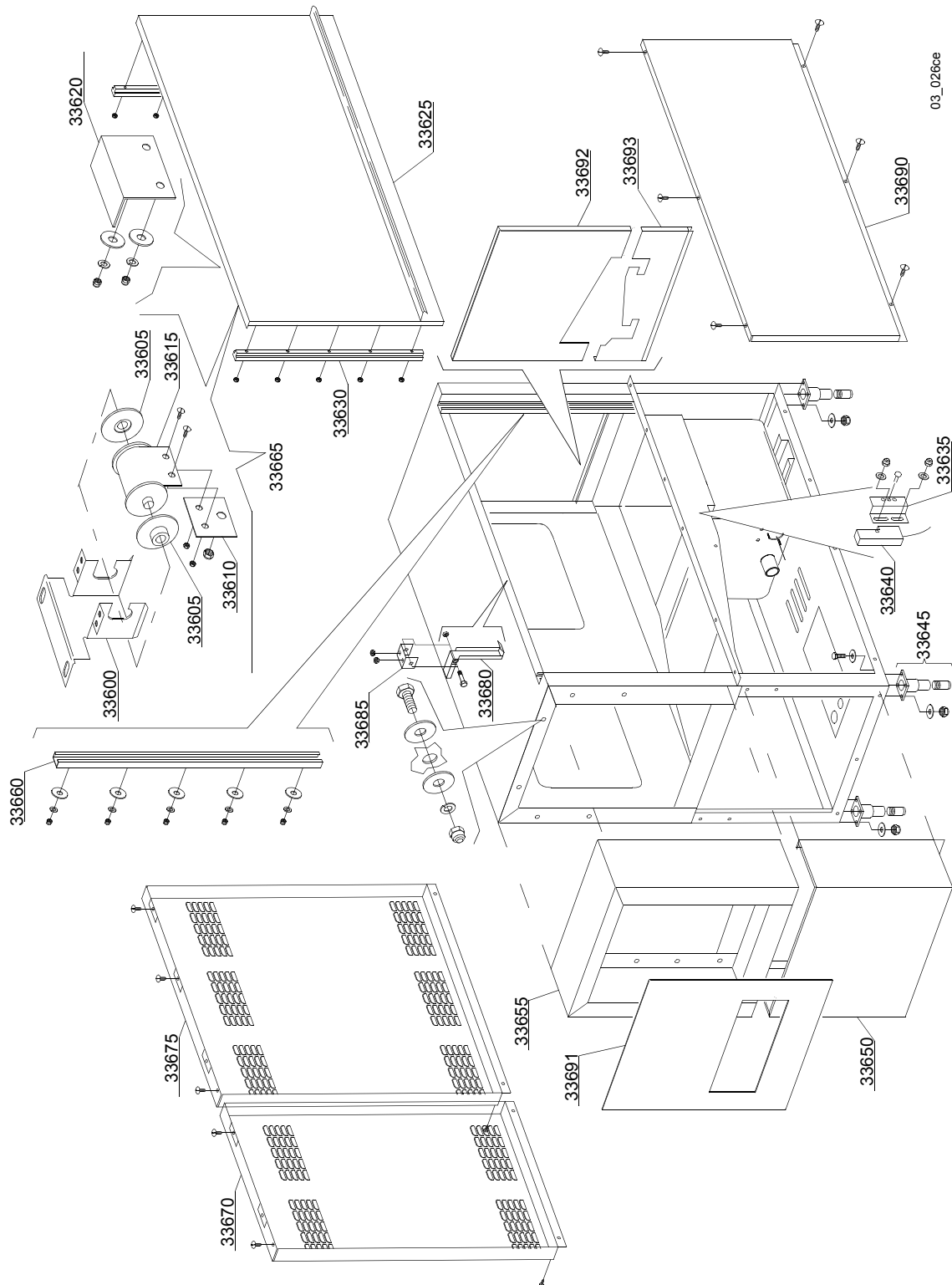
ID	P-code	SN from	SN to	Mod.	Acces.	Volt	Description
Module:Electric parts							
2215	3006147		-	e,uw		A	Fuse holder
2220	3009197		-	e,uw		A	Control panel cover
2220	3009652		-	e,uw		A	Control panel cover
2225	3009146		-	e,uw		A	Electric parts pannel
2230	3009145		-	e,uw		A	Comand parts pannel
2235	3009672		-	e,uw		A	Control panel case
2235	3009654		-	e,uw		A	Control panel case
2240	3006092		-	e,uw		A	Clamp 4mm ²
2245	80419		-	e,uw		A	Cable-fastener PG29
2250	80420		-	e,uw		A	Lock nut
2255	80421		-	e,uw		A	Plug PG29
2260	3006144		-	e,uw		A	Fuse holder covering plate
2265	3006071		-	e,uw		A	Double clamp covering plate 4mm ²
2270	3006083		-	e,uw		A	Clamp covering plate 4mm ²
2275	3006084		-	e,uw		A	Clamp covering plate 35mm ²
2280	3006068		-	e,uw		A	MC9 auxiliary contact 1NO-1NC
2280	3002057		-	e,uw		A	MC9 auxiliary contact 2NO
2280	3002052		-	e,uw		A	MC9 auxiliary contact 2NC
2285	3006067		-	e,uw		A	DIN guide support
2286	3006226		-	e,uw		A	Relay temporized AUTOTIMER 24V
2290	3006161		-	e,uw		A	Electrical bonding bar
2295	3006162		-	e,uw		A	Insulators
2300	3006163		-	e,uw		A	Connection bar
2305	3006153		-	e,uw		A	Mechanical lock safety
2310	3006160		-	e,uw		A	Feed clamp 35mm ²

e=ELECTRONICAL SWITCHES, uw=LOWER AND UPPER WASHER

87=87

hr=HEAT RECOVERY - TR98, hp=HEAT PUMP - TR99, sc9=STEAM CONDENSER - LC 91, csa=CONVEYOR SPEED ADJUSTING - LC 101, d9=DRYER - LC 90, cw=ADDITIONAL BOILER FOR COLD WATER SUPPLY, dvgw=DVGW VALVE SYSTEM, szc8=SPLASH ZONE WITH CILINDER - LC 84, ti=TANK INSULATION, ds=DOUBLE SKIN, bp=BOOSTER PUMP, sdn3=DISPENSER SYSTEM SDN-3

A=3/N/PE~380-400V 50-60Hz, D=3/PE~200-210V 50-60Hz, F=2/PE~220-240V 50-60Hz, G=3/N/PE~415V 50-60Hz, H=3/PE~220-230V 50-60Hz, K=3/PE~380-400V 50-60Hz, L=3/PE~415V 50-60Hz, M=3/PE~440V 60Hz, P=1/N/PE~220-230V 50-60Hz, R=2/PE~220-240V 50-60Hz, U=1/N/PE~240V 50-60Hz, V=3/PE~240V 50-60Hz, W=1/N/PE~100-110V 50-60Hz



03_026ce

Spare parts

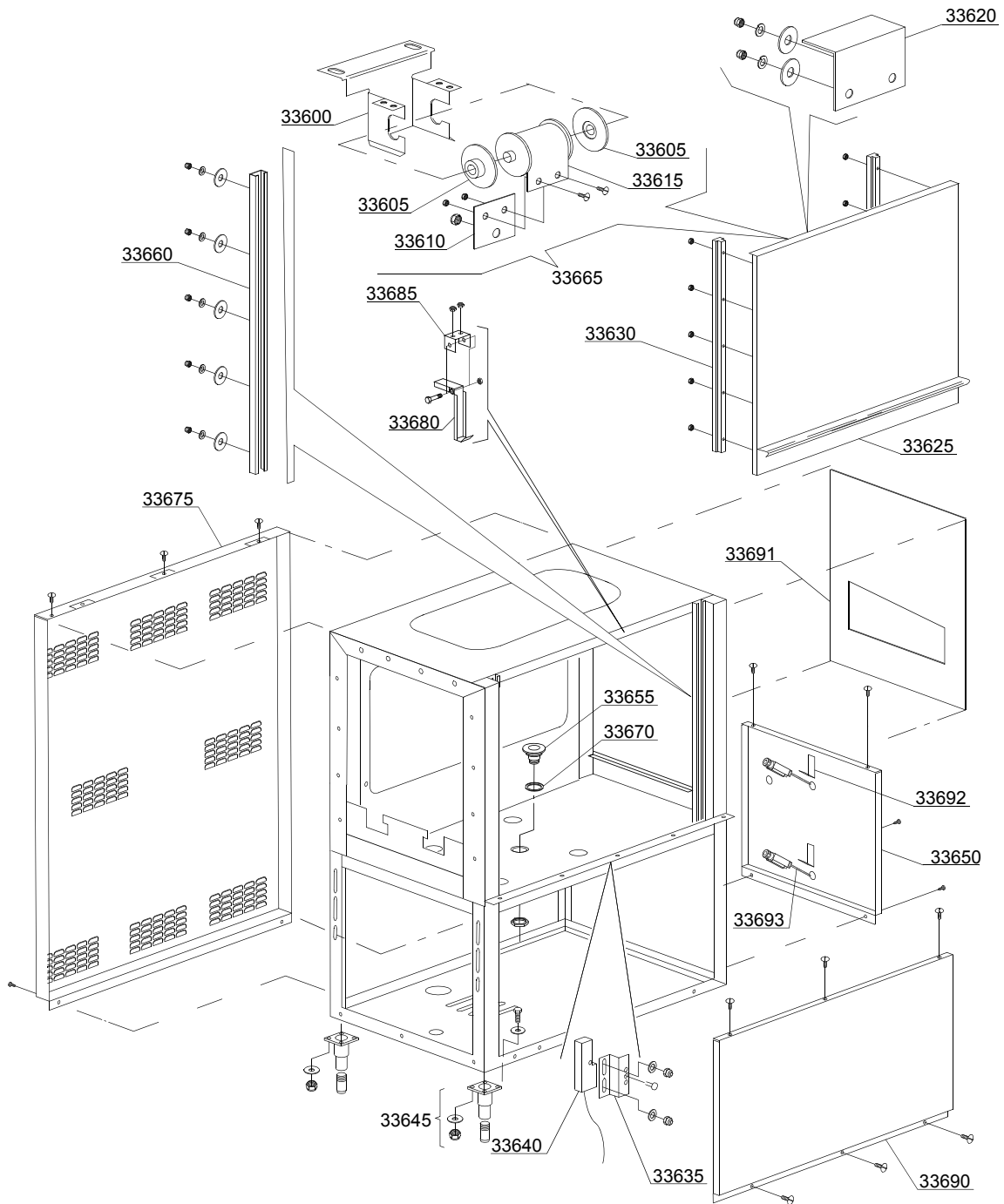
ID	P-code	SN from	SN to	Mod.	Acces.	Volt	Description
Module:General parts mod.1300							
33600	3009664		-	e,uw			Spring support
33605	3004012		-	e,uw			Spring holder
33610	3009555		-	e,uw			Spring clamping plate
33615	3004010		-	e,uw			Door spring BBSR 21
33620	3009269		-	e,uw			Door stop
33625	3009404		-	e,uw			Door assembly
33630	3004026		-	e,uw			Door guide
33635	3009112		-	e,uw			Microswitch support
33640	3003112		-	e,uw			Door microswitch
33645	80116		-	e,uw			Foot
33650	3062041		-	e,uw			Under door in let SX
33650	3062042		-	e,uw			Under door in let DX
33655	3020004		-	e,uw			Splash zone
33660	3009033		-	e,uw			Slideways
33665	3009905		-	e,uw			Spring assembly BBSR 23
33670	3060081		-	e,uw			Back rear L=700mm
33675	3060082		-	e,uw			Back rear L=900mm
33680	3000323		-	e,uw			Hook door
33685	3000324		-	e,uw			Hook support
33690	3009465		-	e,uw			Under door mod.1300
33691	3062001		-	e,uw			Entrance closure wall
33692	3062027		-	e,uw			Upper interior divider wall
33693	3062039		-	e,uw			Inferior interior divider wall

e=ELECTRONICAL SWITCHES, uw=LOWER AND UPPER WASHER

87=87

hr=HEAT RECOVERY - TR98, hp=HEAT PUMP - TR99, sc9=STEAM CONDENSER - LC 91, csa=CONVEYOR SPEED ADJUSTING - LC 101, d9=DRYER - LC 90, cw=ADDITIONAL BOILER FOR COLD WATER SUPPLY, dvgw=DVGW VALVE SYSTEM, szc8=SPLASH ZONE WITH CILINDER - LC 84, ti=TANK INSULATION, ds=DOUBLE SKIN, bp=BOOSTER PUMP, sdn3=DISPENSER SYSTEM SDN-3

A=3/N/PE~380-400V 50-60Hz, D=3/PE~200-210V 50-60Hz, F=2/PE~220-240V 50-60Hz, G=3/N/PE~415V 50-60Hz, H=3/PE~220-230V 50-60Hz, K=3/PE~380-400V 50-60Hz, L=3/PE~415V 50-60Hz, M=3/PE~440V 60Hz, P=1/N/PE~220-230V 50-60Hz, R=2/PE~220-240V 50-60Hz, U=1/N/PE~240V 50-60Hz, V=3/PE~240V 50-60Hz, W=1/N/PE~100-110V 50-60Hz



03_026de

Spare parts

ID	P-code	SN from	SN to	Mod.	Acces.	Volt	Description
Module:General parts mod.900							
33600	3009664		-	e,uw			Spring support
33605	3004012		-	e,uw			Spring holder
33610	3009555		-	e,uw			Spring clamping plate
33615	3009906		-	e,uw			Door spring BBSR 22
33620	3009269		-	e,uw			Door stop
33625	3009403		-	e,uw			Door assembly
33630	3004026		-	e,uw			Door guide
33635	3009112		-	e,uw			Microswitch support
33640	3003112		-	e,uw			Door microswitch
33645	80116		-	e,uw			Foot
33650	3009188		-	e,uw			Under door in outlet SX
33650	3009189		-	e,uw			Under door in outlet DX
33655	3020004		-	e,uw			Splash zone
33660	3009033		-	e,uw			Slideways
33675	3060082		-	e,uw			Back rear L=900mm
33680	3000323		-	e,uw			Hook door
33685	3000324		-	e,uw			Hook support
33690	3009147		-	e,uw			Under door mod.900
33691	3062002		-	e,uw			External wall outlet (SX)
33691	3062043		-	e,uw			External wall outlet (DX)
33692	3062049		-	e,uw			Support tray sensor
33693	3062050		-	e,uw			Tray sensor

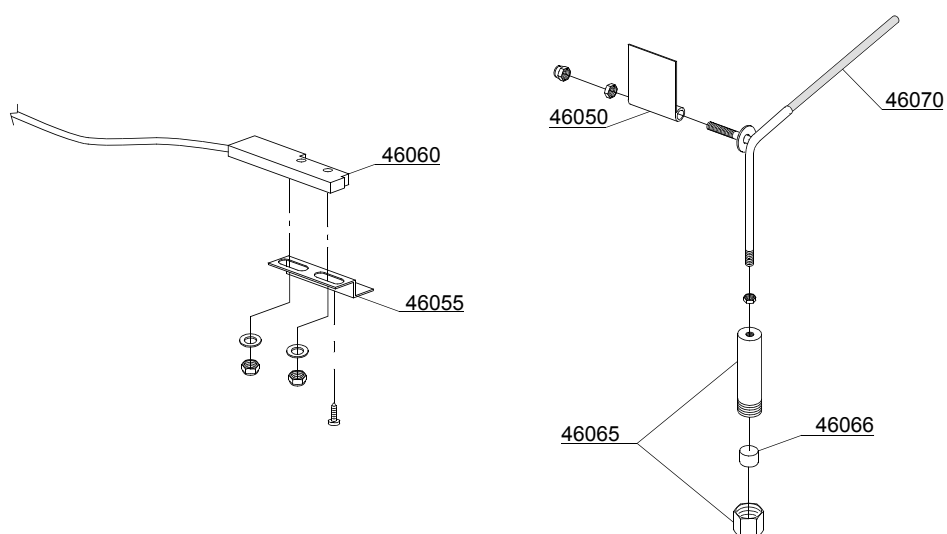
e=ELECTRONICAL SWITCHES, uw=LOWER AND UPPER WASHER

87=87

hr=HEAT RECOVERY - TR98, hp=HEAT PUMP - TR99, sc9=STEAM CONDENSER - LC 91, csa=CONVEYOR SPEED ADJUSTING - LC 101, d9=DRYER - LC 90, cw=ADDITIONAL BOILER FOR COLD WATER SUPPLY, dvgw=DVGW VALVE SYSTEM, szc8=SPLASH ZONE WITH CILINDER - LC 84, ti=TANK INSULATION, ds=DOUBLE SKIN, bp=BOOSTER PUMP, sdn3=DISPENSER SYSTEM SDN-3

A=3/N/PE~380-400V 50-60Hz, D=3/PE~200-210V 50-60Hz, F=2/PE~220-240V 50-60Hz, G=3/N/PE~415V 50-60Hz, H=3/PE~220-230V 50-60Hz, K=3/PE~380-400V 50-60Hz, L=3/PE~415V 50-60Hz, M=3/PE~440V 60Hz, P=1/N/PE~220-230V 50-60Hz, R=2/PE~220-240V 50-60Hz, U=1/N/PE~240V 50-60Hz, V=3/PE~240V 50-60Hz, W=1/N/PE~100-110V 50-60Hz

03_104_e



VALIDO PER VERSIONI DX E SX
VALID FOR EITHER RIGHT OR LEFT VERSION
VALABLE POUR VERSION DROITE ET GAUCHE

Spare parts

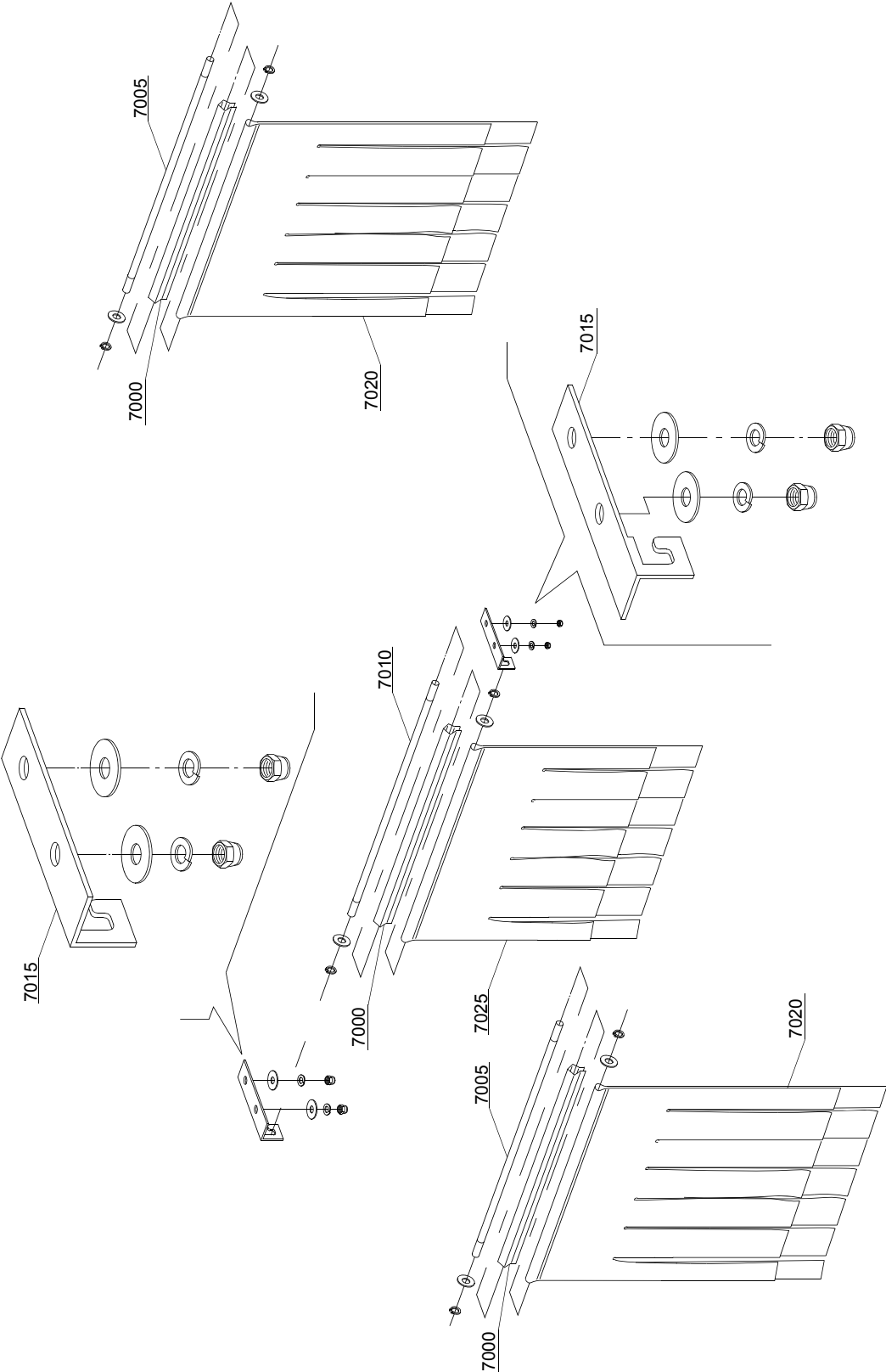
ID	P-code	SN from	SN to	Mod.	Acces.	Volt	Description
Module: Economizer components							
46050	3003061		-	e,uw			Economizer support
46055	3009112		-	e,uw			Door microswitch support
46060	3003112		-	e,uw			Door microswitch
46065	3003058		-	e,uw			Magnet holder
46066	3003113		-	e,uw			Magnet
46070	3062040		-	e,uw			Economizer bar

e=ELECTRONICAL SWITCHES, uw=LOWER AND UPPER WASHER

87=87

hr=HEAT RECOVERY - TR98, hp=HEAT PUMP - TR99, sc9=STEAM CONDENSER - LC 91, csa=CONVEYOR SPEED ADJUSTING - LC 101, d9=DRYER - LC 90, cw=ADDITIONAL BOILER FOR COLD WATER SUPPLY, dvgw=DVGW VALVE SYSTEM, szc8=SPLASH ZONE WITH CILINDER - LC 84, ti=TANK INSULATION, ds=DOUBLE SKIN, bp=BOOSTER PUMP, sdn3=DISPENSER SYSTEM SDN-3

A=3/N/PE~380-400V 50-60Hz, D=3/PE~200-210V 50-60Hz, F=2/PE~220-240V 50-60Hz, G=3/N/PE~415V 50-60Hz, H=3/PE~220-230V 50-60Hz, K=3/PE~380-400V 50-60Hz, L=3/PE~415V 50-60Hz, M=3/PE~440V 60Hz, P=1/N/PE~220-230V 50-60Hz, R=2/PE~220-240V 50-60Hz, U=1/N/PE~240V 50-60Hz, V=3/PE~240V 50-60Hz, W=1/N/PE~100-110V 50-60Hz



03_201_e

Spare parts

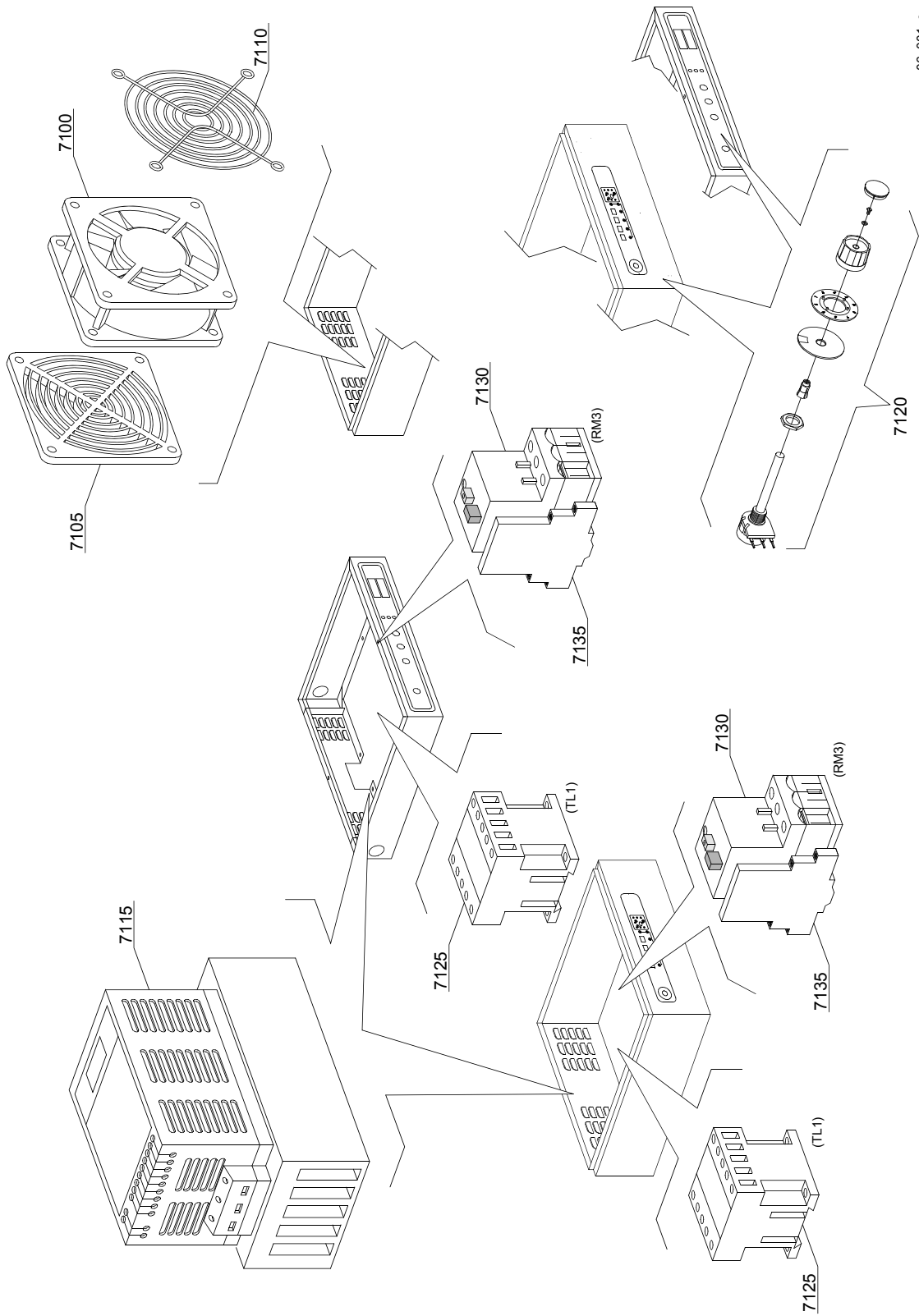
ID	P-code	SN from	SN to	Mod.	Acces.	Volt	Description
Module: Curtains group components							
7000	3009109		-	e,uw			Curtain moulding
7005	3004053		-	e,uw			Curtain rod long
7010	3004052		-	e,uw			Curtain rod short
7015	3009110		-	e,uw			Curtain support
7020	3004050		-	e,uw			Curtain long
7025	3004051		-	e,uw			Curtain short

e=ELECTRONICAL SWITCHES, uw=LOWER AND UPPER WASHER

87=87

hr=HEAT RECOVERY - TR98, hp=HEAT PUMP - TR99, sc9=STEAM CONDENSER - LC 91, csa=CONVEYOR SPEED ADJUSTING - LC 101, d9=DRYER - LC 90, cw=ADDITIONAL BOILER FOR COLD WATER SUPPLY, dvgw=DVGW VALVE SYSTEM, szc8=SPLASH ZONE WITH CILINDER - LC 84, ti=TANK INSULATION, ds=DOUBLE SKIN, bp=BOOSTER PUMP, sdn3=DISPENSER SYSTEM SDN-3

A=3/N/PE~380-400V 50-60Hz, D=3/PE~200-210V 50-60Hz, F=2/PE~220-240V 50-60Hz, G=3/N/PE~415V 50-60Hz, H=3/PE~220-230V 50-60Hz, K=3/PE~380-400V 50-60Hz, L=3/PE~415V 50-60Hz, M=3/PE~440V 60Hz, P=1/N/PE~220-230V 50-60Hz, R=2/PE~220-240V 50-60Hz, U=1/N/PE~240V 50-60Hz, V=3/PE~240V 50-60Hz, W=1/N/PE~100-110V 50-60Hz



06_001_e

Spare parts

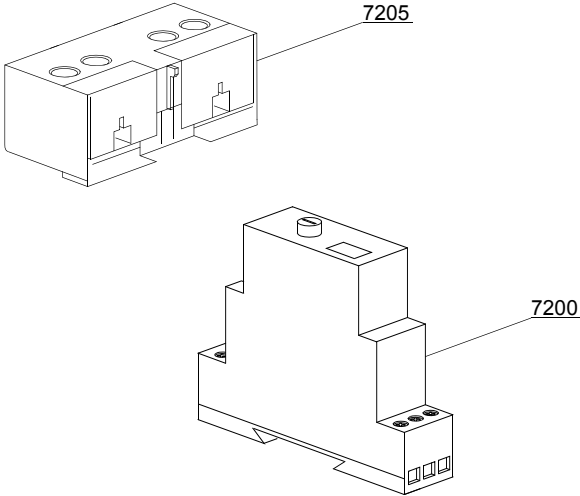
ID	P-code	SN from	SN to	Mod.	Acces.	Volt	Description
Module: Inverter							
7100	3000118		-	e,uw		A	Impeller fan
7105	3000118/A		-	e,uw		A	Filter
7110	3000118/B		-	e,uw		A	Grid
7115	3000117		-	e,uw		A	Inverter 0,37kW
7120	3000119		-	e,uw		A	Potentiometer with knob
7125	2000370		-	e,uw		A	Contactora MC9
7130	2000400		-	e,uw		A	Motorprotector 4-6,3A
7135	3006080		-	e,uw		A	Auxiliary contact LMS25

e=ELECTRONICAL SWITCHES, uw=LOWER AND UPPER WASHER

87=87

hr=HEAT RECOVERY - TR98, hp=HEAT PUMP - TR99, sc9=STEAM CONDENSER - LC 91, csa=CONVEYOR SPEED ADJUSTING - LC 101, d9=DRYER - LC 90, cw=ADDITIONAL BOILER FOR COLD WATER SUPPLY, dvgw=DVGW VALVE SYSTEM, szc8=SPLASH ZONE WITH CILINDER - LC 84, ti=TANK INSULATION, ds=DOUBLE SKIN, bp=BOOSTER PUMP, sdn3=DISPENSER SYSTEM SDN-3

A=3/N/PE~380-400V 50-60Hz, D=3/PE~200-210V 50-60Hz, F=2/PE~220-240V 50-60Hz, G=3/N/PE~415V 50-60Hz, H=3/PE~220-230V 50-60Hz, K=3/PE~380-400V 50-60Hz, L=3/PE~415V 50-60Hz, M=3/PE~440V 60Hz, P=1/N/PE~220-230V 50-60Hz, R=2/PE~220-240V 50-60Hz, U=1/N/PE~240V 50-60Hz, V=3/PE~240V 50-60Hz, W=1/N/PE~100-110V 50-60Hz



07_001_e

Spare parts

ID	P-code	SN from	SN to	Mod.	Acces.	Volt	Description
Module:Time relay							
7200	3006226		-	e,uw		A	Time relay 24V
7200	3006226		-	e,uw		A	Time relay 24V
7205	3006068		-	e,uw		A	MC9 auxiliary contact 1NO-1NC
7205	3002057		-	e,uw		A	MC9 auxiliary contact 2NO
7205	3002052		-	e,uw		A	MC9 auxiliary contact 2NC

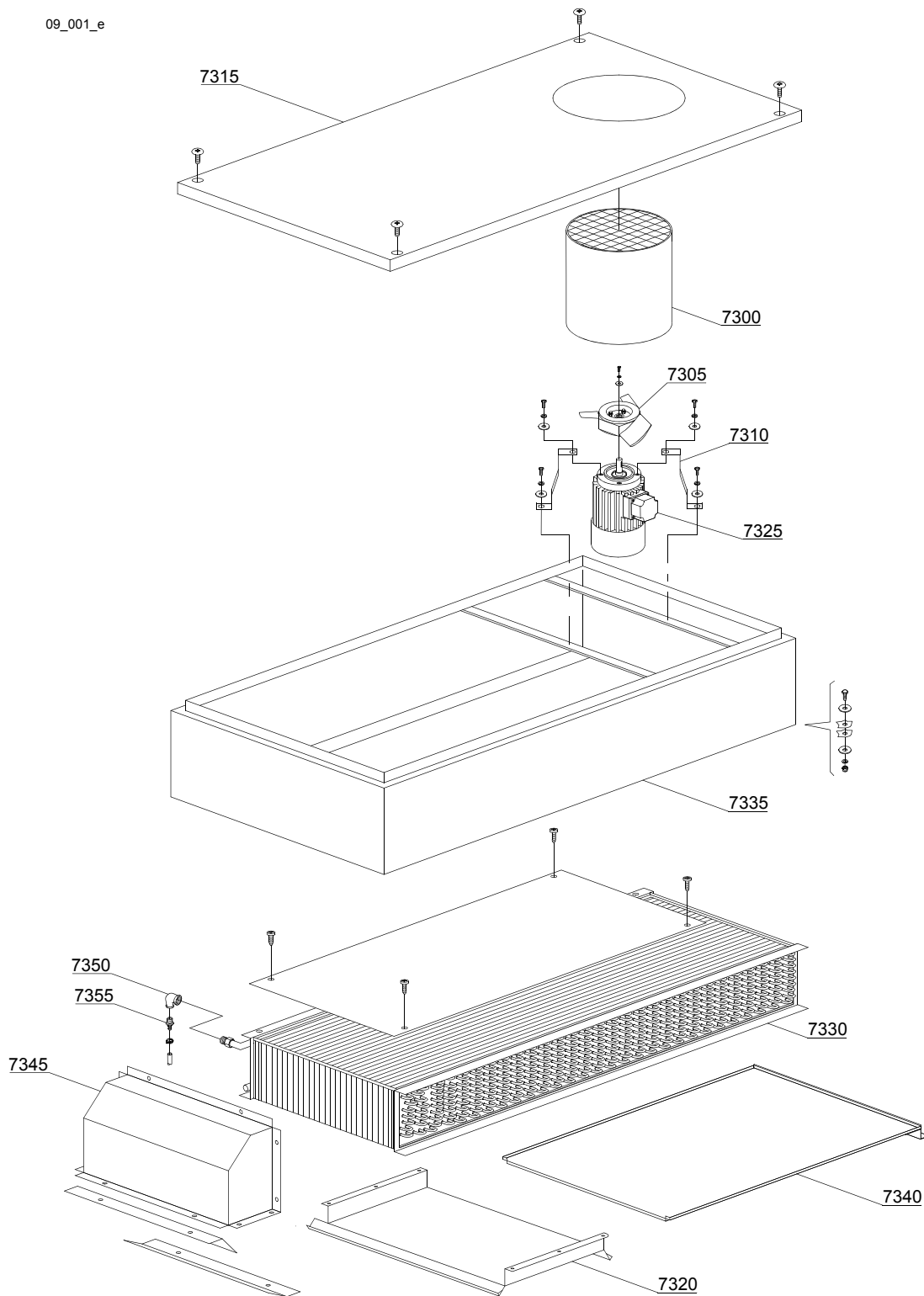
e=ELECTRONICAL SWITCHES, uw=LOWER AND UPPER WASHER

87=87

hr=HEAT RECOVERY - TR98, hp=HEAT PUMP - TR99, sc9=STEAM CONDENSER - LC 91, csa=CONVEYOR SPEED ADJUSTING - LC 101, d9=DRYER - LC 90, cw=ADDITIONAL BOILER FOR COLD WATER SUPPLY, dvgw=DVGW VALVE SYSTEM, szc8=SPLASH ZONE WITH CILINDER - LC 84, ti=TANK INSULATION, ds=DOUBLE SKIN, bp=BOOSTER PUMP, sdn3=DISPENSER SYSTEM SDN-3

A=3/N/PE~380-400V 50-60Hz, D=3/PE~200-210V 50-60Hz, F=2/PE~220-240V 50-60Hz, G=3/N/PE~415V 50-60Hz, H=3/PE~220-230V 50-60Hz, K=3/PE~380-400V 50-60Hz, L=3/PE~415V 50-60Hz, M=3/PE~440V 60Hz, P=1/N/PE~220-230V 50-60Hz, R=2/PE~220-240V 50-60Hz, U=1/N/PE~240V 50-60Hz, V=3/PE~240V 50-60Hz, W=1/N/PE~100-110V 50-60Hz

09_001_e



Spare parts

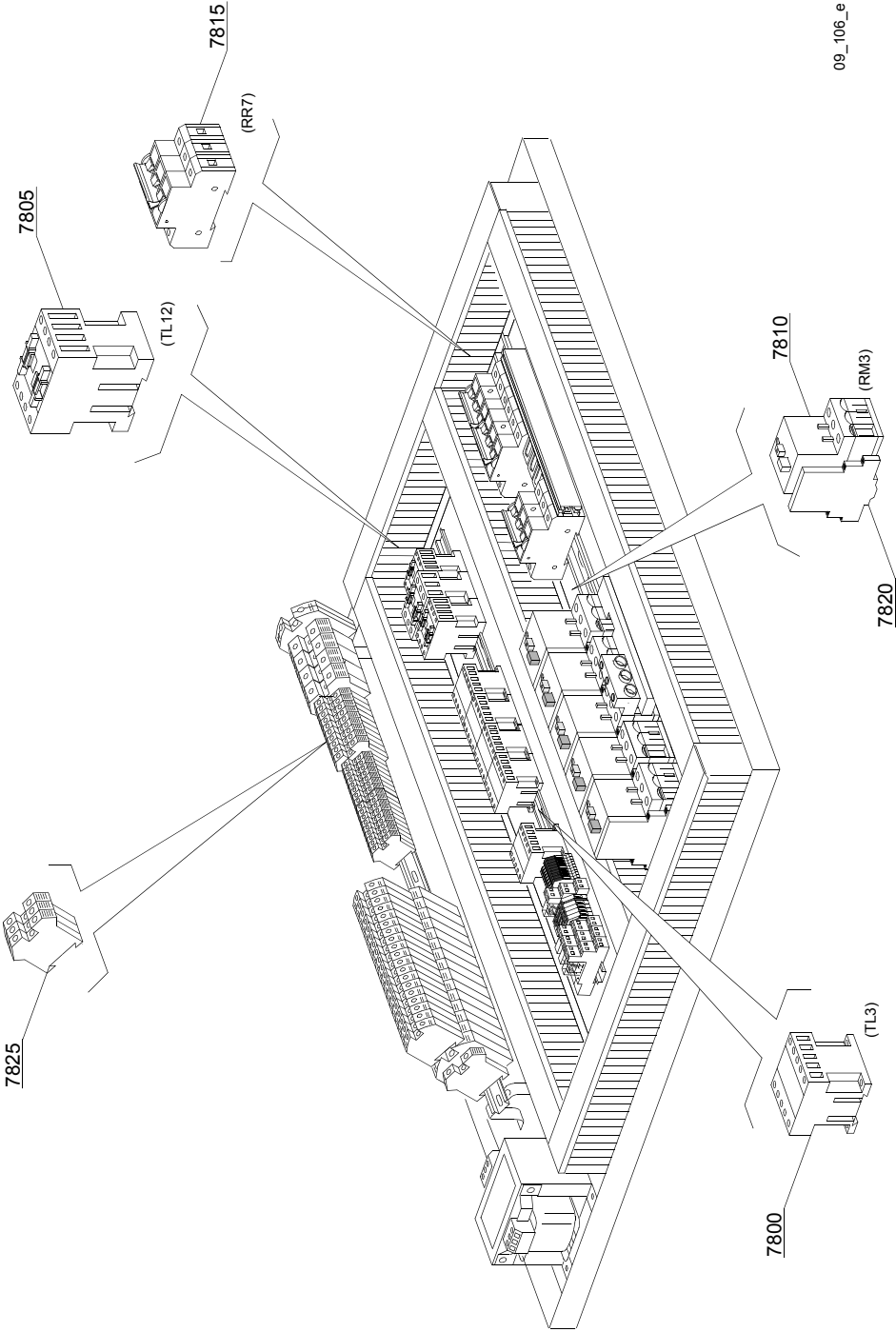
ID	P-code	SN from	SN to	Mod.	Acces.	Volt	Description
Module:Heat recovery TR98 / F26 - part 1							
7300	3009499		-	e,uw			Chimney
7305	3000125		-	e,uw			Impeller fan
7310	3009106		-	e,uw			Motor holder
7315	3009318		-	e,uw			Cover TR98
7320	3009090		-	e,uw			Suction group
7325	3000120		-	e,uw		A	Motor - 0,18KW 4P 230/400V 50HZ
7330	3000151		-	e,uw			Heating recovery battery
7335	3009498		-	e,uw			Complete body
7340	3009501		-	e,uw			Tray
7345	3009500		-	e,uw			Cope
7350	3002138		-	e,uw			Elbow
7355	12023		-	e,uw			Hose holder

e=ELECTRONICAL SWITCHES, uw=LOWER AND UPPER WASHER

87=87

hr=HEAT RECOVERY - TR98, hp=HEAT PUMP - TR99, sc9=STEAM CONDENSER - LC 91, csa=CONVEYOR SPEED ADJUSTING - LC 101, d9=DRYER - LC 90, cw=ADDITIONAL BOILER FOR COLD WATER SUPPLY, dvgw=DVGW VALVE SYSTEM, szc8=SPLASH ZONE WITH CILINDER - LC 84, ti=TANK INSULATION, ds=DOUBLE SKIN, bp=BOOSTER PUMP, sdn3=DISPENSER SYSTEM SDN-3

A=3/N/PE~380-400V 50-60Hz, D=3/PE~200-210V 50-60Hz, F=2/PE~220-240V 50-60Hz, G=3/N/PE~415V 50-60Hz, H=3/PE~220-230V 50-60Hz, K=3/PE~380-400V 50-60Hz, L=3/PE~415V 50-60Hz, M=3/PE~440V 60Hz, P=1/N/PE~220-230V 50-60Hz, R=2/PE~220-240V 50-60Hz, U=1/N/PE~240V 50-60Hz, V=3/PE~240V 50-60Hz, W=1/N/PE~100-110V 50-60Hz



Spare parts

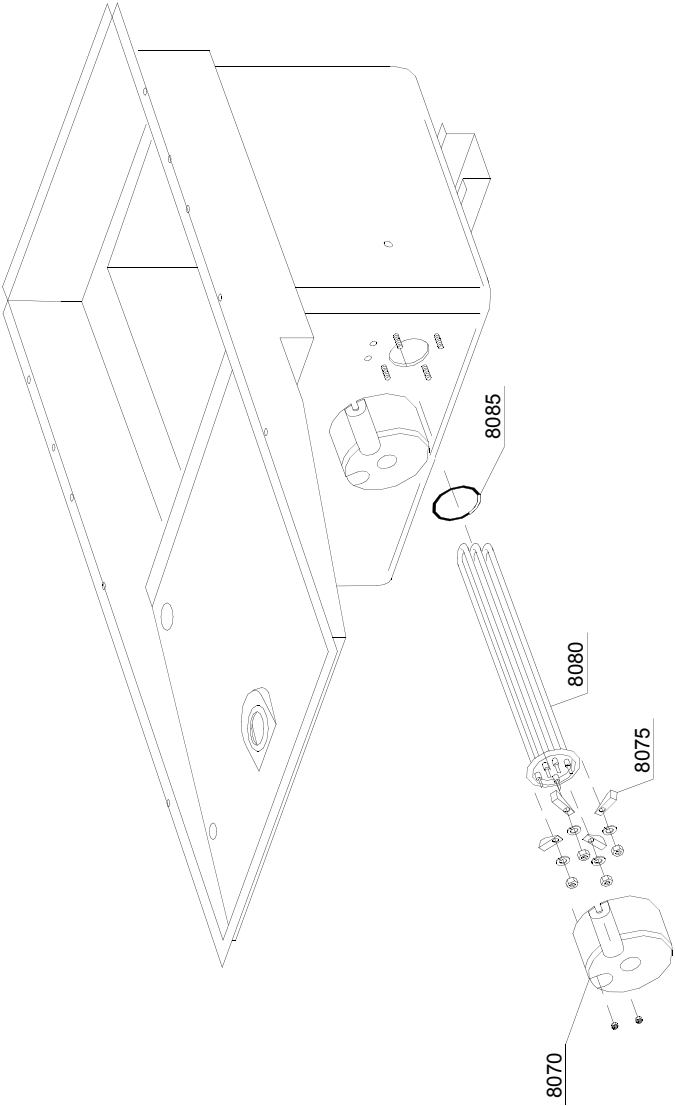
ID	P-code	SN from	SN to	Mod.	Acces.	Volt	Description
Module:Heat recovery TR98 / F26 - part 2							
7800	2000370		-	e,uw		A	Contactora MC9
7805	2000380		-	e,uw		A	Contactora BF12 (heating element < 9 kW)
7805	2000385		-	e,uw		A	Contactora BF20 (heating element > 9 kW)
7810	2000390		-	e,uw		A	Motorprotector 1 - 1.6A
7815	2000403		-	e,uw		A	Automatic fuse C20 (heating element < 9kW)
7815	2000404		-	e,uw		A	Automatic fuse C25 (heating element > 9kW)
7820	3006080		-	e,uw		A	Auxiliary contact LMS25
7825	10300403		-	e,uw		A	Clamp 6 mm ²

e=ELECTRONICAL SWITCHES, uw=LOWER AND UPPER WASHER

87=87

hr=HEAT RECOVERY - TR98, hp=HEAT PUMP - TR99, sc9=STEAM CONDENSER - LC 91, csa=CONVEYOR SPEED ADJUSTING - LC 101, d9=DRYER - LC 90, cw=ADDITIONAL BOILER FOR COLD WATER SUPPLY, dvgw=DVGW VALVE SYSTEM, szc8=SPLASH ZONE WITH CILINDER - LC 84, ti=TANK INSULATION, ds=DOUBLE SKIN, bp=BOOSTER PUMP, sdn3=DISPENSER SYSTEM SDN-3

A=3/N/PE~380-400V 50-60Hz, D=3/PE~200-210V 50-60Hz, F=2/PE~220-240V 50-60Hz, G=3/N/PE~415V 50-60Hz, H=3/PE~220-230V 50-60Hz, K=3/PE~380-400V 50-60Hz, L=3/PE~415V 50-60Hz, M=3/PE~440V 60Hz, P=1/N/PE~220-230V 50-60Hz, R=2/PE~220-240V 50-60Hz, U=1/N/PE~240V 50-60Hz, V=3/PE~240V 50-60Hz, W=1/N/PE~100-110V 50-60Hz



09_200_e

Spare parts

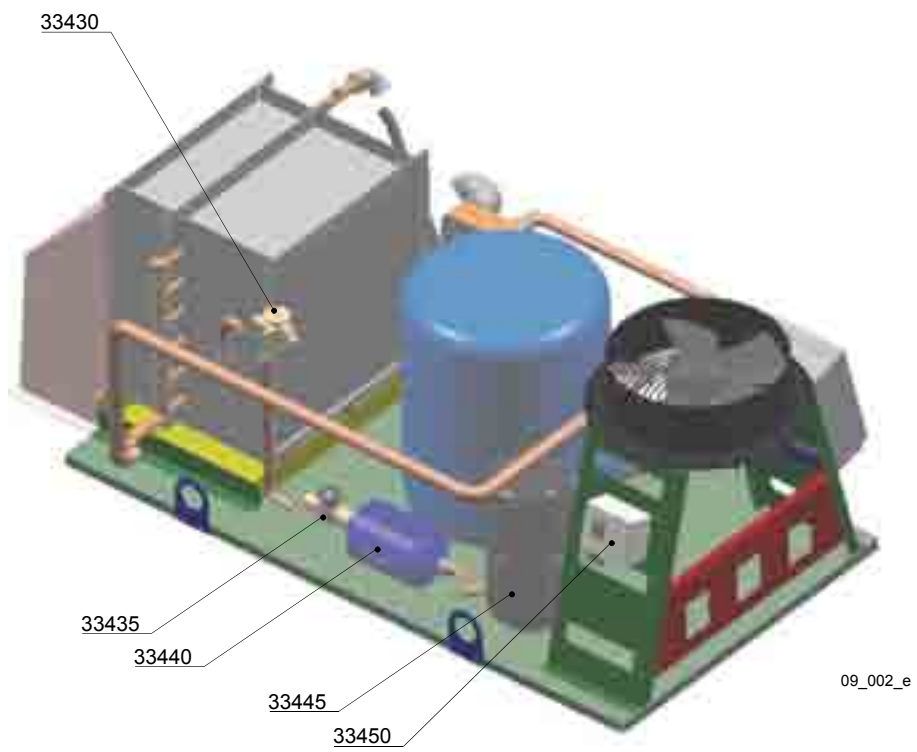
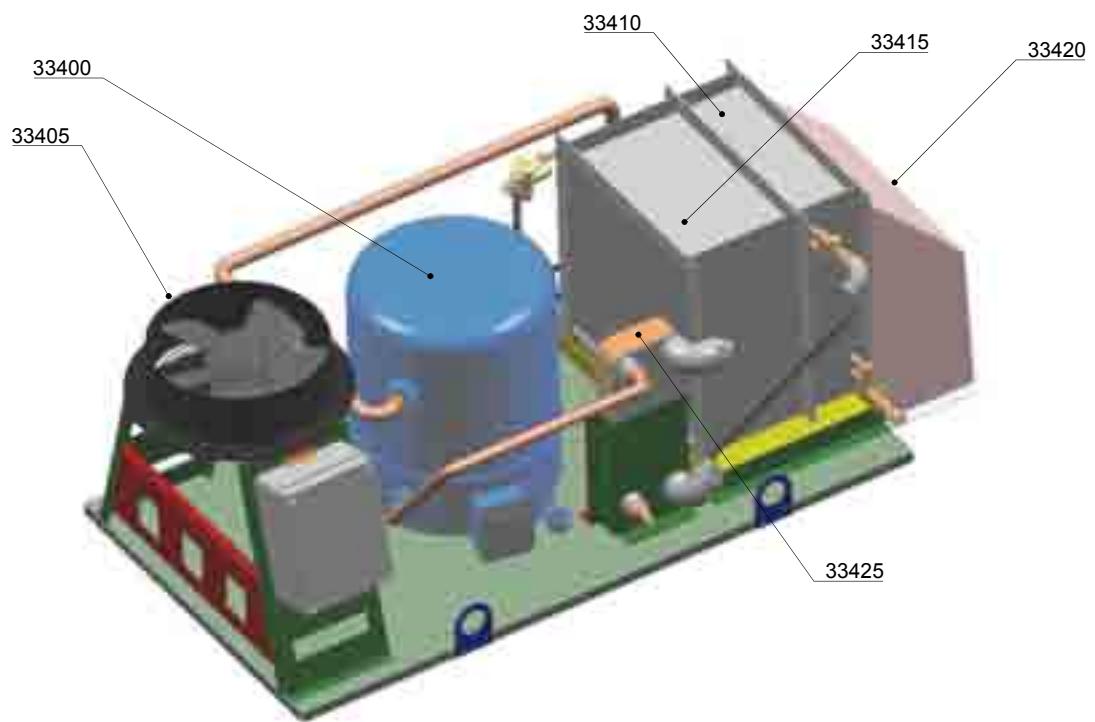
ID	P-code	SN from	SN to	Mod.	Acces.	Volt	Description
Module:Heat recovery TR98 / F26 - part 3							
8070	75311		-	e,uw			Heating element cover
8075	16045		-	e,uw			Heating element support Ø6.3
8080	30001010		-	e,uw			Heating element 6kW
8080	30001011		-	e,uw			Heating element 9kW
8080	30001011/A		-	e,uw			Heating element 12kW
8080	30001011/B		-	e,uw			Heating element 14kW
8085	13015		-	e,uw			O-ring 160 (6225)

e=ELECTRONICAL SWITCHES, uw=LOWER AND UPPER WASHER

87=87

hr=HEAT RECOVERY - TR98, hp=HEAT PUMP - TR99, sc9=STEAM CONDENSER - LC 91, csa=CONVEYOR SPEED ADJUSTING - LC 101, d9=DRYER - LC 90, cw=ADDITIONAL BOILER FOR COLD WATER SUPPLY, dvgw=DVGW VALVE SYSTEM, szc8=SPLASH ZONE WITH CILINDER - LC 84, ti=TANK INSULATION, ds=DOUBLE SKIN, bp=BOOSTER PUMP, sdn3=DISPENSER SYSTEM SDN-3

A=3/N/PE~380-400V 50-60Hz, D=3/PE~200-210V 50-60Hz, F=2/PE~220-240V 50-60Hz, G=3/N/PE~415V 50-60Hz, H=3/PE~220-230V 50-60Hz, K=3/PE~380-400V 50-60Hz, L=3/PE~415V 50-60Hz, M=3/PE~440V 60Hz, P=1/N/PE~220-230V 50-60Hz, R=2/PE~220-240V 50-60Hz, U=1/N/PE~240V 50-60Hz, V=3/PE~240V 50-60Hz, W=1/N/PE~100-110V 50-60Hz



09_002_e

Spare parts


ID	P-code	SN from	SN to	Mod.	Acces.	Volt	Description
Module:Heat pump TR99 / F26PC - part 1							
33400	3000310/B		-	e,uw			4 kW Compressor
33405	xxxx		-	e,uw			Impeller fan
33410	xxxx		-	e,uw			Heating recovery battery
33415	xxxx		-	e,uw			Evaporator
33420	xxxx		-	e,uw			Cap for steam collection
33425	xxxx		-	e,uw			Plate condenser
33430	xxxx		-	e,uw			Lamination valve
33435	3000310/H		-	e,uw			Inspection slide
33440	3000310/G		-	e,uw			Filter
33445	xxxx		-	e,uw			Expansion tank
33450	xxxx		-	e,uw			Differential pressure switch

e=ELECTRONICAL SWITCHES, uw=LOWER AND UPPER WASHER

87=87

hr=HEAT RECOVERY - TR98, hp=HEAT PUMP - TR99, sc9=STEAM CONDENSER - LC 91, csa=CONVEYOR SPEED ADJUSTING - LC 101, d9=DRYER - LC 90, cw=ADDITIONAL BOILER FOR COLD WATER SUPPLY, dvgw=DVGW VALVE SYSTEM, szc8=SPLASH ZONE WITH CILINDER - LC 84, ti=TANK INSULATION, ds=DOUBLE SKIN, bp=BOOSTER PUMP, sdn3=DISPENSER SYSTEM SDN-3

A=3/N/PE~380-400V 50-60Hz, D=3/PE~200-210V 50-60Hz, F=2/PE~220-240V 50-60Hz, G=3/N/PE~415V 50-60Hz, H=3/PE~220-230V 50-60Hz, K=3/PE~380-400V 50-60Hz, L=3/PE~415V 50-60Hz, M=3/PE~440V 60Hz, P=1/N/PE~220-230V 50-60Hz, R=2/PE~220-240V 50-60Hz, U=1/N/PE~240V 50-60Hz, V=3/PE~240V 50-60Hz, W=1/N/PE~100-110V 50-60Hz



09_002ae

Spare parts

ID	P-code	SN from	SN to	Mod.	Acces.	Volt	Description
Module:Heat pump TR99/1 - F26PC1 - part 1							
33400	3000310/B		-	e,uw			4 kW Compressor
33405	3000310/A		-	e,uw			Impeller fan
33410	3000310/F		-	e,uw			Heating recovery battery
33415	3000310/E		-	e,uw			GAS battery
33420	3000310/H		-	e,uw			Inspection slide
33425	3000310/G		-	e,uw			Filter

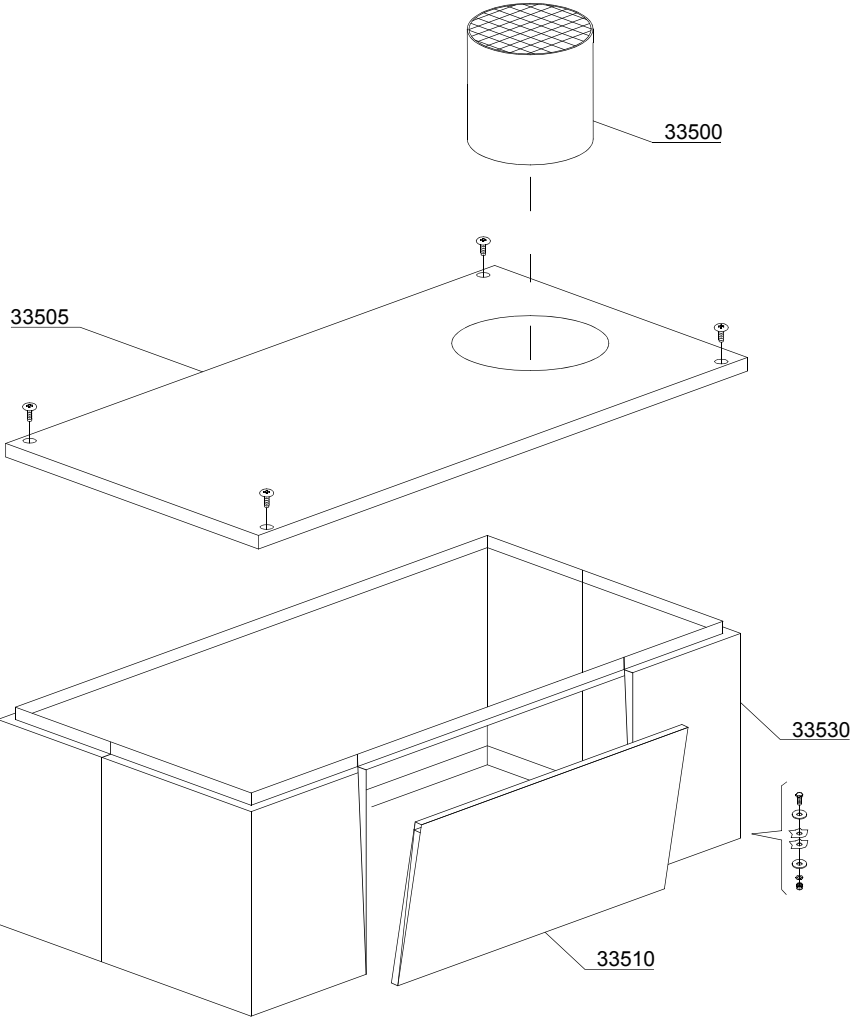
e=ELECTRONICAL SWITCHES, uw=LOWER AND UPPER WASHER

87=87

hr=HEAT RECOVERY - TR98, hp=HEAT PUMP - TR99, sc9=STEAM CONDENSER - LC 91, csa=CONVEYOR SPEED ADJUSTING - LC 101, d9=DRYER - LC 90, cw=ADDITIONAL BOILER FOR COLD WATER SUPPLY, dvgw=DVGW VALVE SYSTEM, szc8=SPLASH ZONE WITH CILINDER - LC 84, ti=TANK INSULATION, ds=DOUBLE SKIN, bp=BOOSTER PUMP, sdn3=DISPENSER SYSTEM SDN-3

A=3/N/PE~380-400V 50-60Hz, D=3/PE~200-210V 50-60Hz, F=2/PE~220-240V 50-60Hz, G=3/N/PE~415V 50-60Hz, H=3/PE~220-230V 50-60Hz, K=3/PE~380-400V 50-60Hz, L=3/PE~415V 50-60Hz, M=3/PE~440V 60Hz, P=1/N/PE~220-230V 50-60Hz, R=2/PE~220-240V 50-60Hz, U=1/N/PE~240V 50-60Hz, V=3/PE~240V 50-60Hz, W=1/N/PE~100-110V 50-60Hz

09_003_e



Spare parts

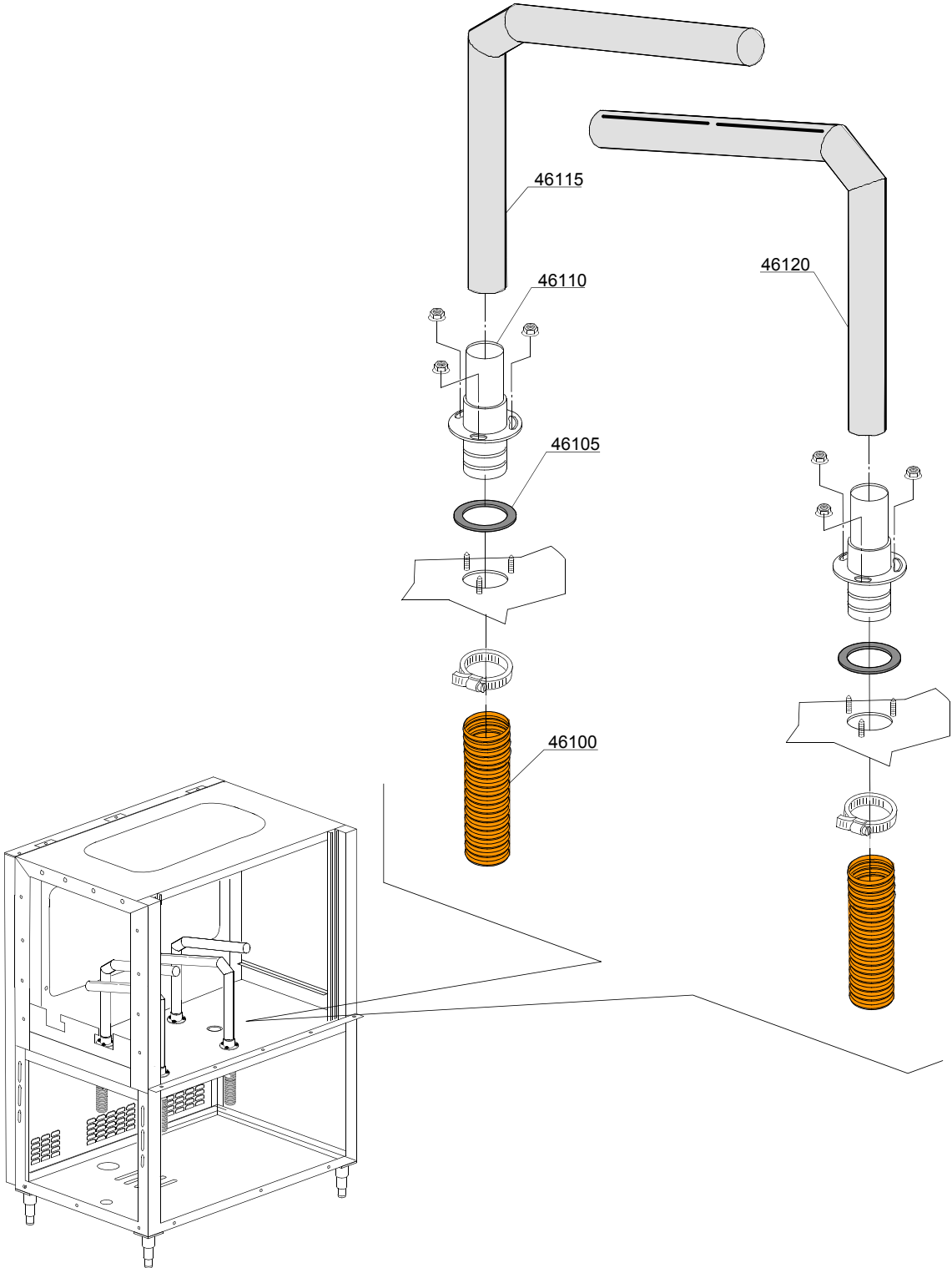
ID	P-code	SN from	SN to	Mod.	Acces.	Volt	Description
Module:Heat pump TR99 / F26PC [TR99/1 - F26PC1] - part 2							
33500	3009499		-	e,uw	hp		Chimney TR-99
33505	3060184		-	e,uw	hp		Impeller fan TR-99
33510	3060077		-	e,uw	hp		Front body TR-99
33530	3009690		-	e,uw	hp		Top assembly bodyTR-99

e=ELECTRONICAL SWITCHES, uw=LOWER AND UPPER WASHER

87=87

hr=HEAT RECOVERY - TR98, hp=HEAT PUMP - TR99, sc9=STEAM CONDENSER - LC 91, csa=CONVEYOR SPEED ADJUSTING - LC 101, d9=DRYER - LC 90, cw=ADDITIONAL BOILER FOR COLD WATER SUPPLY, dvgw=DVGW VALVE SYSTEM, szc8=SPLASH ZONE WITH CILINDER - LC 84, ti=TANK INSULATION, ds=DOUBLE SKIN, bp=BOOSTER PUMP, sdn3=DISPENSER SYSTEM SDN-3

A=3/N/PE~380-400V 50-60Hz, D=3/PE~200-210V 50-60Hz, F=2/PE~220-240V 50-60Hz, G=3/N/PE~415V 50-60Hz, H=3/PE~220-230V 50-60Hz, K=3/PE~380-400V 50-60Hz, L=3/PE~415V 50-60Hz, M=3/PE~440V 60Hz, P=1/N/PE~220-230V 50-60Hz, R=2/PE~220-240V 50-60Hz, U=1/N/PE~240V 50-60Hz, V=3/PE~240V 50-60Hz, W=1/N/PE~100-110V 50-60Hz



12_103_e

Spare parts

ID	P-code	SN from	SN to	Mod.	Acces.	Volt	Description
Module:Dryer - part 1							
46100	3000312		-	e,uw			Tube for turbine (Ø 41)
46105	3060252		-	e,uw			Gasket
46110	3062036		-	e,uw			Graft blowing tube
46115	3062035		-	e,uw			Back blowing upper tube
46120	3062034		-	e,uw			Front blowing inferior tube

e=ELECTRONICAL SWITCHES, uw=LOWER AND UPPER WASHER

87=87

hr=HEAT RECOVERY - TR98, hp=HEAT PUMP - TR99, sc9=STEAM CONDENSER - LC 91, csa=CONVEYOR SPEED ADJUSTING - LC 101, d9=DRYER - LC 90, cw=ADDITIONAL BOILER FOR COLD WATER SUPPLY, dvgw=DVGW VALVE SYSTEM, szc8=SPLASH ZONE WITH CILINDER - LC 84, ti=TANK INSULATION, ds=DOUBLE SKIN, bp=BOOSTER PUMP, sdn3=DISPENSER SYSTEM SDN-3

A=3/N/PE~380-400V 50-60Hz, D=3/PE~200-210V 50-60Hz, F=2/PE~220-240V 50-60Hz, G=3/N/PE~415V 50-60Hz, H=3/PE~220-230V 50-60Hz, K=3/PE~380-400V 50-60Hz, L=3/PE~415V 50-60Hz, M=3/PE~440V 60Hz, P=1/N/PE~220-230V 50-60Hz, R=2/PE~220-240V 50-60Hz, U=1/N/PE~240V 50-60Hz, V=3/PE~240V 50-60Hz, W=1/N/PE~100-110V 50-60Hz

Spare parts

ID	P-code	SN from	SN to	Mod.	Acces.	Volt	Description
Module: Dryer - part 2							
46130	3000309		-	e,uw			MEDIO JET turbo-blowers (3-kW 230/400V 50Hz)
46135	3003968		-	e,uw			Cartridge filter turbo-blowers
46140	xxxx		-	e,uw			Pipe connection "radio " Ø60x120mm
46145	3060034		-	e,uw			2 ways derivations (Ø 40-40-60) turbo-blowers
46150	3000312		-	e,uw			Tube for turbine (Ø 41)

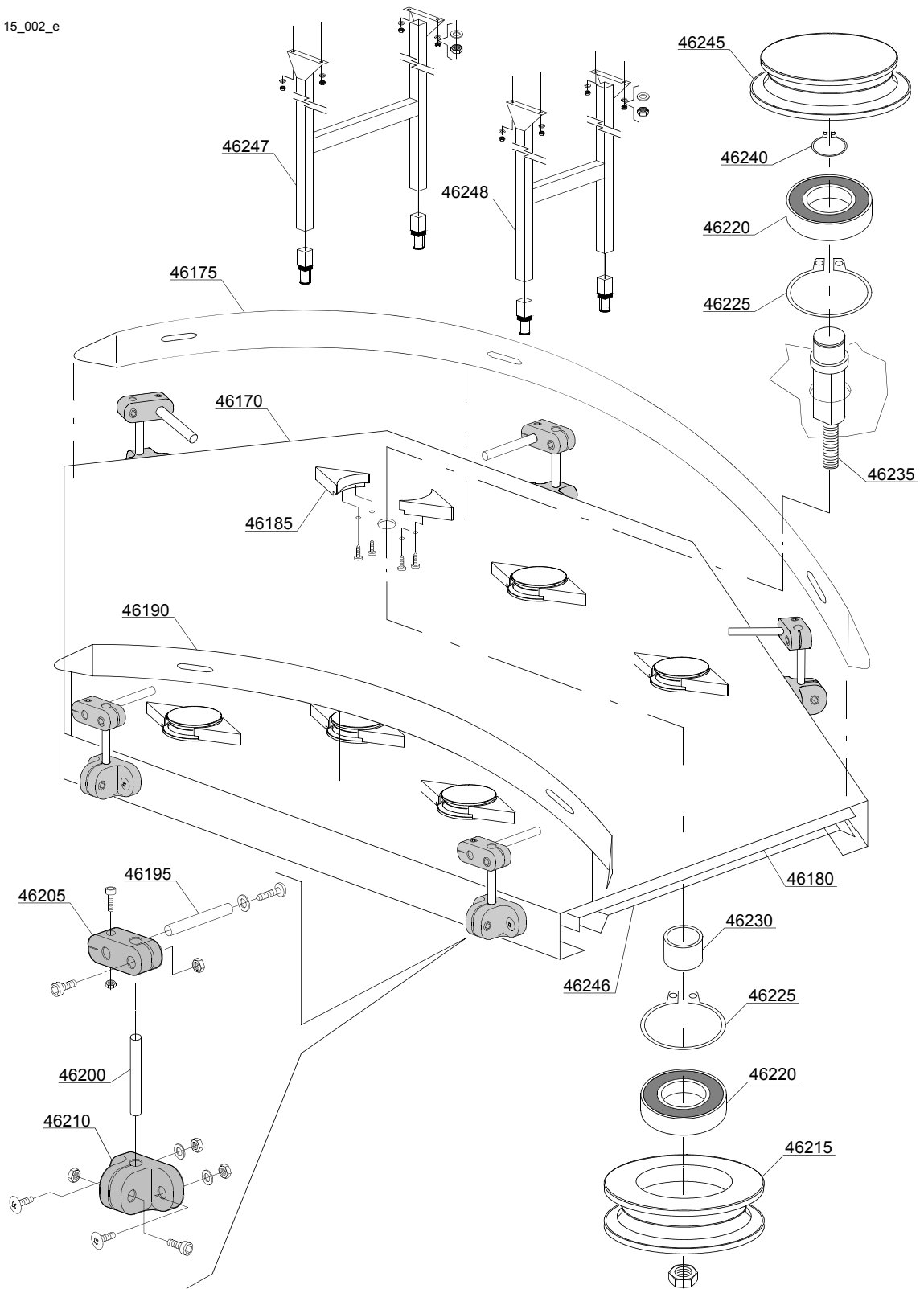
e=ELECTRONICAL SWITCHES, uw=LOWER AND UPPER WASHER

87=87

hr=HEAT RECOVERY - TR98, hp=HEAT PUMP - TR99, sc9=STEAM CONDENSER - LC 91, csa=CONVEYOR SPEED ADJUSTING - LC 101, d9=DRYER - LC 90, cw=ADDITIONAL BOILER FOR COLD WATER SUPPLY, dvgw=DVGW VALVE SYSTEM, szc8=SPLASH ZONE WITH CILINDER - LC 84, ti=TANK INSULATION, ds=DOUBLE SKIN, bp=BOOSTER PUMP, sdn3=DISPENSER SYSTEM SDN-3

A=3/N/PE~380-400V 50-60Hz, D=3/PE~200-210V 50-60Hz, F=2/PE~220-240V 50-60Hz, G=3/N/PE~415V 50-60Hz, H=3/PE~220-230V 50-60Hz, K=3/PE~380-400V 50-60Hz, L=3/PE~415V 50-60Hz, M=3/PE~440V 60Hz, P=1/N/PE~220-230V 50-60Hz, R=2/PE~220-240V 50-60Hz, U=1/N/PE~240V 50-60Hz, V=3/PE~240V 50-60Hz, W=1/N/PE~100-110V 50-60Hz

15_002_e



Spare parts

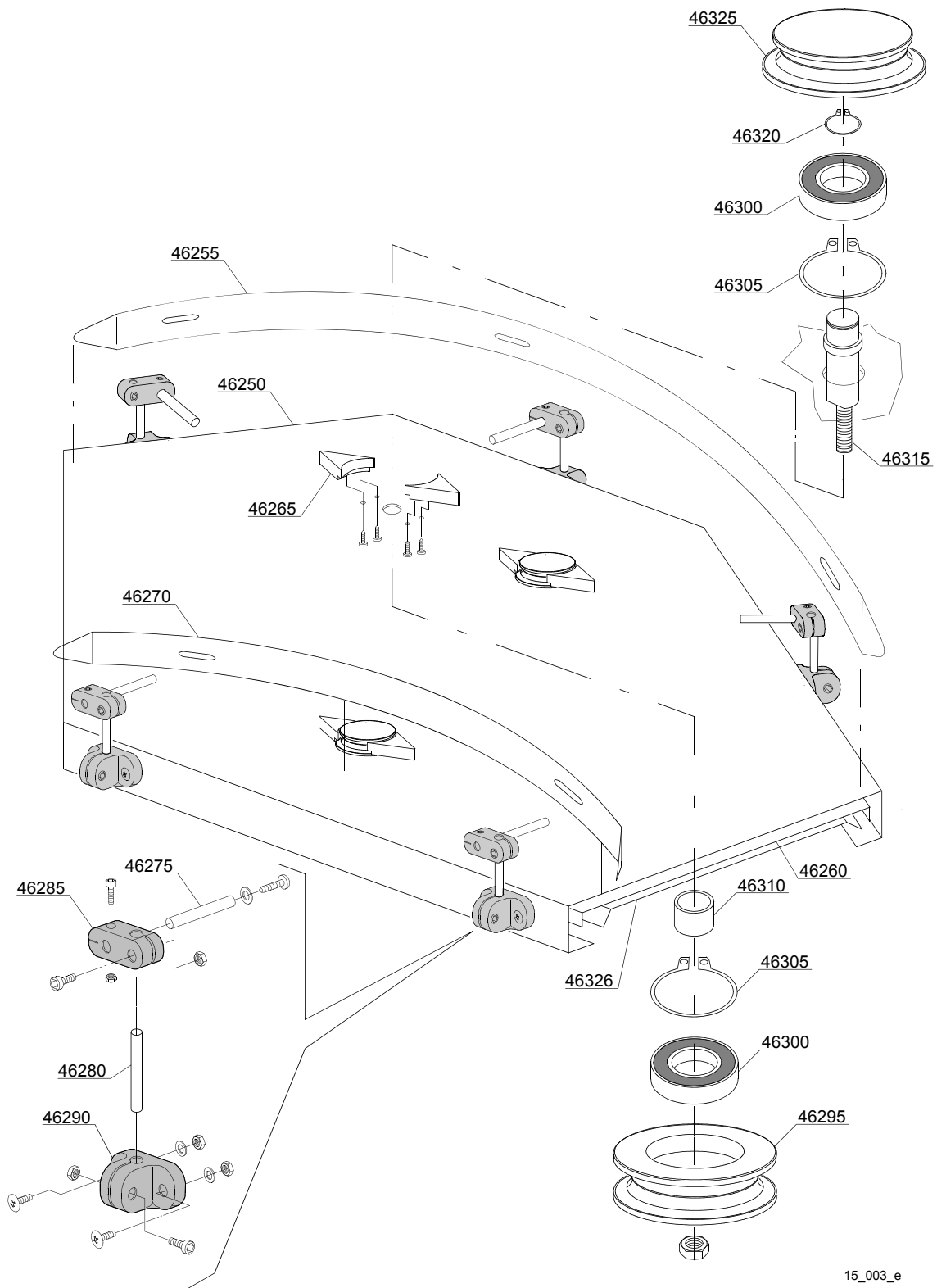
ID	P-code	SN from	SN to	Mod.	Acces.	Volt	Description
Module:Curve 90°							
46170	3061069		-	e,uw			Curves base 90°
46175	3061060		-	e,uw			Curves 90° external lateral guide
46180	3061062		-	e,uw			Curves 90° reinforcement
46185	3061027		-	e,uw			Curves seam protection
46190	3061061		-	e,uw			Curves 90° internal lateral guide
46195	3061026		-	e,uw			Pin support
46200	3061026		-	e,uw			Pin support
46205	3061037		-	e,uw			Ø 10 Cross buckle
46210	3061036		-	e,uw			Ø 10 "T" buckle
46215	3061006		-	e,uw			Inferior pulley
46220	2000052		-	e,uw			Inox bearing 6003 35x17x10
46225	3061004		-	e,uw			Ø 35 UNI7437-35 inox seger
46230	3061025		-	e,uw			Bush for curve
46235	3061009		-	e,uw			Pulley shaft
46240	3061003		-	e,uw			Ø 17 UNI7435-17 Inox seger
46245	3061007		-	e,uw			Superior pulley
46246	3061063		-	e,uw			90° Curves protection
46247	3061079		-	e,uw			Inox legs curves 90°
46248	3061057		-	e,uw			Inox legs

e=ELECTRONICAL SWITCHES, uw=LOWER AND UPPER WASHER

87=87

hr=HEAT RECOVERY - TR98, hp=HEAT PUMP - TR99, sc9=STEAM CONDENSER - LC 91, csa=CONVEYOR SPEED ADJUSTING - LC 101, d9=DRYER - LC 90, cw=ADDITIONAL BOILER FOR COLD WATER SUPPLY, dvgw=DVGW VALVE SYSTEM, szc8=SPLASH ZONE WITH CILINDER - LC 84, ti=TANK INSULATION, ds=DOUBLE SKIN, bp=BOOSTER PUMP, sdn3=DISPENSER SYSTEM SDN-3

A=3/N/PE~380-400V 50-60Hz, D=3/PE~200-210V 50-60Hz, F=2/PE~220-240V 50-60Hz, G=3/N/PE~415V 50-60Hz, H=3/PE~220-230V 50-60Hz, K=3/PE~380-400V 50-60Hz, L=3/PE~415V 50-60Hz, M=3/PE~440V 60Hz, P=1/N/PE~220-230V 50-60Hz, R=2/PE~220-240V 50-60Hz, U=1/N/PE~240V 50-60Hz, V=3/PE~240V 50-60Hz, W=1/N/PE~100-110V 50-60Hz



15_003_e

Spare parts

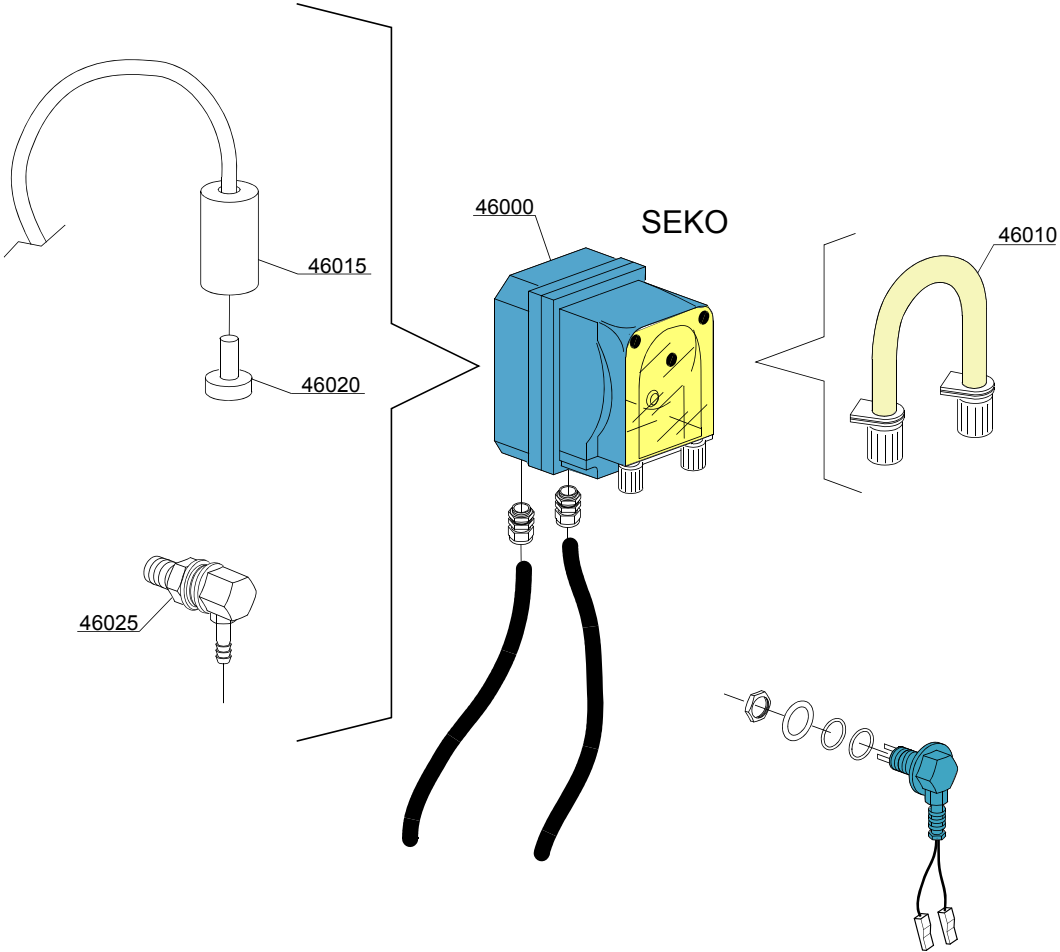
ID	P-code	SN from	SN to	Mod.	Acces.	Volt	Description
Module: Curve 45°							
46250	3061064		-	e,uw			Curves base 45°
46255	3061065		-	e,uw			Curves 45° external lateral guide
46260	3061067		-	e,uw			Curves 45° reinforcement
46265	3061027		-	e,uw			Curves seam protection
46270	3061066		-	e,uw			Curves 45° internal lateral guide
46275	3061026		-	e,uw			Pin support
46280	3061026		-	e,uw			Pin support
46285	3061037		-	e,uw			Ø 10 Cross buckle
46290	3061036		-	e,uw			Ø 10 "T" buckle
46295	3061006		-	e,uw			Inferior pulley
46300	2000053		-	e,uw			Inox bearing 6005 47x25x12
46305	3061004		-	e,uw			Ø 35 UNI7437-35 inox seger
46310	3061025		-	e,uw			Bush for curve
46315	3061009		-	e,uw			Pulley shaft
46320	3061003		-	e,uw			Ø 17 UNI7435-17 Inox seger
46325	3061007		-	e,uw			Superior pulley
46326	3061068		-	e,uw			45° Curves protection

e=ELECTRONICAL SWITCHES, uw=LOWER AND UPPER WASHER

87=87

hr=HEAT RECOVERY - TR98, hp=HEAT PUMP - TR99, sc9=STEAM CONDENSER - LC 91, csa=CONVEYOR SPEED ADJUSTING - LC 101, d9=DRYER - LC 90, cw=ADDITIONAL BOILER FOR COLD WATER SUPPLY, dvgw=DVGW VALVE SYSTEM, szc8=SPLASH ZONE WITH CILINDER - LC 84, ti=TANK INSULATION, ds=DOUBLE SKIN, bp=BOOSTER PUMP, sdn3=DISPENSER SYSTEM SDN-3

A=3/N/PE~380-400V 50-60Hz, D=3/PE~200-210V 50-60Hz, F=2/PE~220-240V 50-60Hz, G=3/N/PE~415V 50-60Hz, H=3/PE~220-230V 50-60Hz, K=3/PE~380-400V 50-60Hz, L=3/PE~415V 50-60Hz, M=3/PE~440V 60Hz, P=1/N/PE~220-230V 50-60Hz, R=2/PE~220-240V 50-60Hz, U=1/N/PE~240V 50-60Hz, V=3/PE~240V 50-60Hz, W=1/N/PE~100-110V 50-60Hz



14_004ae

Spare parts

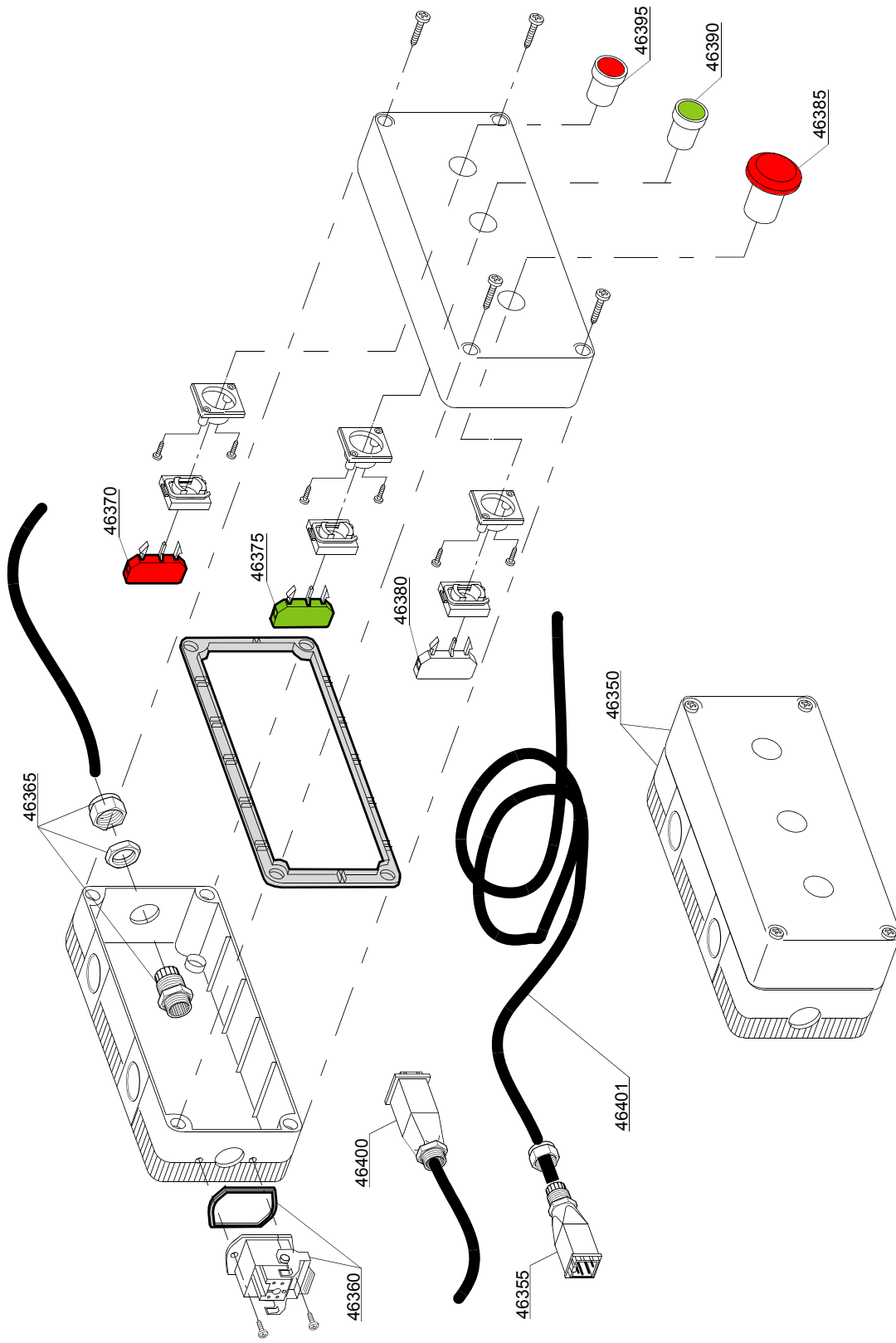
ID	P-code	SN from	SN to	Mod.	Acces.	Volt	Description
Module:Dosing detergent group							
46000	15985/S		-	uw			Seko detergent pump
46005	15158		-	uw			Ø 10 Seko thermoplastic pipe
46015	12525		-	uw			Counter weight
46020	15058		-	uw			Suction filter (minimum 3 pieces)
46025	15123		-	uw			Stell injector (minimum 3 pieces)

e=ELECTRONICAL SWITCHES, uw=LOWER AND UPPER WASHER

87=87

hr=HEAT RECOVERY - TR98, hp=HEAT PUMP - TR99, sc9=STEAM CONDENSER - LC 91, csa=CONVEYOR SPEED ADJUSTING - LC 101, d9=DRYER - LC 90, cw=ADDITIONAL BOILER FOR COLD WATER SUPPLY, dvgw=DVGW VALVE SYSTEM, szc8=SPLASH ZONE WITH CILINDER - LC 84, ti=TANK INSULATION, ds=DOUBLE SKIN, bp=BOOSTER PUMP, sdn3=DISPENSER SYSTEM SDN-3

A=3/N/PE~380-400V 50-60Hz, D=3/PE~200-210V 50-60Hz, F=2/PE~220-240V 50-60Hz, G=3/N/PE~415V 50-60Hz, H=3/PE~220-230V 50-60Hz, K=3/PE~380-400V 50-60Hz, L=3/PE~415V 50-60Hz, M=3/PE~440V 60Hz, P=1/N/PE~220-230V 50-60Hz, R=2/PE~220-240V 50-60Hz, U=1/N/PE~240V 50-60Hz, V=3/PE~240V 50-60Hz, W=1/N/PE~100-110V 50-60Hz



15_304_e

Spare parts

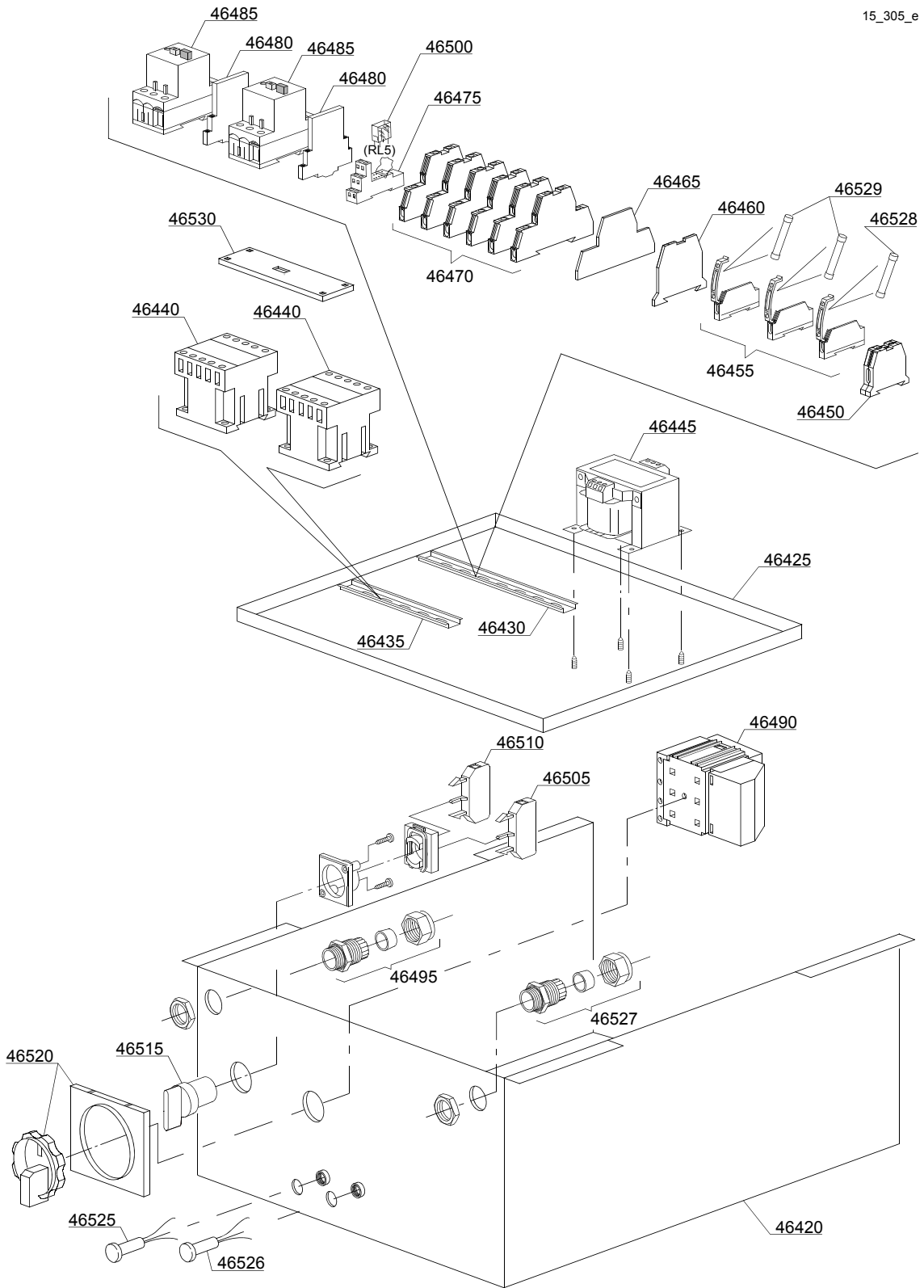
ID	P-code	SN from	SN to	Mod.	Acces.	Volt	Description
Module:Set additional control panel: electric parts							
46350	3061044		-	e,uw			Emergency box
46355	3000266		-	e,uw			"Male"connection
46360	3000267		-	e,uw			"Female"connection
46365	10300412		-	e,uw			Fairlead PG13
46370	3002056		-	e,uw			1NC contact (31A5)
46375	3002054		-	e,uw			1NA contact
46380	3002056		-	e,uw			1NC contact (31A5)
46385	3002050		-	e,uw			Emergency switch Ø 35
46390	2000284		-	e,uw			Switch start green (START)
46395	3002055		-	e,uw			Button red
46400	3061046		-	e,uw			"Male"connection
46401	3061043		-	e,uw			Cable 10x1 PVC

e=ELECTRONICAL SWITCHES, uw=LOWER AND UPPER WASHER

87=87

hr=HEAT RECOVERY - TR98, hp=HEAT PUMP - TR99, sc9=STEAM CONDENSER - LC 91, csa=CONVEYOR SPEED ADJUSTING - LC 101, d9=DRYER - LC 90, cw=ADDITIONAL BOILER FOR COLD WATER SUPPLY, dvgw=DVGW VALVE SYSTEM, szc8=SPLASH ZONE WITH CILINDER - LC 84, ti=TANK INSULATION, ds=DOUBLE SKIN, bp=BOOSTER PUMP, sdn3=DISPENSER SYSTEM SDN-3

A=3/N/PE~380-400V 50-60Hz, D=3/PE~200-210V 50-60Hz, F=2/PE~220-240V 50-60Hz, G=3/N/PE~415V 50-60Hz, H=3/PE~220-230V 50-60Hz, K=3/PE~380-400V 50-60Hz, L=3/PE~415V 50-60Hz, M=3/PE~440V 60Hz, P=1/N/PE~220-230V 50-60Hz, R=2/PE~220-240V 50-60Hz, U=1/N/PE~240V 50-60Hz, V=3/PE~240V 50-60Hz, W=1/N/PE~100-110V 50-60Hz



Spare parts

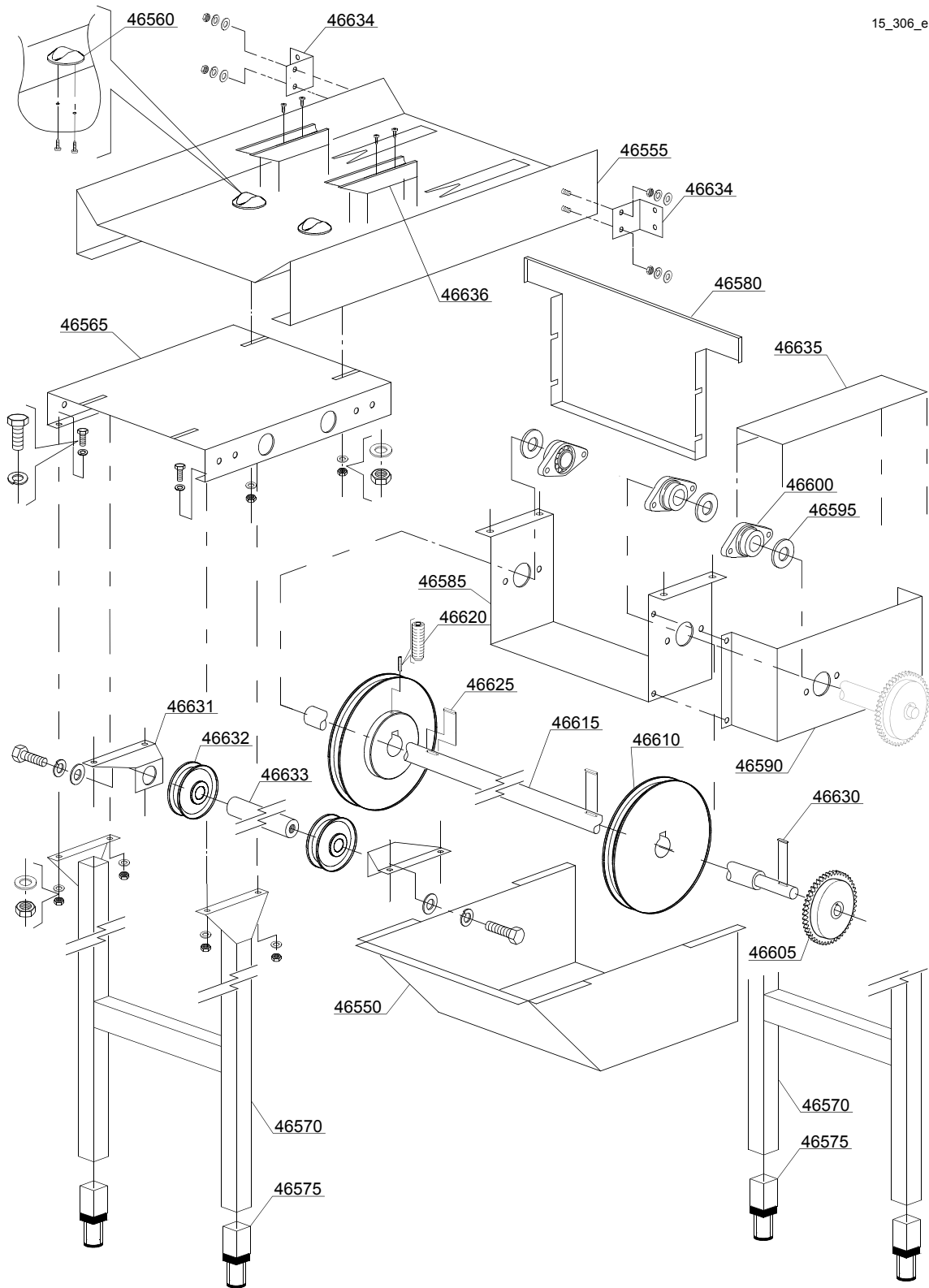
ID	P-code	SN from	SN to	Mod.	Acces.	Volt	Description
Module: Polycord motorization system: electric parts							
46420	3061056		-	e,uw			External cover for electric components
46425	3061039		-	e,uw			Electric parts panel
46430	75408		-	e,uw			DIN guide L=200mm
46435	80422		-	e,uw			DIN guide L=110mm
46440	2000370		-	e,uw			Contactora MC9 24V
46445	3006137		-	e,uw			Transformer 66Va
46450	10300401		-	e,uw			Clamp 6/8mm ² G/V
46455	3006147		-	e,uw			Clamp support fuse 5x10
46460	3006164		-	e,uw			Fuse holder covering plate
46465	3006071		-	e,uw			Clamp covering plate
46470	3006072		-	e,uw			Double clamp RKD 4PA 4mm ²
46475	3006079		-	e,uw			Base for relay
46480	3006080		-	e,uw			Contactora LMS25 1NA+1NC
46485	2000389		-	e,uw			Motor protection switch terma 0,63-1A
46490	3061041		-	e,uw			3 Poles switch
46495	10300412		-	e,uw			Plug PG29
46500	3006078		-	e,uw			Relay
46505	3002056		-	e,uw			Contactora 1NC (31A5)
46510	3002054		-	e,uw			Contactora 1NA
46515	2000311		-	e,uw			0-1 Selector (90°)
46520	3061041		-	e,uw			3 Poles switch
46525	3002066		-	e,uw			Green pilot M10 light 24V inox
46526	3002065		-	e,uw			Red pilot M10 light 24V inox
46527	3061040		-	e,uw			Fixe -cable Ø 20
46528	15161		-	e,uw			Fuse 5x20 1,6A
46529	15163		-	e,uw			Fuse 5x20 1A
46530	3006153		-	e,uw			Mechanical lock safety

e=ELECTRONICAL SWITCHES, uw=LOWER AND UPPER WASHER

87=87

hr=HEAT RECOVERY - TR98, hp=HEAT PUMP - TR99, sc9=STEAM CONDENSER - LC 91, csa=CONVEYOR SPEED ADJUSTING - LC 101, d9=DRYER - LC 90, cw=ADDITIONAL BOILER FOR COLD WATER SUPPLY, dvgw=DVGW VALVE SYSTEM, szc8=SPLASH ZONE WITH CILINDER - LC 84, ti=TANK INSULATION, ds=DOUBLE SKIN, bp=BOOSTER PUMP, sdn3=DISPENSER SYSTEM SDN-3

A=3/N/PE~380-400V 50-60Hz, D=3/PE~200-210V 50-60Hz, F=2/PE~220-240V 50-60Hz, G=3/N/PE~415V 50-60Hz, H=3/PE~220-230V 50-60Hz, K=3/PE~380-400V 50-60Hz, L=3/PE~415V 50-60Hz, M=3/PE~440V 60Hz, P=1/N/PE~220-230V 50-60Hz, R=2/PE~220-240V 50-60Hz, U=1/N/PE~240V 50-60Hz, V=3/PE~240V 50-60Hz, W=1/N/PE~100-110V 50-60Hz



Spare parts

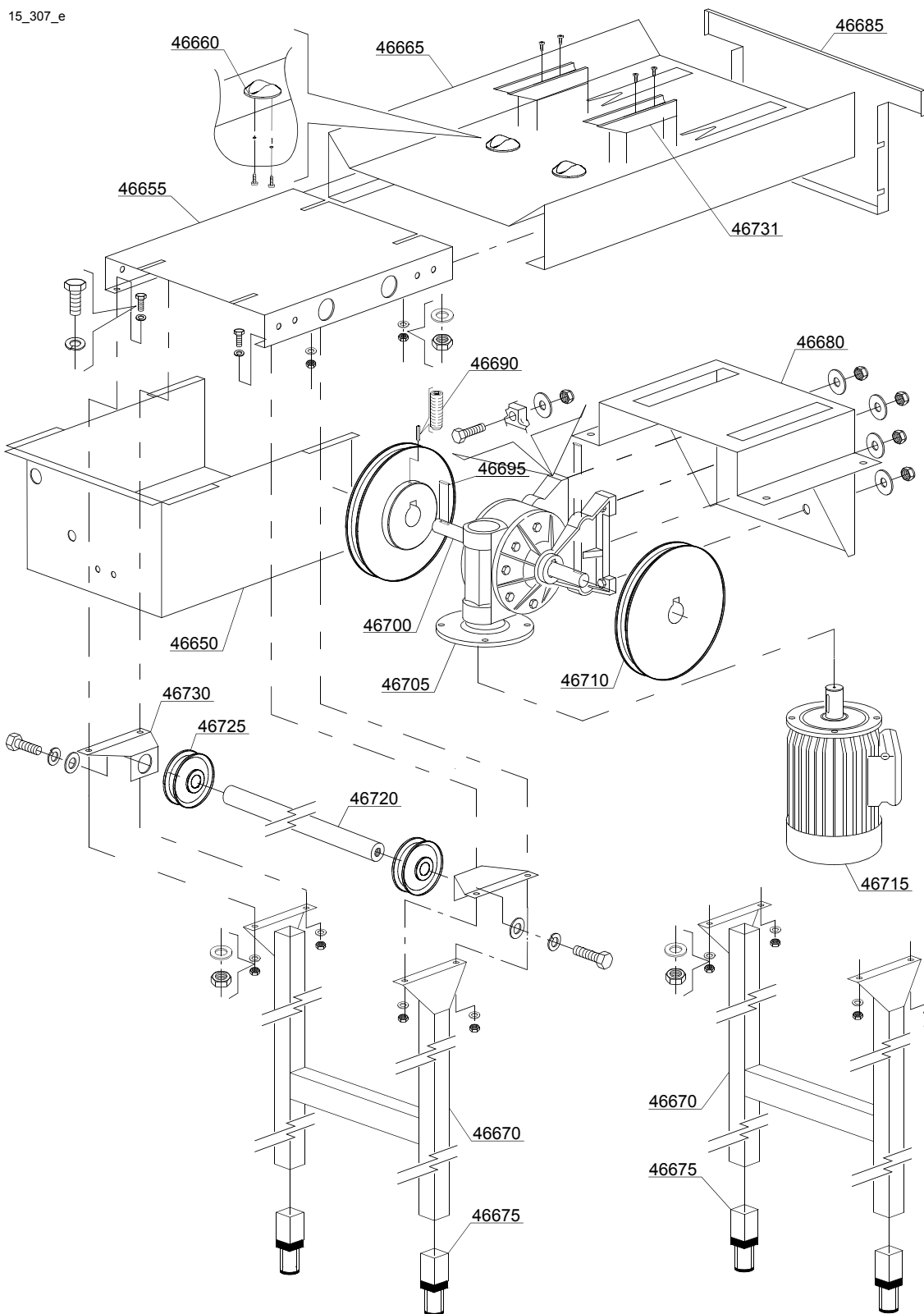
ID	P-code	SN from	SN to	Mod.	Acces.	Volt	Description
Module:connection to the tray washer: mechanic parts							
46550	3061070		-	e,uw			Protection carter for snub pulley
46555	3061053		-	e,uw			Hoking core polycord
46560	3061008		-	e,uw			Transport bush polycord
46565	3061052		-	e,uw			Unit engine platform polycord
46570	3061057		-	e,uw			Inox legs
46575	3000252		-	e,uw			Inox foot 1" 40x40x1
46580	3061054		-	e,uw			Locking panel (engine unit)
46585	3061033		-	e,uw			Main shaft support chassis polycord
46590	3061035		-	e,uw			Fixing support main polycord
46595	3003048		-	e,uw			Spacer for bearings
46600	3000260		-	e,uw			Flange support main shaft polycord
46605	3061028		-	e,uw			Pinion Z20 1/2" - 5/16" Ø 14
46610	3061014		-	e,uw			Driving pulley polycord
46615	3061012		-	e,uw			"Lenght"main shaft polycord
46620	11505		-	e,uw			Inox grub screw M6x16
46625	2001046		-	e,uw			Inox key 8x7x30
46630	3060181		-	e,uw			Inox key 5x5x25
46631	3061071		-	e,uw			Support neutral pulley Ø 70
46632	3061005		-	e,uw			Neutral pulley Ø 70
46633	3061013		-	e,uw			Belt stretcher spacer
46634	3061032		-	e,uw			Fixing support traywasher and polycord
46635	3061034		-	e,uw			Polycord cover chain
46636	3061058		-	e,uw			Pulley protection

e=ELECTRONICAL SWITCHES, uw=LOWER AND UPPER WASHER

87=87

hr=HEAT RECOVERY - TR98, hp=HEAT PUMP - TR99, sc9=STEAM CONDENSER - LC 91, csa=CONVEYOR SPEED ADJUSTING - LC 101, d9=DRYER - LC 90, cw=ADDITIONAL BOILER FOR COLD WATER SUPPLY, dvgw=DVGW VALVE SYSTEM, szc8=SPLASH ZONE WITH CILINDER - LC 84, ti=TANK INSULATION, ds=DOUBLE SKIN, bp=BOOSTER PUMP, sdn3=DISPENSER SYSTEM SDN-3

A=3/N/PE~380-400V 50-60Hz, D=3/PE~200-210V 50-60Hz, F=2/PE~220-240V 50-60Hz, G=3/N/PE~415V 50-60Hz, H=3/PE~220-230V 50-60Hz, K=3/PE~380-400V 50-60Hz, L=3/PE~415V 50-60Hz, M=3/PE~440V 60Hz, P=1/N/PE~220-230V 50-60Hz, R=2/PE~220-240V 50-60Hz, U=1/N/PE~240V 50-60Hz, V=3/PE~240V 50-60Hz, W=1/N/PE~100-110V 50-60Hz



Spare parts

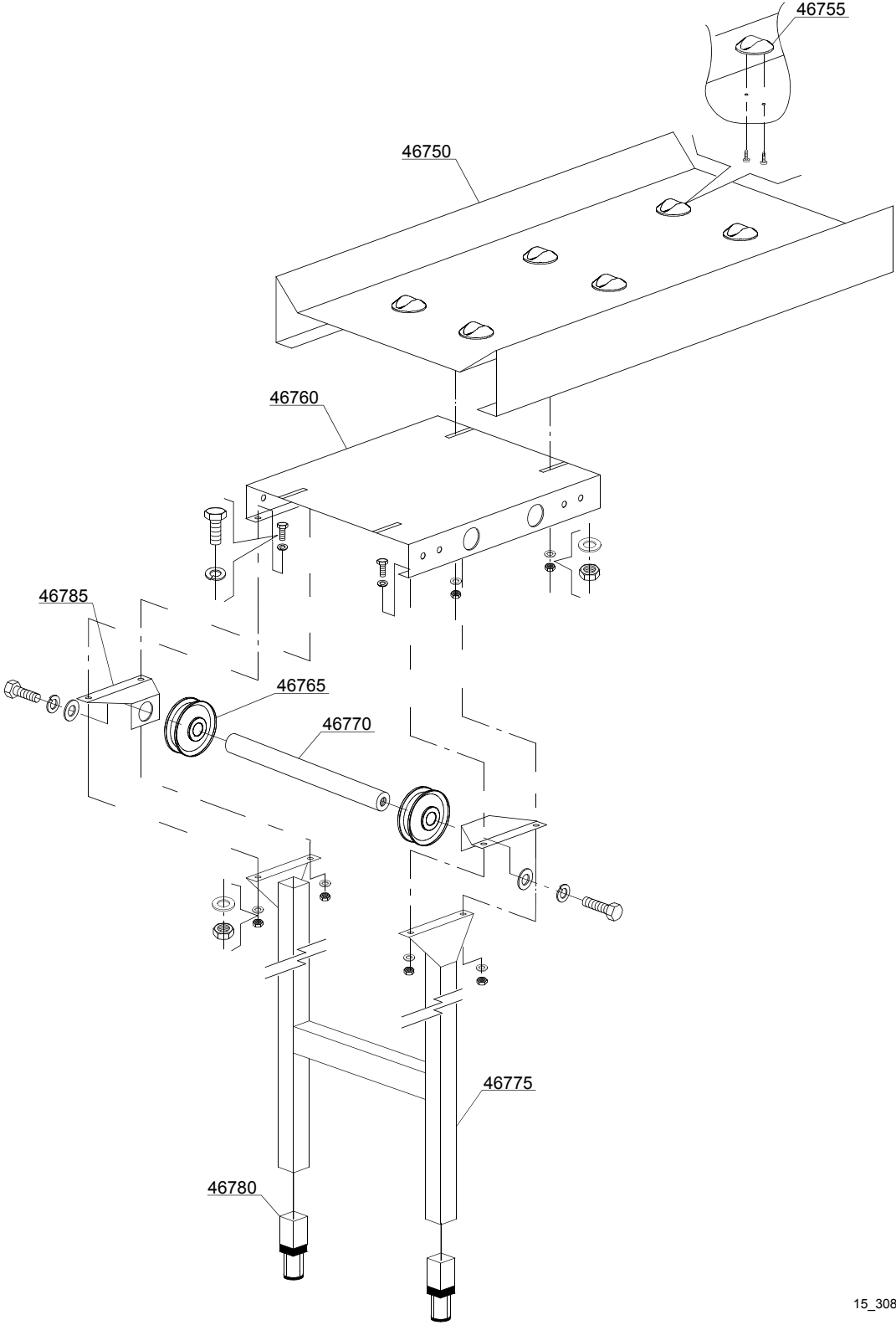
ID	P-code	SN from	SN to	Mod.	Acces.	Volt	Description
Module:Motor group: mechanic parts							
46650	3061056		-	e,uw			External cover for electric components
46655	3061052		-	e,uw			Hoking core polycord
46660	3061008		-	e,uw			Transport bush polycord
46665	3061053		-	e,uw			Unit engine platform polycord
46670	3061057		-	e,uw			Inox legs
46675	3000252		-	e,uw			Inox foot 1" 40x40x1
46680	3061055		-	e,uw			Main shaft clamp
46685	3061054		-	e,uw			Locking panel (engine unit)
46690	11505		-	e,uw			Inox grub screw M6x16
46695	2001046		-	e,uw			Inox key 8x7x30
46700	3061010		-	e,uw			"Small"main shaft polycord
46705	3000205		-	e,uw			Gear reducer motor 1:80
46705	3000200		-	e,uw			Gear reducer motor 1:60
46710	3061014		-	e,uw			Driving pulley polycord
46715	3020105		-	e,uw			Conveyor motor 4/6P "reducer" 400/415 V 50Hz
46715	3000127		-	e,uw			Conveyor motor 4/6P 400/415 V 50Hz
46720	3061013		-	e,uw			Belt stretcher spacer
46725	3061005		-	e,uw			Neutral pulley Ø 70
46730	3061071		-	e,uw			Support neutral pulley Ø 70
46731	3061058		-	e,uw			Pulley protection

e=ELECTRONICAL SWITCHES, uw=LOWER AND UPPER WASHER

87=87

hr=HEAT RECOVERY - TR98, hp=HEAT PUMP - TR99, sc9=STEAM CONDENSER - LC 91, csa=CONVEYOR SPEED ADJUSTING - LC 101, d9=DRYER - LC 90, cw=ADDITIONAL BOILER FOR COLD WATER SUPPLY, dvgw=DVGW VALVE SYSTEM, szc8=SPLASH ZONE WITH CILINDER - LC 84, ti=TANK INSULATION, ds=DOUBLE SKIN, bp=BOOSTER PUMP, sdn3=DISPENSER SYSTEM SDN-3

A=3/N/PE~380-400V 50-60Hz, D=3/PE~200-210V 50-60Hz, F=2/PE~220-240V 50-60Hz, G=3/N/PE~415V 50-60Hz, H=3/PE~220-230V 50-60Hz, K=3/PE~380-400V 50-60Hz, L=3/PE~415V 50-60Hz, M=3/PE~440V 60Hz, P=1/N/PE~220-230V 50-60Hz, R=2/PE~220-240V 50-60Hz, U=1/N/PE~240V 50-60Hz, V=3/PE~240V 50-60Hz, W=1/N/PE~100-110V 50-60Hz



15_308_e

Spare parts

ID	P-code	SN from	SN to	Mod.	Acces.	Volt	Description
Module: Straight unit: mechanic parts							
46750	3061073		-	e,uw			Linear base 1000mm
46750	3061074		-	e,uw			Linear base 2000mm
46750	3061075		-	e,uw			Linear base 3000mm
46750	3061072		-	e,uw			Linear base 500mm
46755	3061008		-	e,uw			Transport bush polycord
46760	3061052		-	e,uw			Hoking core polycord
46765	3061005		-	e,uw			Neutral pulley Ø 70
46770	3061013		-	e,uw			Belt stretcher spacer
46775	3061057		-	e,uw			Inox legs
46780	3000252		-	e,uw			Inox foot 1" 40x40x1
46785	3061071		-	e,uw			Support neutral pulley Ø 70

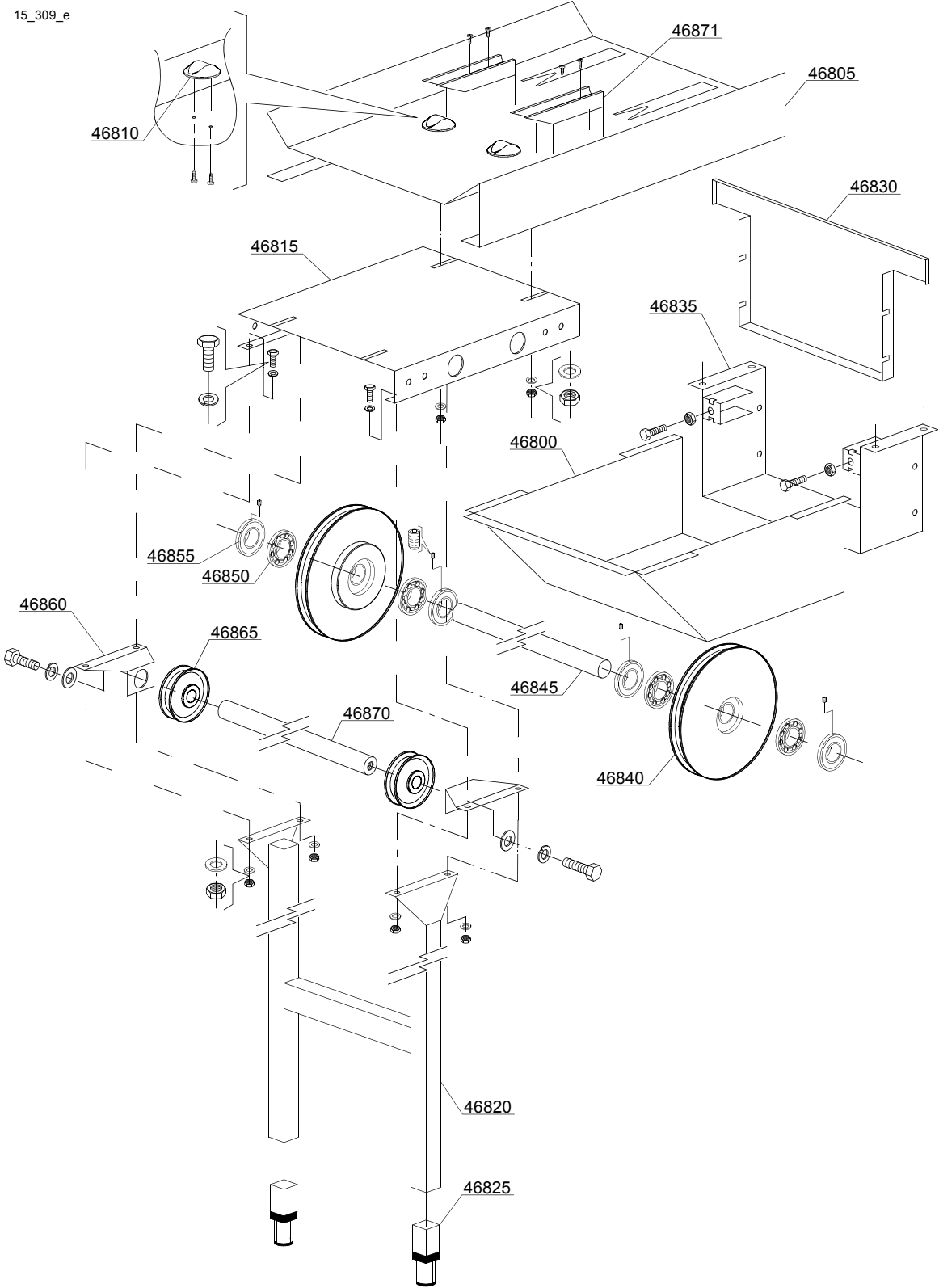
e=ELECTRONICAL SWITCHES, uw=LOWER AND UPPER WASHER

87=87

hr=HEAT RECOVERY - TR98, hp=HEAT PUMP - TR99, sc9=STEAM CONDENSER - LC 91, csa=CONVEYOR SPEED ADJUSTING - LC 101, d9=DRYER - LC 90, cw=ADDITIONAL BOILER FOR COLD WATER SUPPLY, dvgw=DVGW VALVE SYSTEM, szc8=SPLASH ZONE WITH CILINDER - LC 84, ti=TANK INSULATION, ds=DOUBLE SKIN, bp=BOOSTER PUMP, sdn3=DISPENSER SYSTEM SDN-3

A=3/N/PE~380-400V 50-60Hz, D=3/PE~200-210V 50-60Hz, F=2/PE~220-240V 50-60Hz, G=3/N/PE~415V 50-60Hz, H=3/PE~220-230V 50-60Hz, K=3/PE~380-400V 50-60Hz, L=3/PE~415V 50-60Hz, M=3/PE~440V 60Hz, P=1/N/PE~220-230V 50-60Hz, R=2/PE~220-240V 50-60Hz, U=1/N/PE~240V 50-60Hz, V=3/PE~240V 50-60Hz, W=1/N/PE~100-110V 50-60Hz

15_309_e



Spare parts

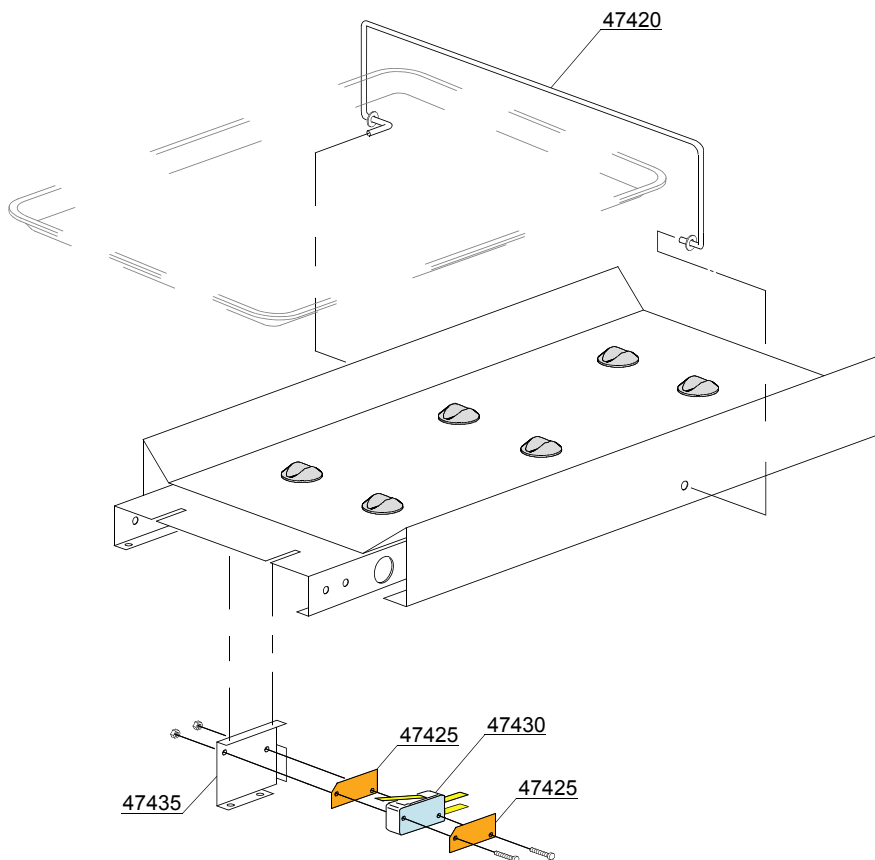
ID	P-code	SN from	SN to	Mod.	Acces.	Volt	Description
Module:Put off unit: mechanic parts							
46800	3061070		-	e,uw			Protection carter for snub pulley
46805	3061076		-	e,uw			Hoking core polycord
46810	3061008		-	e,uw			Transport bush polycord
46815	3061052		-	e,uw			Unit engine platform polycord
46820	3061057		-	e,uw			Inox legs
46825	3000252		-	e,uw			Inox foot 1" 40x40x1
46830	3061077		-	e,uw			Locking panel
46835	3061078		-	e,uw			Shaft support for snub pulley
46840	3061015		-	e,uw			Return pulley polycord
46845	3061011		-	e,uw			Neutral main shaft polycord
46850	2000053		-	e,uw			Inox bearing 6005 47x25x12
46855	3061016		-	e,uw			Clamping ring Ø45x25x10
46860	3061071		-	e,uw			Support neutral pulley Ø 70
46865	3061005		-	e,uw			Neutral pulley Ø 70
46870	3061013		-	e,uw			Belt stretcher spacer
46871	3061058		-	e,uw			Pulley protection

e=ELECTRONICAL SWITCHES, uw=LOWER AND UPPER WASHER

87=87

hr=HEAT RECOVERY - TR98, hp=HEAT PUMP - TR99, sc9=STEAM CONDENSER - LC 91, csa=CONVEYOR SPEED ADJUSTING - LC 101, d9=DRYER - LC 90, cw=ADDITIONAL BOILER FOR COLD WATER SUPPLY, dvgw=DVGW VALVE SYSTEM, szc8=SPLASH ZONE WITH CILINDER - LC 84, ti=TANK INSULATION, ds=DOUBLE SKIN, bp=BOOSTER PUMP, sdn3=DISPENSER SYSTEM SDN-3

A=3/N/PE~380-400V 50-60Hz, D=3/PE~200-210V 50-60Hz, F=2/PE~220-240V 50-60Hz, G=3/N/PE~415V 50-60Hz, H=3/PE~220-230V 50-60Hz, K=3/PE~380-400V 50-60Hz, L=3/PE~415V 50-60Hz, M=3/PE~440V 60Hz, P=1/N/PE~220-230V 50-60Hz, R=2/PE~220-240V 50-60Hz, U=1/N/PE~240V 50-60Hz, V=3/PE~240V 50-60Hz, W=1/N/PE~100-110V 50-60Hz



15_310_e

Spare parts

ID	P-code	SN from	SN to	Mod.	Acces.	Volt	Description
Module:Empty trays sensors							
47420	3061047		-	e,uw			Empty trays sensors
47425	10770		-	e,uw			Insulation for micro-switch
47430	10704		-	e,uw			Micro-switch
47435	3061048		-	e,uw			Support micro-switch
47440	999920212		-	e,uw			Kit sensor empty tray

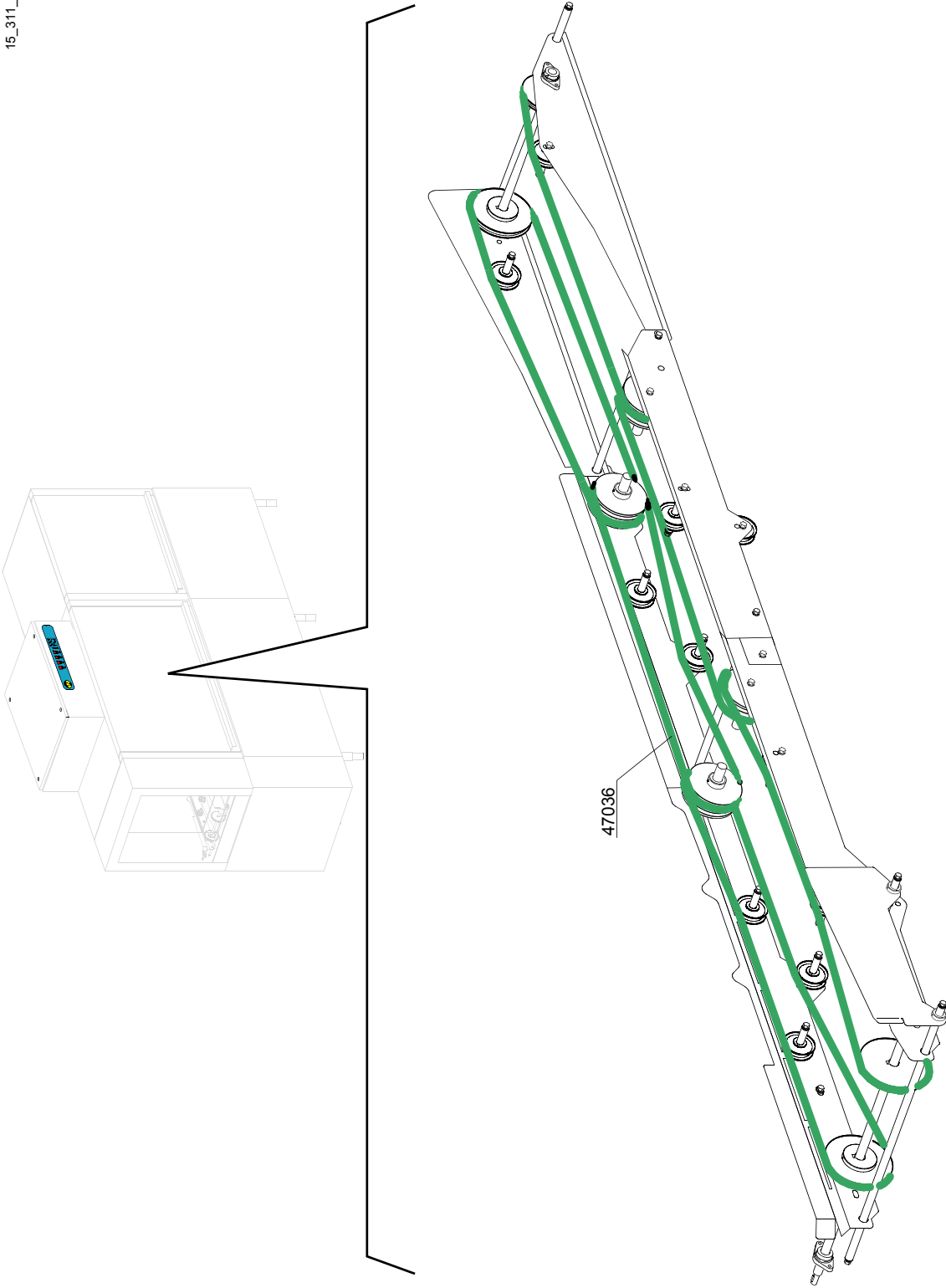
e=ELECTRONICAL SWITCHES, uw=LOWER AND UPPER WASHER

87=87

hr=HEAT RECOVERY - TR98, hp=HEAT PUMP - TR99, sc9=STEAM CONDENSER - LC 91, csa=CONVEYOR SPEED ADJUSTING - LC 101, d9=DRYER - LC 90, cw=ADDITIONAL BOILER FOR COLD WATER SUPPLY, dvgw=DVGW VALVE SYSTEM, szc8=SPLASH ZONE WITH CILINDER - LC 84, ti=TANK INSULATION, ds=DOUBLE SKIN, bp=BOOSTER PUMP, sdn3=DISPENSER SYSTEM SDN-3

A=3/N/PE~380-400V 50-60Hz, D=3/PE~200-210V 50-60Hz, F=2/PE~220-240V 50-60Hz, G=3/N/PE~415V 50-60Hz, H=3/PE~220-230V 50-60Hz, K=3/PE~380-400V 50-60Hz, L=3/PE~415V 50-60Hz, M=3/PE~440V 60Hz, P=1/N/PE~220-230V 50-60Hz, R=2/PE~220-240V 50-60Hz, U=1/N/PE~240V 50-60Hz, V=3/PE~240V 50-60Hz, W=1/N/PE~100-110V 50-60Hz

15_311_e



Spare parts

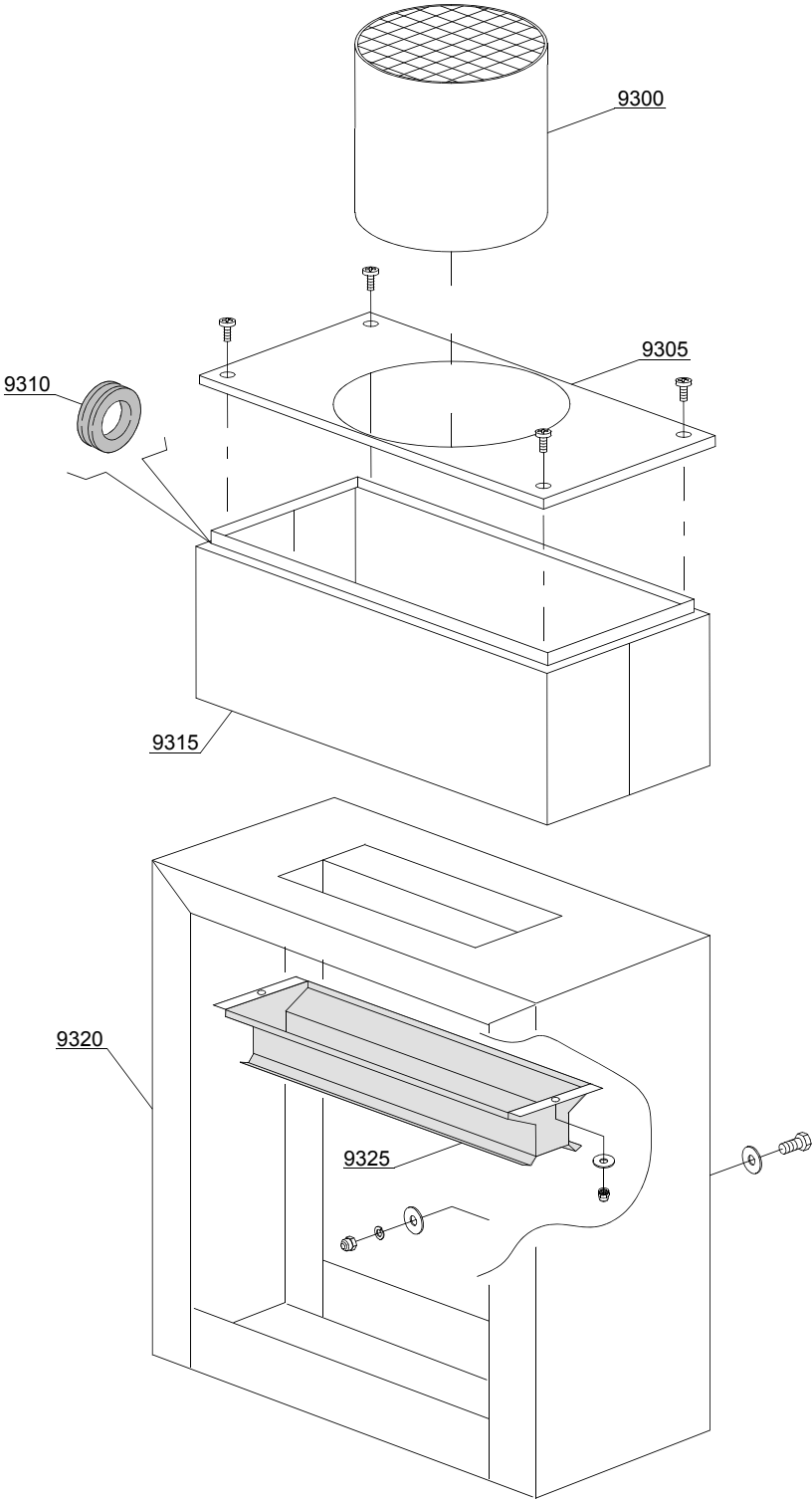
ID	P-code	SN from	SN to	Mod.	Acces.	Volt	Description
Module:Trays system transport							
47036	3061002		-	e,uw			Reinforced cord Ø 12

e=ELECTRONICAL SWITCHES, uw=LOWER AND UPPER WASHER

87=87

hr=HEAT RECOVERY - TR98, hp=HEAT PUMP - TR99, sc9=STEAM CONDENSER - LC 91, csa=CONVEYOR SPEED ADJUSTING - LC 101, d9=DRYER - LC 90, cw=ADDITIONAL BOILER FOR COLD WATER SUPPLY, dvgw=DVGW VALVE SYSTEM, szc8=SPLASH ZONE WITH CILINDER - LC 84, ti=TANK INSULATION, ds=DOUBLE SKIN, bp=BOOSTER PUMP, sdn3=DISPENSER SYSTEM SDN-3

A=3/N/PE~380-400V 50-60Hz, D=3/PE~200-210V 50-60Hz, F=2/PE~220-240V 50-60Hz, G=3/N/PE~415V 50-60Hz, H=3/PE~220-230V 50-60Hz, K=3/PE~380-400V 50-60Hz, L=3/PE~415V 50-60Hz, M=3/PE~440V 60Hz, P=1/N/PE~220-230V 50-60Hz, R=2/PE~220-240V 50-60Hz, U=1/N/PE~240V 50-60Hz, V=3/PE~240V 50-60Hz, W=1/N/PE~100-110V 50-60Hz



17_001ae

Spare parts

ID	P-code	SN from	SN to	Mod.	Acces.	Volt	Description
Module:Steam condenser - part 1							
9300	3009573		-	e,uw			Chimney
9305	3009472		-	e,uw			Cover with hole
9310	13329		-	e,uw			Fairlead
9315	3009577		-	e,uw			Complete body
9320	3009694		-	e,uw			Jet top L300mm
9325	3009543		-	e,uw			Suction group

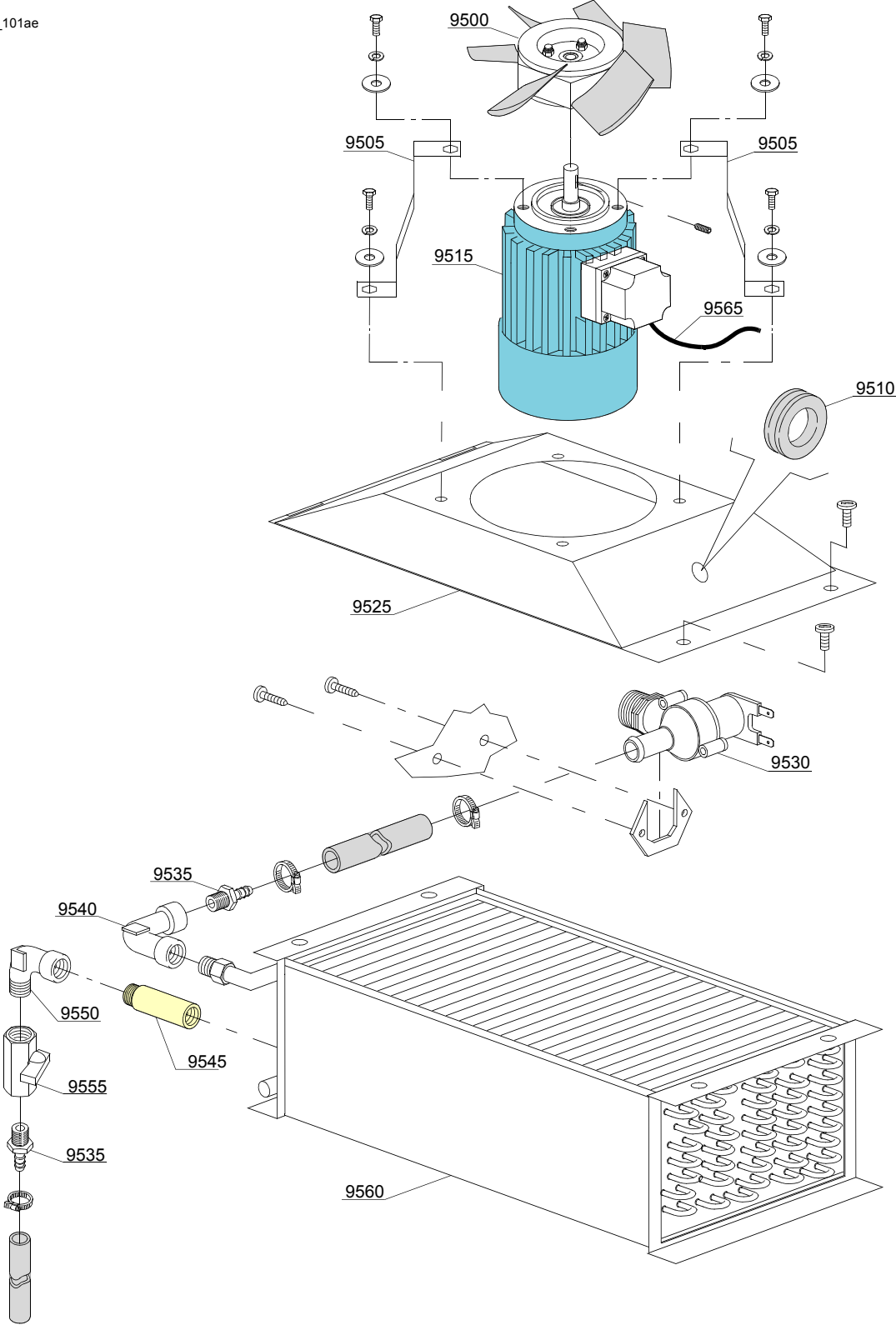
e=ELECTRONICAL SWITCHES, uw=LOWER AND UPPER WASHER

87=87

hr=HEAT RECOVERY - TR98, hp=HEAT PUMP - TR99, sc9=STEAM CONDENSER - LC 91, csa=CONVEYOR SPEED ADJUSTING - LC 101, d9=DRYER - LC 90, cw=ADDITIONAL BOILER FOR COLD WATER SUPPLY, dvgw=DVGW VALVE SYSTEM, szc8=SPLASH ZONE WITH CILINDER - LC 84, ti=TANK INSULATION, ds=DOUBLE SKIN, bp=BOOSTER PUMP, sdn3=DISPENSER SYSTEM SDN-3

A=3/N/PE~380-400V 50-60Hz, D=3/PE~200-210V 50-60Hz, F=2/PE~220-240V 50-60Hz, G=3/N/PE~415V 50-60Hz, H=3/PE~220-230V 50-60Hz, K=3/PE~380-400V 50-60Hz, L=3/PE~415V 50-60Hz, M=3/PE~440V 60Hz, P=1/N/PE~220-230V 50-60Hz, R=2/PE~220-240V 50-60Hz, U=1/N/PE~240V 50-60Hz, V=3/PE~240V 50-60Hz, W=1/N/PE~100-110V 50-60Hz

17_101ae



Spare parts

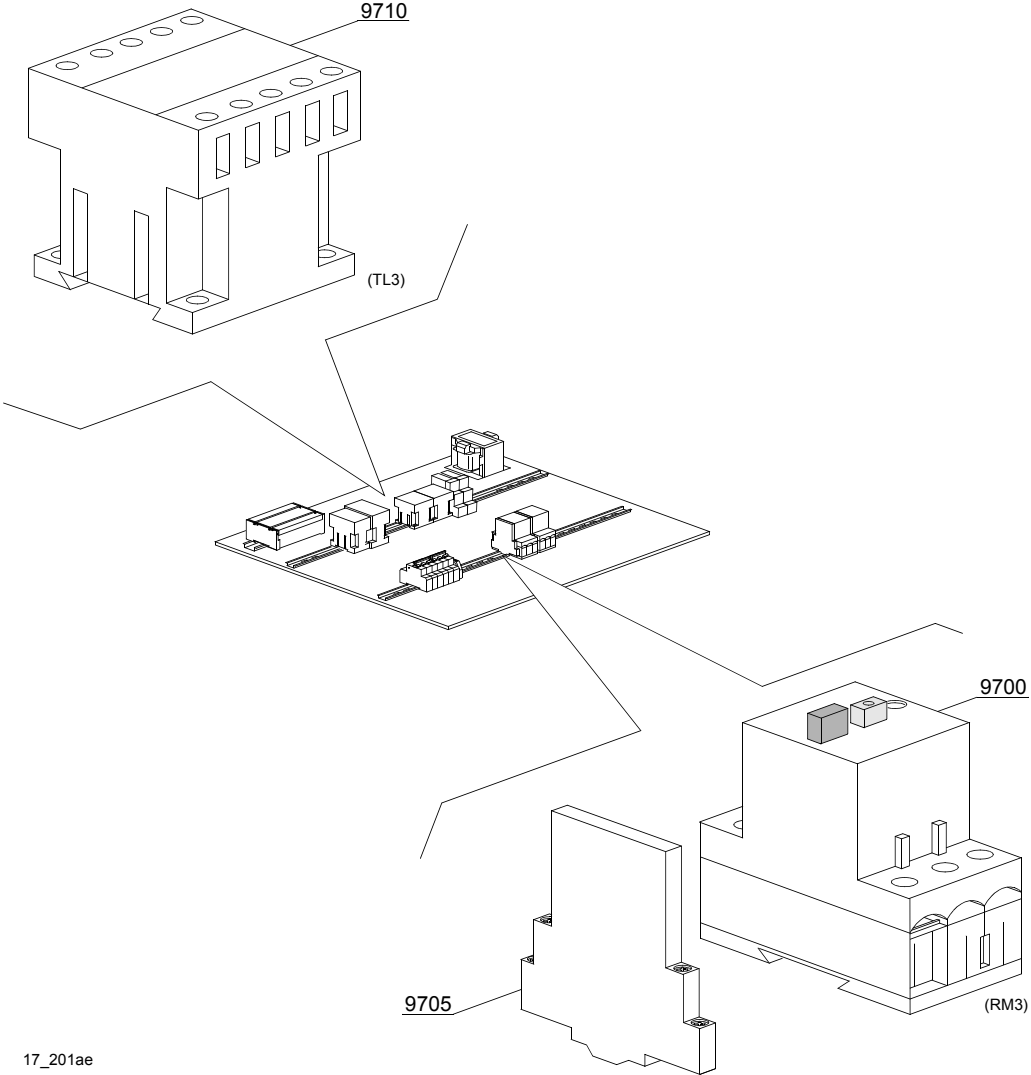
ID	P-code	SN from	SN to	Mod.	Acces.	Volt	Description
Module:Steam condenser - part 2							
9500	3000124		-	e,uw			Impeller fan
9505	3009551		-	e,uw			Motor holder
9510	13329		-	e,uw			Fairlead
9515	3000123		-	e,uw		A	Motor - 0,12KW 2P 230/400V 50HZ
9525	3009583		-	e,uw			Steam condenser base
9530	2000093		-	e,uw			Single solenoid valve
9535	12023		-	e,uw			Hose holder
9540	3002139		-	e,uw			Elbow
9545	3002176		-	e,uw			Extension
9550	12035		-	e,uw			Elbow
9555	3002140		-	e,uw			Tap
9560	3000155		-	e,uw			Heating recovery battery
9565	15184		-	e,uw			Cable

e=ELECTRONICAL SWITCHES, uw=LOWER AND UPPER WASHER

87=87

hr=HEAT RECOVERY - TR98, hp=HEAT PUMP - TR99, sc9=STEAM CONDENSER - LC 91, csa=CONVEYOR SPEED ADJUSTING - LC 101, d9=DRYER - LC 90, cw=ADDITIONAL BOILER FOR COLD WATER SUPPLY, dvgw=DVGW VALVE SYSTEM, szc8=SPLASH ZONE WITH CILINDER - LC 84, ti=TANK INSULATION, ds=DOUBLE SKIN, bp=BOOSTER PUMP, sdn3=DISPENSER SYSTEM SDN-3

A=3/N/PE~380-400V 50-60Hz, D=3/PE~200-210V 50-60Hz, F=2/PE~220-240V 50-60Hz, G=3/N/PE~415V 50-60Hz, H=3/PE~220-230V 50-60Hz, K=3/PE~380-400V 50-60Hz, L=3/PE~415V 50-60Hz, M=3/PE~440V 60Hz, P=1/N/PE~220-230V 50-60Hz, R=2/PE~220-240V 50-60Hz, U=1/N/PE~240V 50-60Hz, V=3/PE~240V 50-60Hz, W=1/N/PE~100-110V 50-60Hz



17_201ae

Spare parts

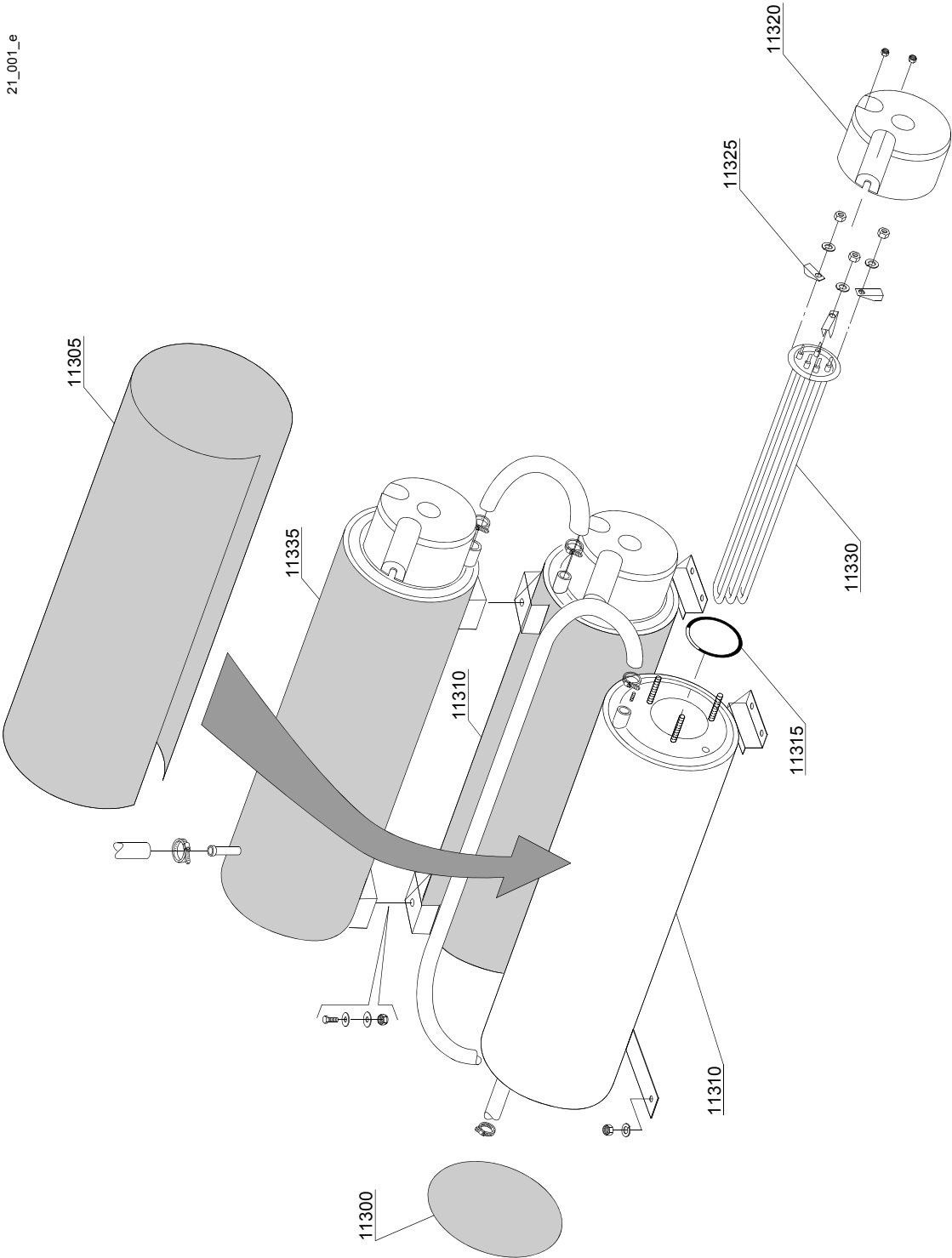
ID	P-code	SN from	SN to	Mod.	Acces.	Volt	Description
Module:Steam condenser - part 3							
9700	2000390		-	e,uw		A	Motorprotector 1 - 1.6A
9705	3006080		-	e,uw		A	Auxiliary contact LMS25
9710	2000370		-	e,uw		A	Contactora MC9

e=ELECTRONICAL SWITCHES, uw=LOWER AND UPPER WASHER

87=87

hr=HEAT RECOVERY - TR98, hp=HEAT PUMP - TR99, sc9=STEAM CONDENSER - LC 91, csa=CONVEYOR SPEED ADJUSTING - LC 101, d9=DRYER - LC 90, cw=ADDITIONAL BOILER FOR COLD WATER SUPPLY, dvgw=DVGW VALVE SYSTEM, szc8=SPLASH ZONE WITH CILINDER - LC 84, ti=TANK INSULATION, ds=DOUBLE SKIN, bp=BOOSTER PUMP, sdn3=DISPENSER SYSTEM SDN-3

A=3/N/PE~380-400V 50-60Hz, D=3/PE~200-210V 50-60Hz, F=2/PE~220-240V 50-60Hz, G=3/N/PE~415V 50-60Hz, H=3/PE~220-230V 50-60Hz, K=3/PE~380-400V 50-60Hz, L=3/PE~415V 50-60Hz, M=3/PE~440V 60Hz, P=1/N/PE~220-230V 50-60Hz, R=2/PE~220-240V 50-60Hz, U=1/N/PE~240V 50-60Hz, V=3/PE~240V 50-60Hz, W=1/N/PE~100-110V 50-60Hz



Spare parts

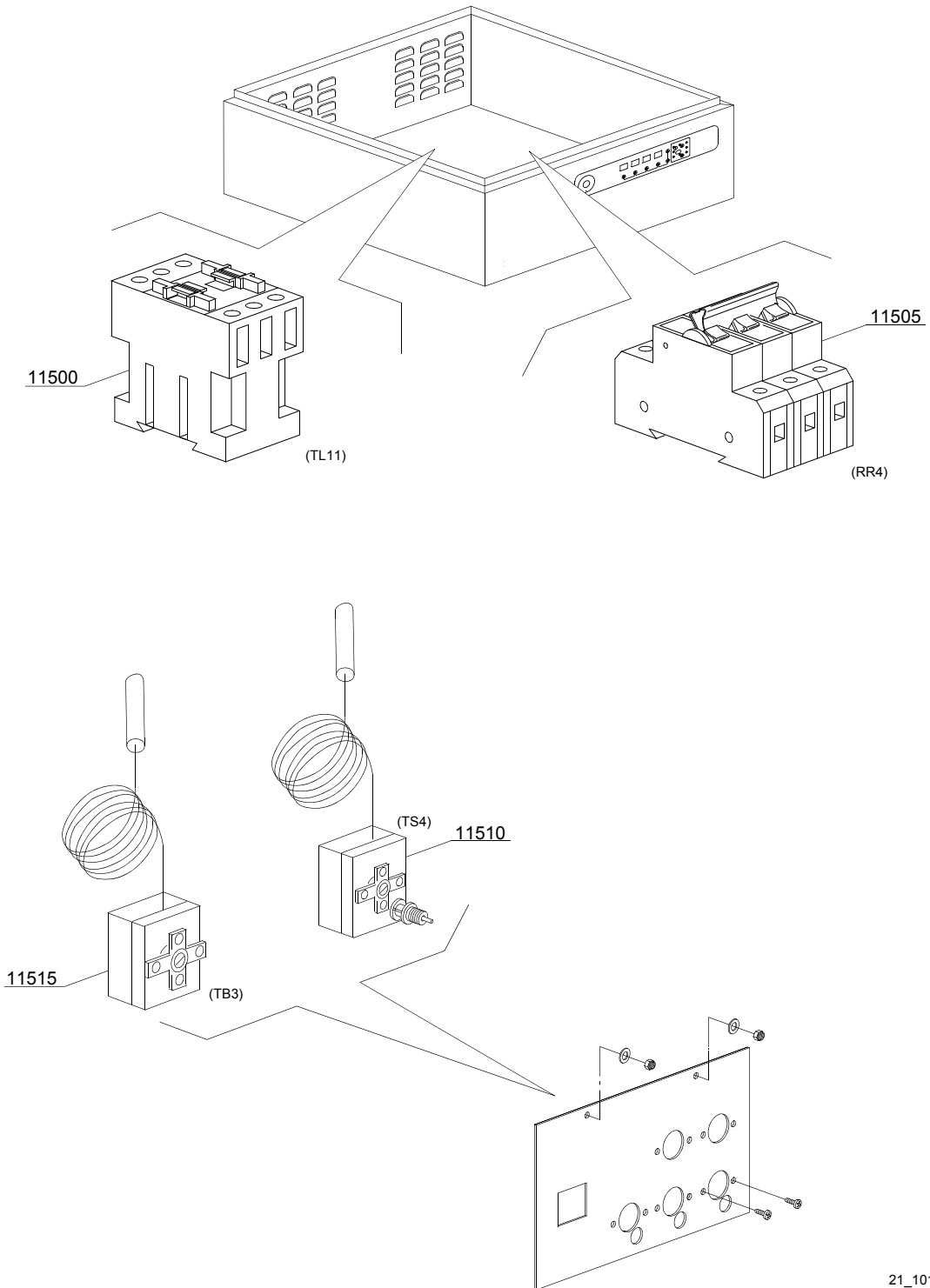
ID	P-code	SN from	SN to	Mod.	Acces.	Volt	Description
Module: Additional boiler components							
11300	75205		-	e,uw			Bottom boiler insulating
11305	30002030		-	e,uw			Boiler insulating
11310	3007012		-	e,uw			Inferiour Boiler
11315	13015		-	e,uw			O-ring 160 (6225)
11320	75311		-	e,uw			Heating element cover
11325	16045		-	e,uw			Heating element support Ø6,3
11330	30001010		-	e,uw		A	Heating element 6kW
11330	30001011		-	e,uw		A	Heating element 9kW
11330	30001011/A		-	e,uw		A	Heating element 12kW
11330	30001011/B		-	e,uw		A	Heating element 14kW
11335	3007013		-	e,uw			Upper Boiler

e=ELECTRONICAL SWITCHES, uw=LOWER AND UPPER WASHER

87=87

hr=HEAT RECOVERY - TR98, hp=HEAT PUMP - TR99, sc9=STEAM CONDENSER - LC 91, csa=CONVEYOR SPEED ADJUSTING - LC 101, d9=DRYER - LC 90, cw=ADDITIONAL BOILER FOR COLD WATER SUPPLY, dvgw=DVGW VALVE SYSTEM, szc8=SPLASH ZONE WITH CILINDER - LC 84, ti=TANK INSULATION, ds=DOUBLE SKIN, bp=BOOSTER PUMP, sdn3=DISPENSER SYSTEM SDN-3

A=3/N/PE~380-400V 50-60Hz, D=3/PE~200-210V 50-60Hz, F=2/PE~220-240V 50-60Hz, G=3/N/PE~415V 50-60Hz, H=3/PE~220-230V 50-60Hz, K=3/PE~380-400V 50-60Hz, L=3/PE~415V 50-60Hz, M=3/PE~440V 60Hz, P=1/N/PE~220-230V 50-60Hz, R=2/PE~220-240V 50-60Hz, U=1/N/PE~240V 50-60Hz, V=3/PE~240V 50-60Hz, W=1/N/PE~100-110V 50-60Hz



21_101_€

Spare parts

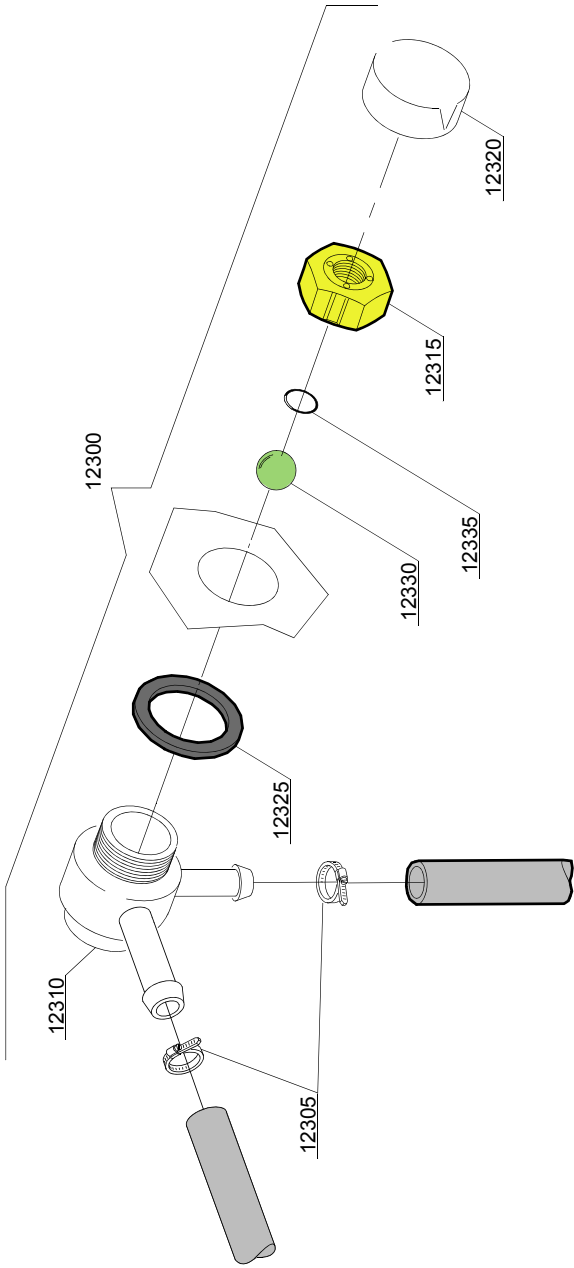
ID	P-code	SN from	SN to	Mod.	Acces.	Volt	Description
Module: Additional boiler: electrical components							
11500	2000380		-	e,uw		A	Contactora BF12 (heating element < 9 kW)
11500	2000385		-	e,uw		A	Contactora BF20 (heating element > 9 kW)
11505	2000403		-	e,uw		A	Automatic fuse C20 (heating element < 9 kW)
11505	2000404		-	e,uw		A	Automatic fuse C25 (heating element > 9 kW)
11510	2000430		-	e,uw			Safety thermostat
11515	10707/1		-	e,uw			Thermostat 0 - 90° (TB2)

e=ELECTRONICAL SWITCHES, uw=LOWER AND UPPER WASHER

87=87

hr=HEAT RECOVERY - TR98, hp=HEAT PUMP - TR99, sc9=STEAM CONDENSER - LC 91, csa=CONVEYOR SPEED ADJUSTING - LC 101, d9=DRYER - LC 90, cw=ADDITIONAL BOILER FOR COLD WATER SUPPLY, dvgw=DVGW VALVE SYSTEM, szc8=SPLASH ZONE WITH CILINDER - LC 84, ti=TANK INSULATION, ds=DOUBLE SKIN, bp=BOOSTER PUMP, sdn3=DISPENSER SYSTEM SDN-3

A=3/N/PE~380-400V 50-60Hz, D=3/PE~200-210V 50-60Hz, F=2/PE~220-240V 50-60Hz, G=3/N/PE~415V 50-60Hz, H=3/PE~220-230V 50-60Hz, K=3/PE~380-400V 50-60Hz, L=3/PE~415V 50-60Hz, M=3/PE~440V 60Hz, P=1/N/PE~220-230V 50-60Hz, R=2/PE~220-240V 50-60Hz, U=1/N/PE~240V 50-60Hz, V=3/PE~240V 50-60Hz, W=1/N/PE~100-110V 50-60Hz



22_002ae

Spare parts

ID	P-code	SN from	SN to	Mod.	Acces.	Volt	Description
Module:DVGW valve							
12300	9891710		-	e,uw			DVGW valvola assembly
12305	11807		-	e,uw			Clamp aisi430 12/22
12310	15280		-	e,uw			Valve body center
12315	15281		-	e,uw			Flat valve
12320	15282		-	e,uw			Flat valve cover
12325	15283		-	e,uw			Valve gasket
12330	15284		-	e,uw			Sphere
12335	15285		-	e,uw			O-ring 115 KTW

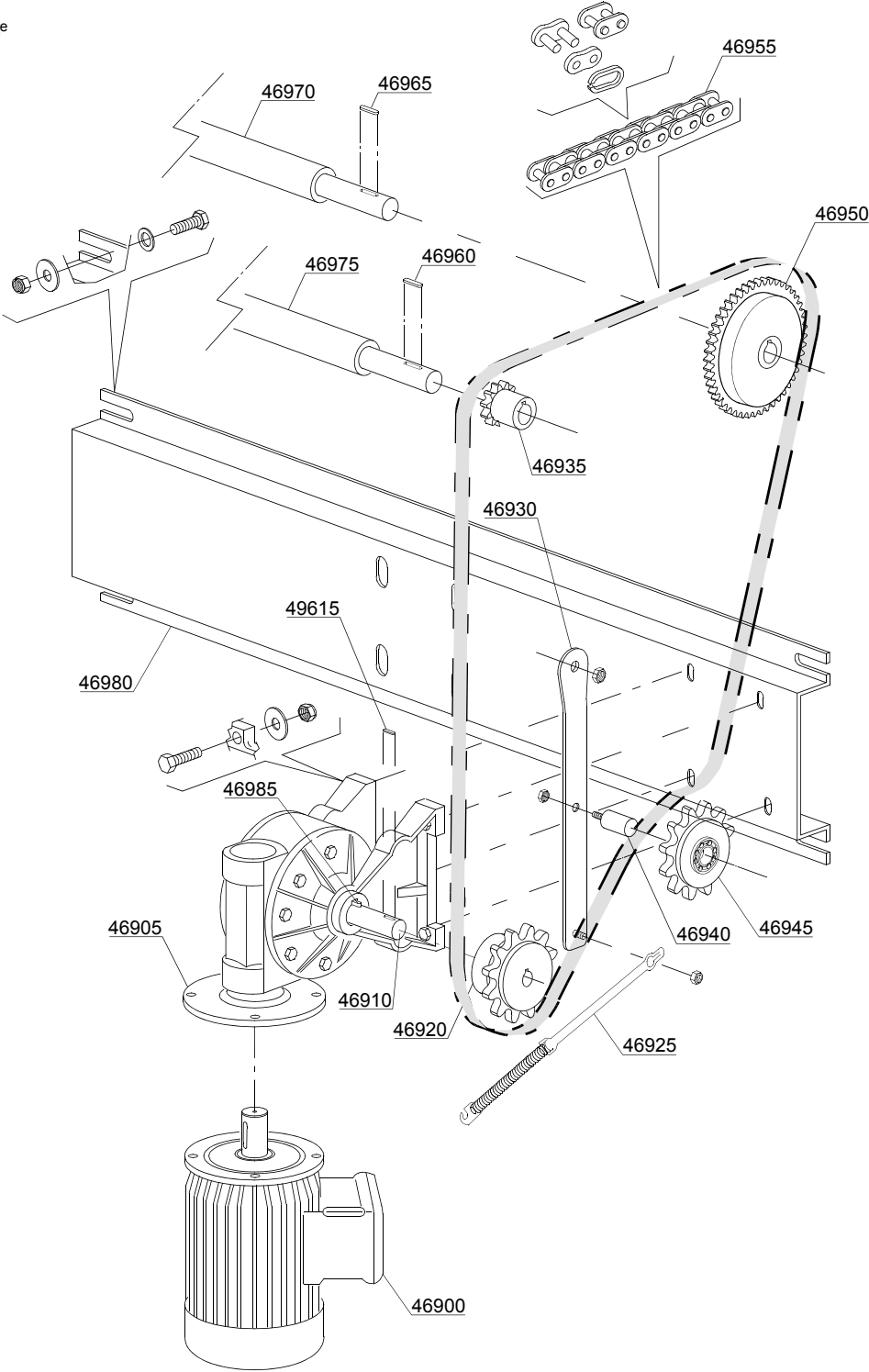
e=ELECTRONICAL SWITCHES, uw=LOWER AND UPPER WASHER

87=87

hr=HEAT RECOVERY - TR98, hp=HEAT PUMP - TR99, sc9=STEAM CONDENSER - LC 91, csa=CONVEYOR SPEED ADJUSTING - LC 101, d9=DRYER - LC 90, cw=ADDITIONAL BOILER FOR COLD WATER SUPPLY, dvgw=DVGW VALVE SYSTEM, szc8=SPLASH ZONE WITH CILINDER - LC 84, ti=TANK INSULATION, ds=DOUBLE SKIN, bp=BOOSTER PUMP, sdn3=DISPENSER SYSTEM SDN-3

A=3/N/PE~380-400V 50-60Hz, D=3/PE~200-210V 50-60Hz, F=2/PE~220-240V 50-60Hz, G=3/N/PE~415V 50-60Hz, H=3/PE~220-230V 50-60Hz, K=3/PE~380-400V 50-60Hz, L=3/PE~415V 50-60Hz, M=3/PE~440V 60Hz, P=1/N/PE~220-230V 50-60Hz, R=2/PE~220-240V 50-60Hz, U=1/N/PE~240V 50-60Hz, V=3/PE~240V 50-60Hz, W=1/N/PE~100-110V 50-60Hz

23_006_e



Spare parts

ID	P-code	SN from	SN to	Mod.	Acces.	Volt	Description
Module: Motorgear components							
46900	3000127		-	e,uw			Motor gear 4/6P 400/415 V 50 Hz DIN
46900	3020105		-	e,uw			Reduction motor gear 4/6P 400/415 V 50Hz DIN
46905	3000210		-	e,uw			Right reduction 1:80 (DX)
46905	3000211		-	e,uw			Left reduction 1:80 (SX)
46905	3000212		-	e,uw			Right reduction 1:60 (DX)
46905	3000213		-	e,uw			Left reduction 1:60 (SX)
46910	3060021		-	e,uw			Reducing tree
46915	3060181		-	e,uw			Inox key 5x5x25
46920	3061028		-	e,uw			Pinion Z20 1/2" - 5/16" Ø 14
46925	560003		-	e,uw			Spring
46930	3060167		-	e,uw			Chain tightener
46935	3060170		-	e,uw			Pinion Z20 1/2" - 5/16"
46940	3060166		-	e,uw			Chain tightener Shaft
46945	3060042		-	e,uw			Chain tightener pinion
46950	3061028		-	e,uw			Pinion Z20 1/2" - 5/16" Ø 14
46955	3060041		-	e,uw			Chaine 1/2" 08B
46960	3060181		-	e,uw			Inox key 5x5x25
46965	3060181		-	e,uw			Inox key 5x5x25
46970	3061012		-	e,uw			Motor gear shaft Polycorde
46975	3062011		-	e,uw			Conducted shaft (not motorized)
46980	3009060		-	e,uw			Motor gear support
46985	2001046		-	e,uw			Inox key 8x7x30

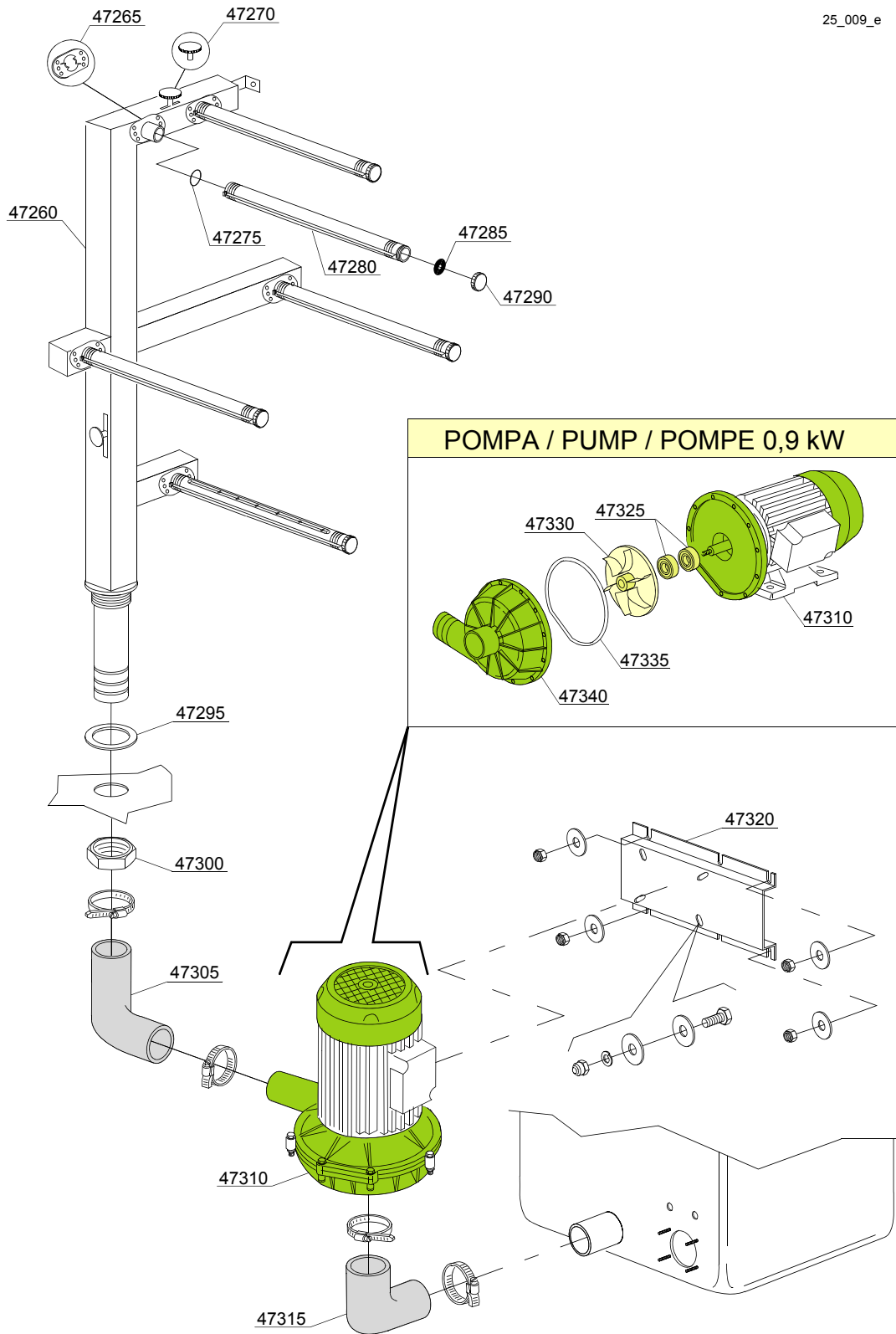
e=ELECTRONICAL SWITCHES, uw=LOWER AND UPPER WASHER

87=87

hr=HEAT RECOVERY - TR98, hp=HEAT PUMP - TR99, sc9=STEAM CONDENSER - LC 91, csa=CONVEYOR SPEED ADJUSTING - LC 101, d9=DRYER - LC 90, cw=ADDITIONAL BOILER FOR COLD WATER SUPPLY, dvgw=DVGW VALVE SYSTEM, szc8=SPLASH ZONE WITH CILINDER - LC 84, ti=TANK INSULATION, ds=DOUBLE SKIN, bp=BOOSTER PUMP, sdn3=DISPENSER SYSTEM SDN-3

A=3/N/PE~380-400V 50-60Hz, D=3/PE~200-210V 50-60Hz, F=2/PE~220-240V 50-60Hz, G=3/N/PE~415V 50-60Hz, H=3/PE~220-230V 50-60Hz, K=3/PE~380-400V 50-60Hz, L=3/PE~415V 50-60Hz, M=3/PE~440V 60Hz, P=1/N/PE~220-230V 50-60Hz, R=2/PE~220-240V 50-60Hz, U=1/N/PE~240V 50-60Hz, V=3/PE~240V 50-60Hz, W=1/N/PE~100-110V 50-60Hz

25_009_e



Spare parts

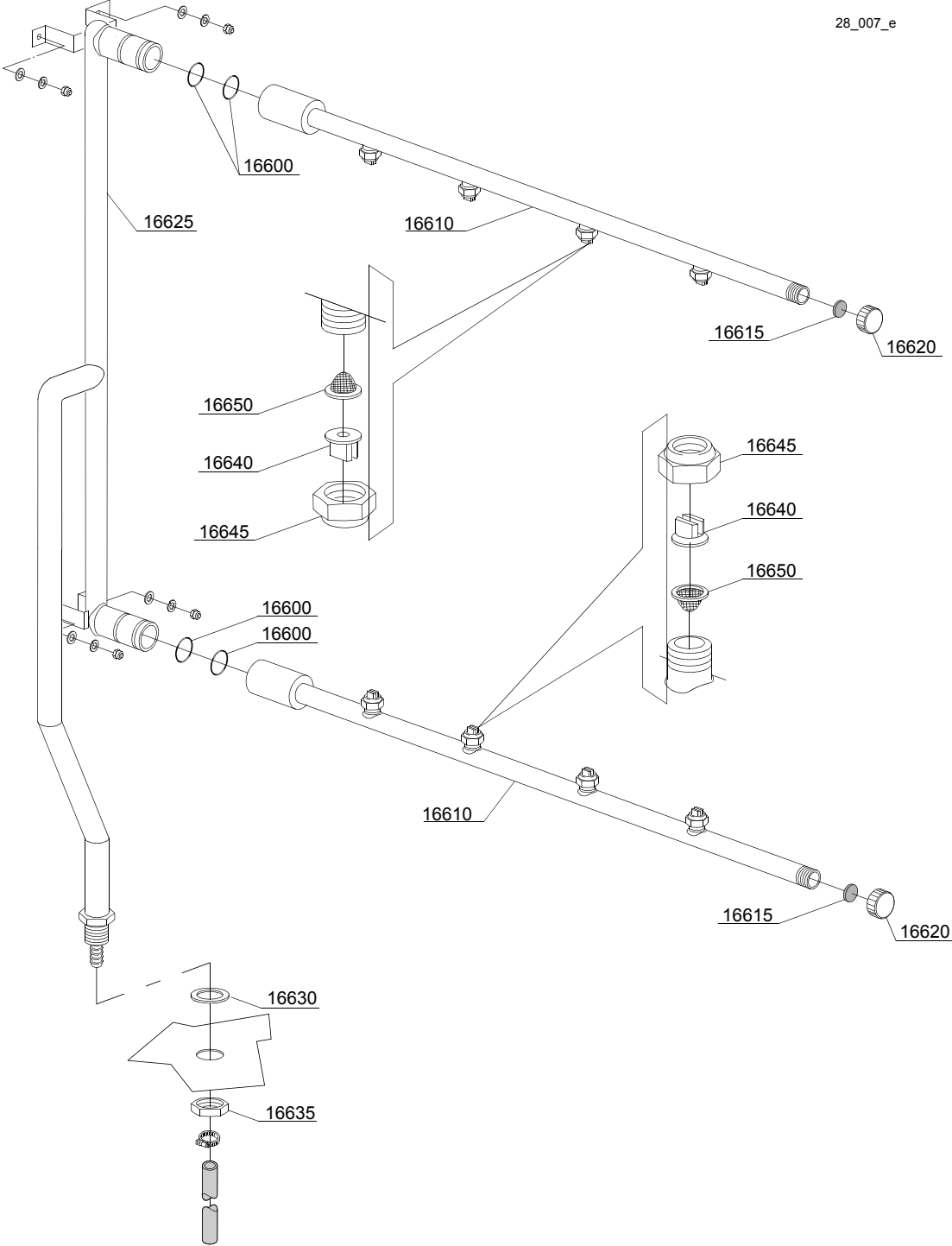
ID	P-code	SN from	SN to	Mod.	Acces.	Volt	Description
Module:Washing components 2+2+1							
47260	3062028		-	e,uw			Wash ramp DX
47260	3062025		-	e,uw			Wash ramp SX
47265	3004148		-	e,uw			Arm connection flange
47270	3004146		-	e,uw			Water flow adjuster
47275	13028		-	e,uw			O-ring 3,6x30,8x38 R-23
47280	3004147		-	e,uw			Wash arm
47285	80305		-	e,uw			Gasket
47290	80304		-	e,uw			Arm plug
47295	10200173/A		-	e,uw			Gasket 75x58x3
47300	10600012		-	e,uw			Flat nut
47305	3004025		-	e,uw			Elbow coupling press. 50/50
47310	3000082		-	e,uw			Pump Hp 1,2 380/415 Vac 3 50 Hz
47315	3002020		-	e,uw		A	Suction elbow coupling Ø 60
47320	3009148		-	e,uw		H	Pump support
47325	15080		-	e,uw			Tenue roulante
47330	3000085		-	e,uw			Rotor pompe HP 1,2 F2241 Ø105mm
47335	10200290		-	e,uw			Joint OR-1225
47340	10200222		-	e,uw			Couvercle de protection pompe

e=ELECTRONICAL SWITCHES, uw=LOWER AND UPPER WASHER

87=87

hr=HEAT RECOVERY - TR98, hp=HEAT PUMP - TR99, sc9=STEAM CONDENSER - LC 91, csa=CONVEYOR SPEED ADJUSTING - LC 101, d9=DRYER - LC 90, cw=ADDITIONAL BOILER FOR COLD WATER SUPPLY, dvgw=DVGW VALVE SYSTEM, szc8=SPLASH ZONE WITH CILINDER - LC 84, ti=TANK INSULATION, ds=DOUBLE SKIN, bp=BOOSTER PUMP, sdn3=DISPENSER SYSTEM SDN-3

A=3/N/PE~380-400V 50-60Hz, D=3/PE~200-210V 50-60Hz, F=2/PE~220-240V 50-60Hz, G=3/N/PE~415V 50-60Hz, H=3/PE~220-230V 50-60Hz, K=3/PE~380-400V 50-60Hz, L=3/PE~415V 50-60Hz, M=3/PE~440V 60Hz, P=1/N/PE~220-230V 50-60Hz, R=2/PE~220-240V 50-60Hz, U=1/N/PE~240V 50-60Hz, V=3/PE~240V 50-60Hz, W=1/N/PE~100-110V 50-60Hz



Spare parts

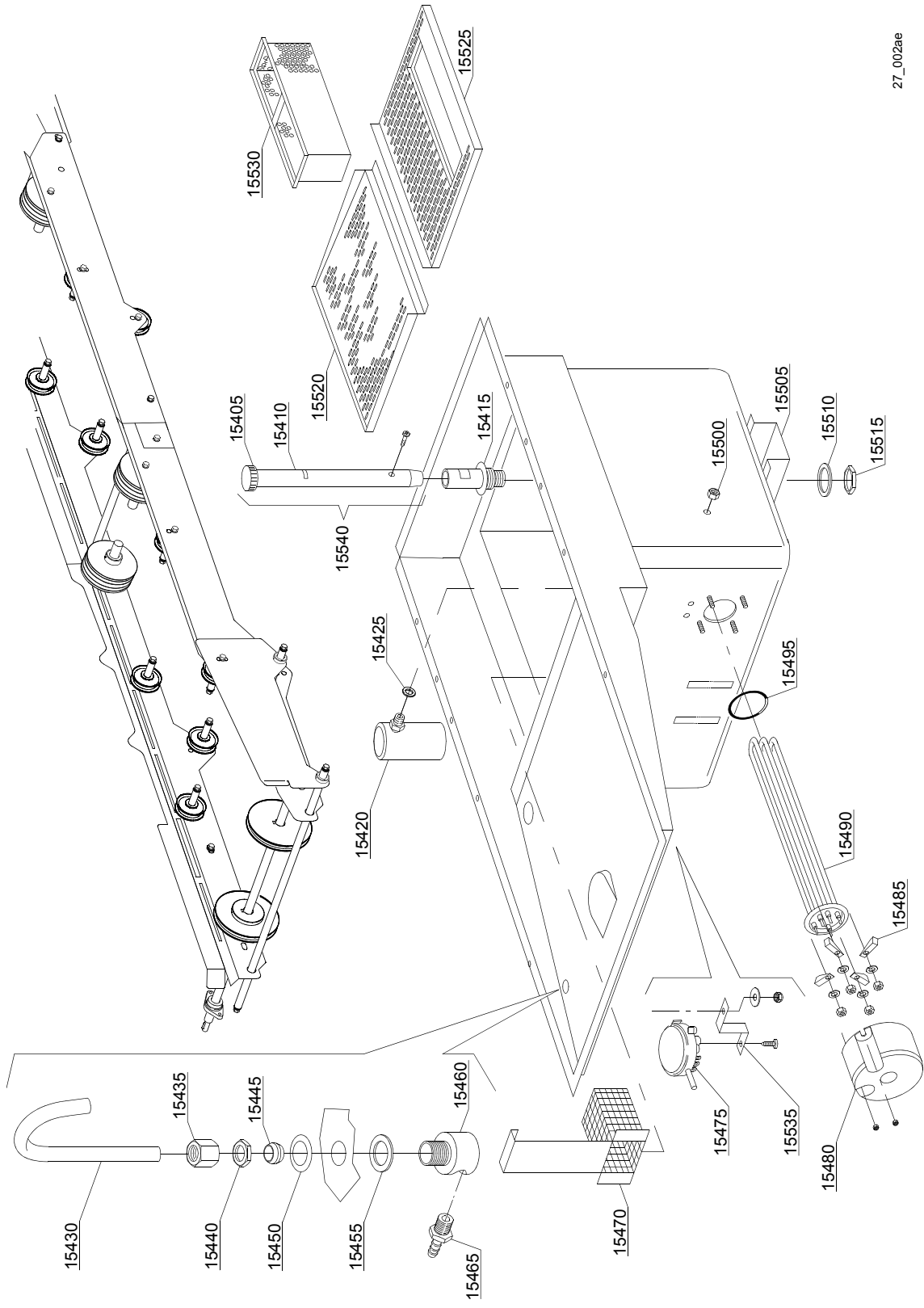
ID	P-code	SN from	SN to	Mod.	Acces.	Volt	Description
Module:Rinsing components							
47350	3062033		-	uw			Rinsing ramp
47355	3062038		-	uw			Rinsing arm 2 nozzle
47360	13025		-	uw			O-ring 2081
47370	2002051		-	uw			Gasket EPDM 17.5x1.5
47375	2002054		-	uw			Plug for arm
47385	13326		-	uw			Gasket 38x27x2
47390	2200103		-	uw			3/4 Esa.32x8 Nut
47395	2200116		-	uw			Nut
47400	2200118		-	uw			Inox nozzle TC1-04/50°
47405	2200117		-	uw			Filter

e=ELECTRONICAL SWITCHES, uw=LOWER AND UPPER WASHER

87=87

hr=HEAT RECOVERY - TR98, hp=HEAT PUMP - TR99, sc9=STEAM CONDENSER - LC 91, csa=CONVEYOR SPEED ADJUSTING - LC 101, d9=DRYER - LC 90, cw=ADDITIONAL BOILER FOR COLD WATER SUPPLY, dvgw=DVGW VALVE SYSTEM, szc8=SPLASH ZONE WITH CILINDER - LC 84, ti=TANK INSULATION, ds=DOUBLE SKIN, bp=BOOSTER PUMP, sdn3=DISPENSER SYSTEM SDN-3

A=3/N/PE~380-400V 50-60Hz, D=3/PE~200-210V 50-60Hz, F=2/PE~220-240V 50-60Hz, G=3/N/PE~415V 50-60Hz, H=3/PE~220-230V 50-60Hz, K=3/PE~380-400V 50-60Hz, L=3/PE~415V 50-60Hz, M=3/PE~440V 60Hz, P=1/N/PE~220-230V 50-60Hz, R=2/PE~220-240V 50-60Hz, U=1/N/PE~240V 50-60Hz, V=3/PE~240V 50-60Hz, W=1/N/PE~100-110V 50-60Hz



27_002ae

Spare parts

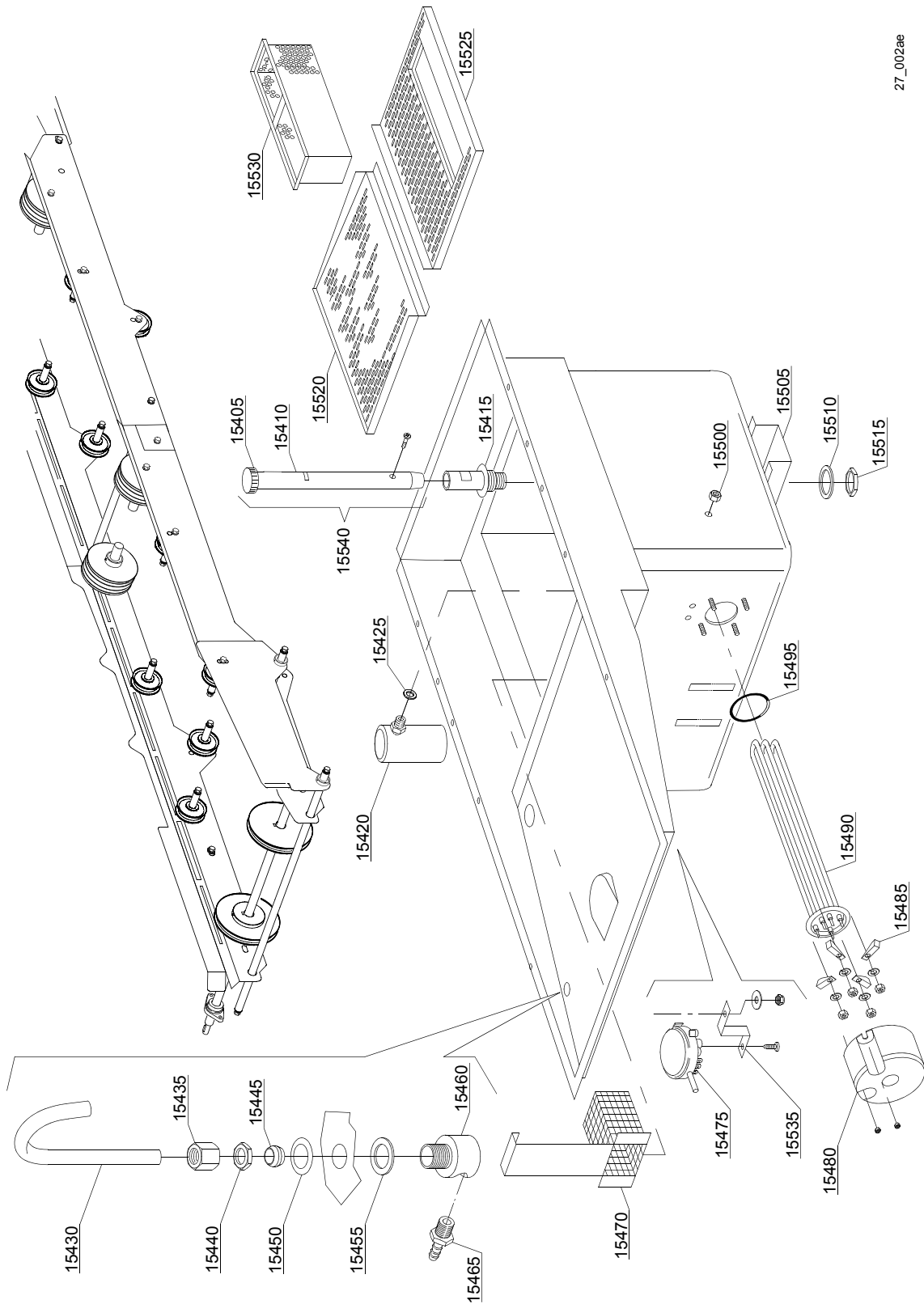
ID	P-code	SN from	SN to	Mod.	Acces.	Volt	Description
Module: Internal components washing module 1300							
15405	88105		-	e,uw			Overflow pipe plug
15410	3004094		-	e,uw			Overflow pipe
15415	3004099		-	e,uw			Overflow device support
15420	80106		-	e,uw			Air trap
15425	13301		-	e,uw			Gasket ROLMART 14x8x1.5
15430	3004054		-	e,uw			Inlet pipe
15435	10600016		-	e,uw			Nut
15440	10200101		-	e,uw			Nut
15445	10200182		-	e,uw			Cone
15450	3009387		-	e,uw			Washer
15455	10200171		-	e,uw			Gasket FASIT 25x17x2
15460	80231		-	e,uw			Fitting
15465	12005		-	e,uw			Hose holder
15470	3019071		-	e,uw			Pump suction-filter
15475	88110		-	e,uw			Pressure switch (260-30)
15480	75311		-	e,uw			Heating element cover
15485	16045		-	e,uw			Heating element support Ø6.3
15490	30001011		-	e,uw		A	Heating element 9kW
15490	30001011/A		-	e,uw		A	Heating element 12kW
15490	30001011/B		-	e,uw		A	Heating element 14kW
15495	13015		-	e,uw			O-ring 160 (6225)
15500	11702		-	e,uw			Nut
15505	3009299		-	e,uw			Tank support
15510	10200173		-	e,uw			Gasket 75x58x3
15515	10600012		-	e,uw			Flat nut
15520	3009567		-	e,uw			Strainer plate, back
15525	3019074		-	e,uw			Strainer plate front
15530	3019065		-	e,uw			Scrap tray

e=ELECTRONICAL SWITCHES, uw=LOWER AND UPPER WASHER

87=87

hr=HEAT RECOVERY - TR98, hp=HEAT PUMP - TR99, sc9=STEAM CONDENSER - LC 91, csa=CONVEYOR SPEED ADJUSTING - LC 101, d9=DRYER - LC 90, cw=ADDITIONAL BOILER FOR COLD WATER SUPPLY, dvgw=DVGW VALVE SYSTEM, szc8=SPLASH ZONE WITH CILINDER - LC 84, ti=TANK INSULATION, ds=DOUBLE SKIN, bp=BOOSTER PUMP, sdn3=DISPENSER SYSTEM SDN-3

A=3/N/PE~380-400V 50-60Hz, D=3/PE~200-210V 50-60Hz, F=2/PE~220-240V 50-60Hz, G=3/N/PE~415V 50-60Hz, H=3/PE~220-230V 50-60Hz, K=3/PE~380-400V 50-60Hz, L=3/PE~415V 50-60Hz, M=3/PE~440V 60Hz, P=1/N/PE~220-230V 50-60Hz, R=2/PE~220-240V 50-60Hz, U=1/N/PE~240V 50-60Hz, V=3/PE~240V 50-60Hz, W=1/N/PE~100-110V 50-60Hz



27_002ae

Spare parts

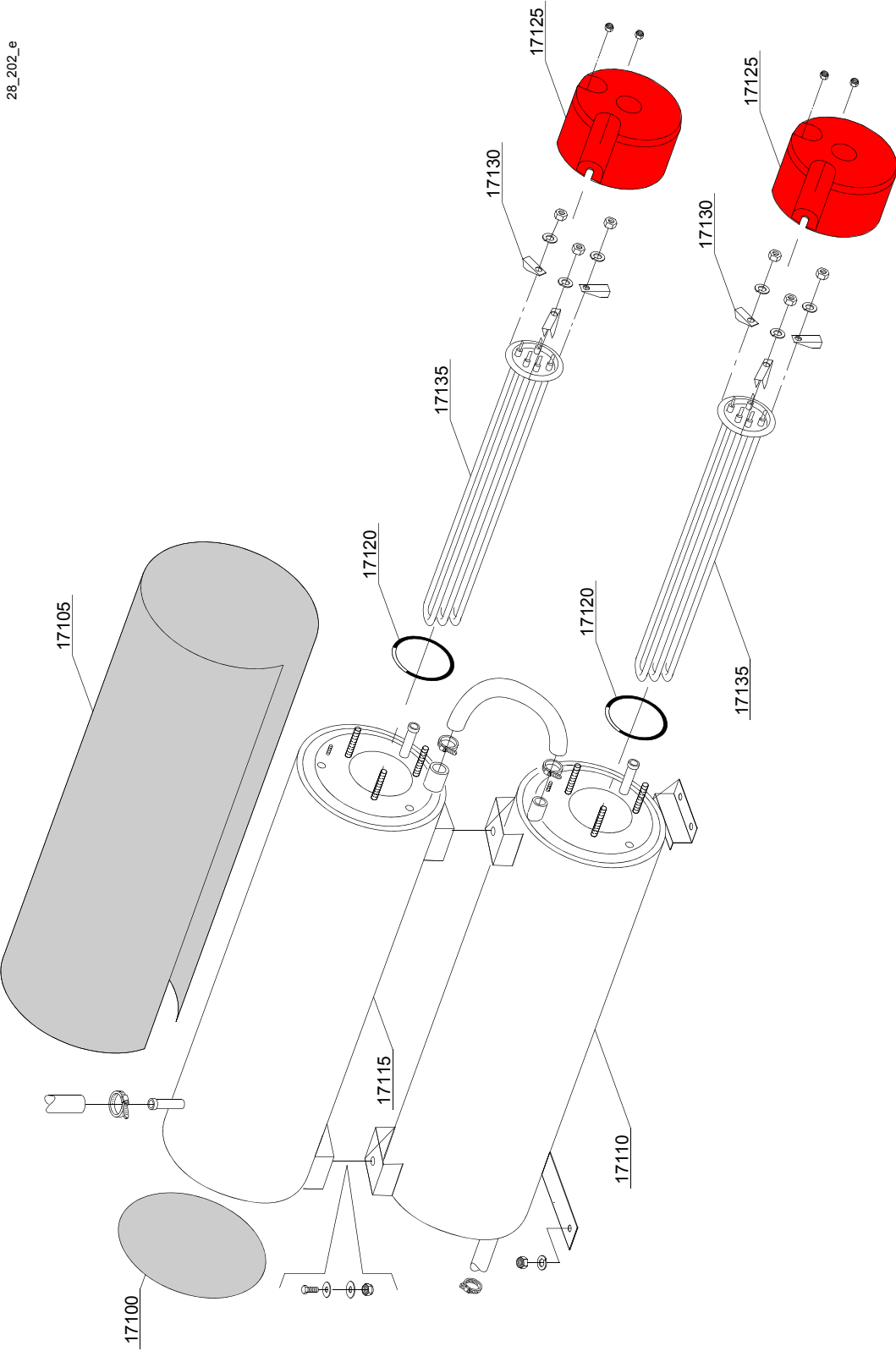
ID	P-code	SN from	SN to	Mod.	Acces.	Volt	Description
Module: Internal components washing module 1300							
15535	3009363		-	e,uw			Pressure switch support
15540	3004101		-	e,uw			Overflow pipe assembly

e=ELECTRONICAL SWITCHES, uw=LOWER AND UPPER WASHER

87=87

hr=HEAT RECOVERY - TR98, hp=HEAT PUMP - TR99, sc9=STEAM CONDENSER - LC 91, csa=CONVEYOR SPEED ADJUSTING - LC 101, d9=DRYER - LC 90, cw=ADDITIONAL BOILER FOR COLD WATER SUPPLY, dvgw=DVGW VALVE SYSTEM, szc8=SPLASH ZONE WITH CILINDER - LC 84, ti=TANK INSULATION, ds=DOUBLE SKIN, bp=BOOSTER PUMP, sdn3=DISPENSER SYSTEM SDN-3

A=3/N/PE~380-400V 50-60Hz, D=3/PE~200-210V 50-60Hz, F=2/PE~220-240V 50-60Hz, G=3/N/PE~415V 50-60Hz, H=3/PE~220-230V 50-60Hz, K=3/PE~380-400V 50-60Hz, L=3/PE~415V 50-60Hz, M=3/PE~440V 60Hz, P=1/N/PE~220-230V 50-60Hz, R=2/PE~220-240V 50-60Hz, U=1/N/PE~240V 50-60Hz, V=3/PE~240V 50-60Hz, W=1/N/PE~100-110V 50-60Hz



28_202_e

Spare parts

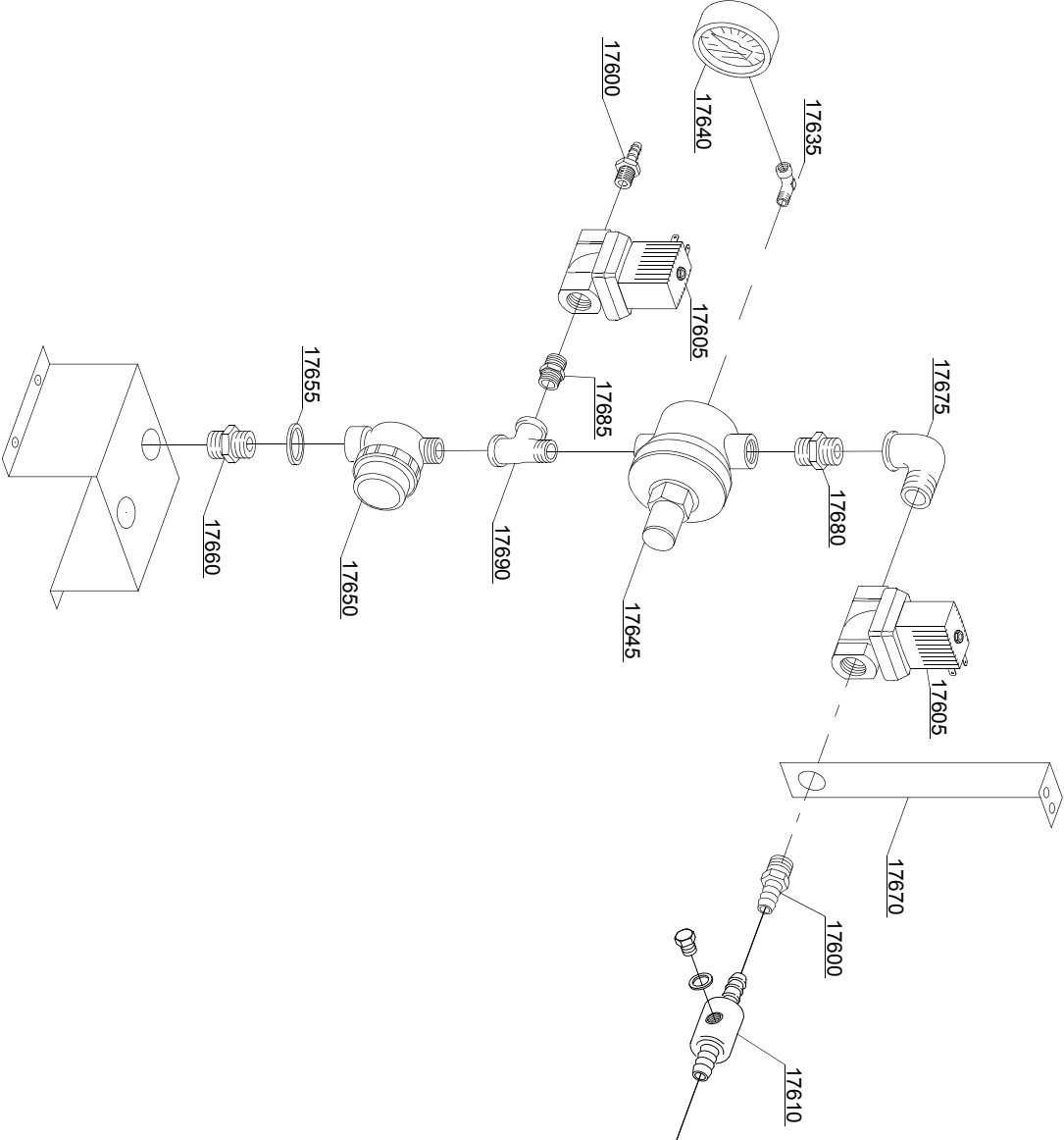
ID	P-code	SN from	SN to	Mod.	Acces.	Volt	Description
Module:Boiler components							
17100	75205		-	e,uw			Bottom boiler insulating
17105	30002030		-	e,uw			Boiler insulating
17110	3007012		-	e,uw			Inferior Boiler
17115	3007013		-	e,uw			Upper Boiler
17120	13015		-	e,uw			O-ring 160 (6225)
17125	75311		-	e,uw			Heating element cover
17130	16045		-	e,uw			Heating element support Ø6.3
17135	30001011		-	e,uw		A	Heating element 9kW
17135	30001011/A		-	e,uw		A	Heating element 12kW
17135	30001011/B		-	e,uw		A	Heating element 14kW

e=ELECTRONICAL SWITCHES, uw=LOWER AND UPPER WASHER

87=87

hr=HEAT RECOVERY - TR98, hp=HEAT PUMP - TR99, sc9=STEAM CONDENSER - LC 91, csa=CONVEYOR SPEED ADJUSTING - LC 101, d9=DRYER - LC 90, cw=ADDITIONAL BOILER FOR COLD WATER SUPPLY, dvgw=DVGW VALVE SYSTEM, szc8=SPLASH ZONE WITH CILINDER - LC 84, ti=TANK INSULATION, ds=DOUBLE SKIN, bp=BOOSTER PUMP, sdn3=DISPENSER SYSTEM SDN-3

A=3/N/PE~380-400V 50-60Hz, D=3/PE~200-210V 50-60Hz, F=2/PE~220-240V 50-60Hz, G=3/N/PE~415V 50-60Hz, H=3/PE~220-230V 50-60Hz, K=3/PE~380-400V 50-60Hz, L=3/PE~415V 50-60Hz, M=3/PE~440V 60Hz, P=1/N/PE~220-230V 50-60Hz, R=2/PE~220-240V 50-60Hz, U=1/N/PE~240V 50-60Hz, V=3/PE~240V 50-60Hz, W=1/N/PE~100-110V 50-60Hz



29_003_e

Spare parts

ID	P-code	SN from	SN to	Mod.	Acces.	Volt	Description
Module:Solenoid valves components: tank loading + rinsing							
17600	12023		-	e,uw			Hose holder
17605	3002030		-	e,uw			Solenoid valve
17610	3003906		-	e,uw			Connection T
17635	12012		-	e,uw			Elbow
17640	2000244		-	e,uw			Pressure reduction gauge
17645	2000364		-	e,uw			Pressure reduction valve
17650	2000121		-	e,uw			Filter
17655	13326		-	e,uw			Gasket 38x27x2
17660	12025		-	e,uw			Nipples
17665	12033		-	e,uw			Nipples
17670	3009585		-	e,uw			Solenoid valve support
17675	3002141		-	e,uw			Elbow
17680	10200208		-	e,uw			Nipples
17685	3002145		-	e,uw			Reduction nipples
17690	3002144		-	e,uw			Connection T

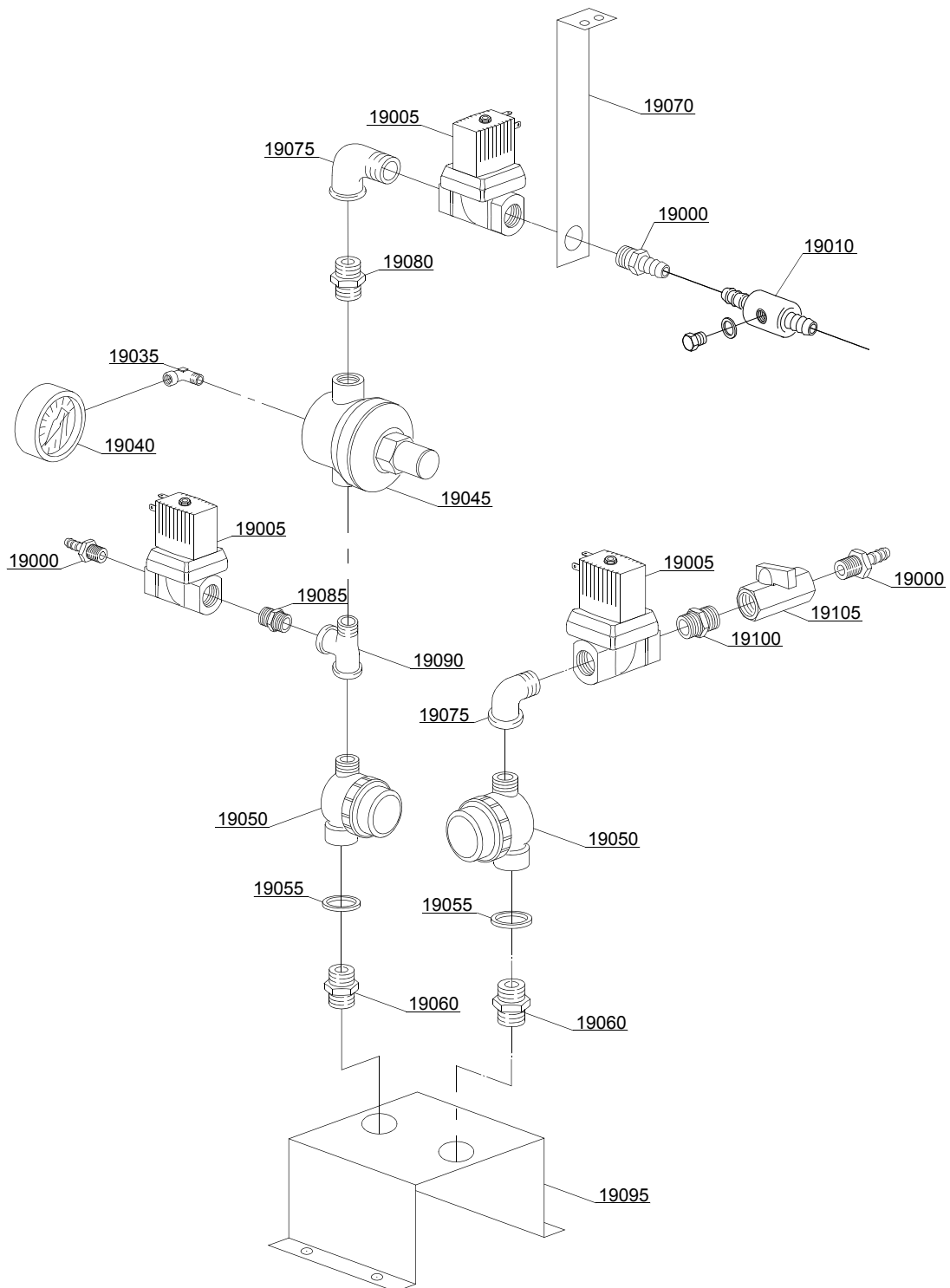
e=ELECTRONICAL SWITCHES, uw=LOWER AND UPPER WASHER

87=87

hr=HEAT RECOVERY - TR98, hp=HEAT PUMP - TR99, sc9=STEAM CONDENSER - LC 91, csa=CONVEYOR SPEED ADJUSTING - LC 101, d9=DRYER - LC 90, cw=ADDITIONAL BOILER FOR COLD WATER SUPPLY, dvgw=DVGW VALVE SYSTEM, szc8=SPLASH ZONE WITH CILINDER - LC 84, ti=TANK INSULATION, ds=DOUBLE SKIN, bp=BOOSTER PUMP, sdn3=DISPENSER SYSTEM SDN-3

A=3/N/PE~380-400V 50-60Hz, D=3/PE~200-210V 50-60Hz, F=2/PE~220-240V 50-60Hz, G=3/N/PE~415V 50-60Hz, H=3/PE~220-230V 50-60Hz, K=3/PE~380-400V 50-60Hz, L=3/PE~415V 50-60Hz, M=3/PE~440V 60Hz, P=1/N/PE~220-230V 50-60Hz, R=2/PE~220-240V 50-60Hz, U=1/N/PE~240V 50-60Hz, V=3/PE~240V 50-60Hz, W=1/N/PE~100-110V 50-60Hz

29_004ae



Spare parts

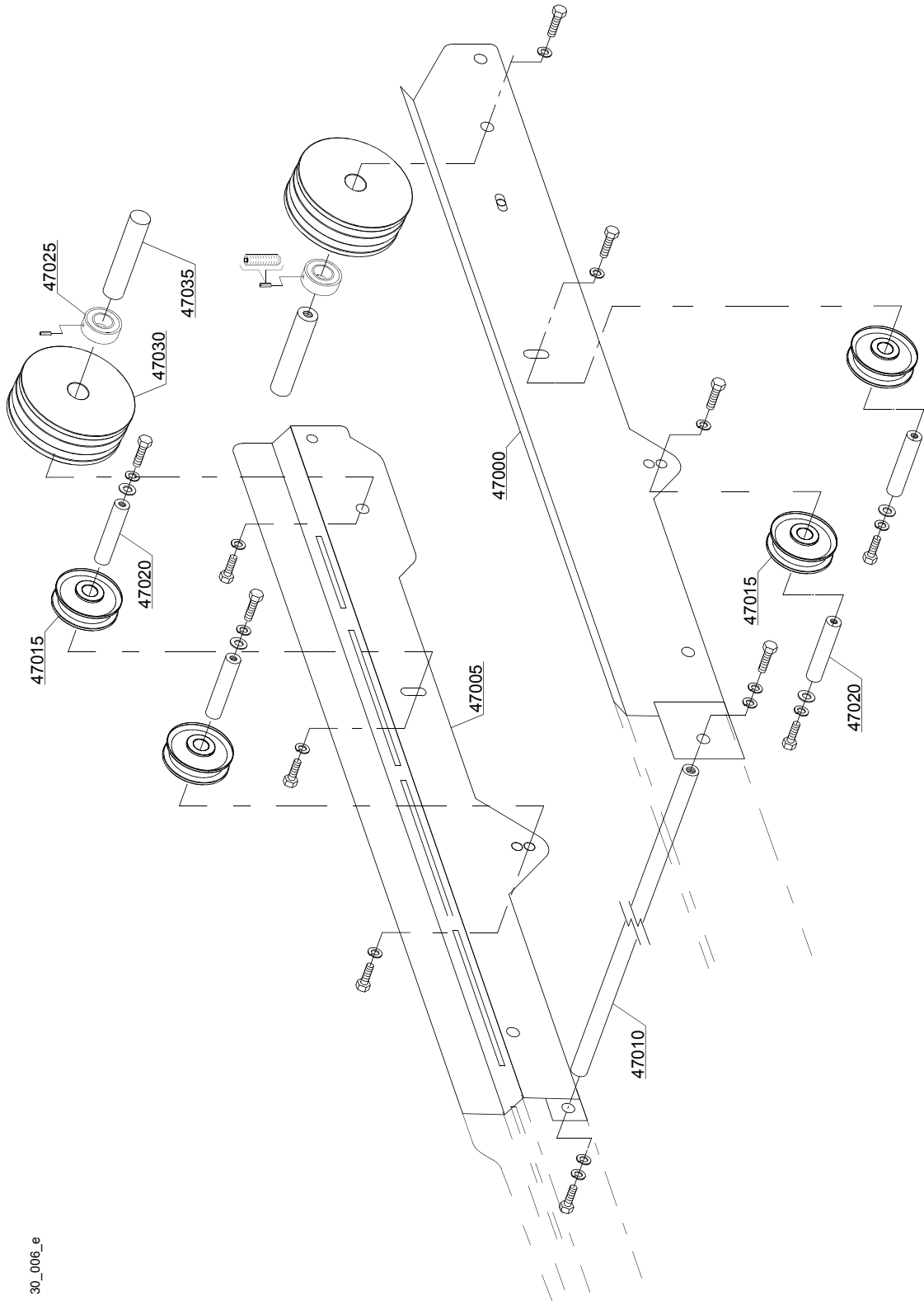
ID	P-code	SN from	SN to	Mod.	Acces.	Volt	Description
Module:Solenoid valves components: tank loading + rinsing + steam condenser							
19000	12023		-	e,uw			Hose holder
19005	3002030		-	e,uw			Solenoid valve
19010	3003906		-	e,uw			Connection T
19035	12012		-	e,uw			Elbow
19040	2000244		-	e,uw			Pressure reduction gauge
19045	2000364		-	e,uw			Pressure reduction valve
19050	2000121		-	e,uw			Filter
19055	13326		-	e,uw			Gasket 38x27x2
19060	12025		-	e,uw			Nipples
19065	12033		-	e,uw			Nipples
19070	3009585		-	e,uw			Solenoid valve support
19075	3002141		-	e,uw			Elbow
19080	10200208		-	e,uw			Nipples
19085	3002145		-	e,uw			Reduction nipples
19090	3002144		-	e,uw			Connection T
19095	3009220		-	e,uw			Solenoid valve support
19100	12027		-	e,uw			Nipples
19105	3002140		-	e,uw			Tap

e=ELECTRONICAL SWITCHES, uw=LOWER AND UPPER WASHER

87=87

hr=HEAT RECOVERY - TR98, hp=HEAT PUMP - TR99, sc9=STEAM CONDENSER - LC 91, csa=CONVEYOR SPEED ADJUSTING - LC 101, d9=DRYER - LC 90, cw=ADDITIONAL BOILER FOR COLD WATER SUPPLY, dvgw=DVGW VALVE SYSTEM, szc8=SPLASH ZONE WITH CILINDER - LC 84, ti=TANK INSULATION, ds=DOUBLE SKIN, bp=BOOSTER PUMP, sdn3=DISPENSER SYSTEM SDN-3

A=3/N/PE~380-400V 50-60Hz, D=3/PE~200-210V 50-60Hz, F=2/PE~220-240V 50-60Hz, G=3/N/PE~415V 50-60Hz, H=3/PE~220-230V 50-60Hz, K=3/PE~380-400V 50-60Hz, L=3/PE~415V 50-60Hz, M=3/PE~440V 60Hz, P=1/N/PE~220-230V 50-60Hz, R=2/PE~220-240V 50-60Hz, U=1/N/PE~240V 50-60Hz, V=3/PE~240V 50-60Hz, W=1/N/PE~100-110V 50-60Hz



30_006_e

Spare parts

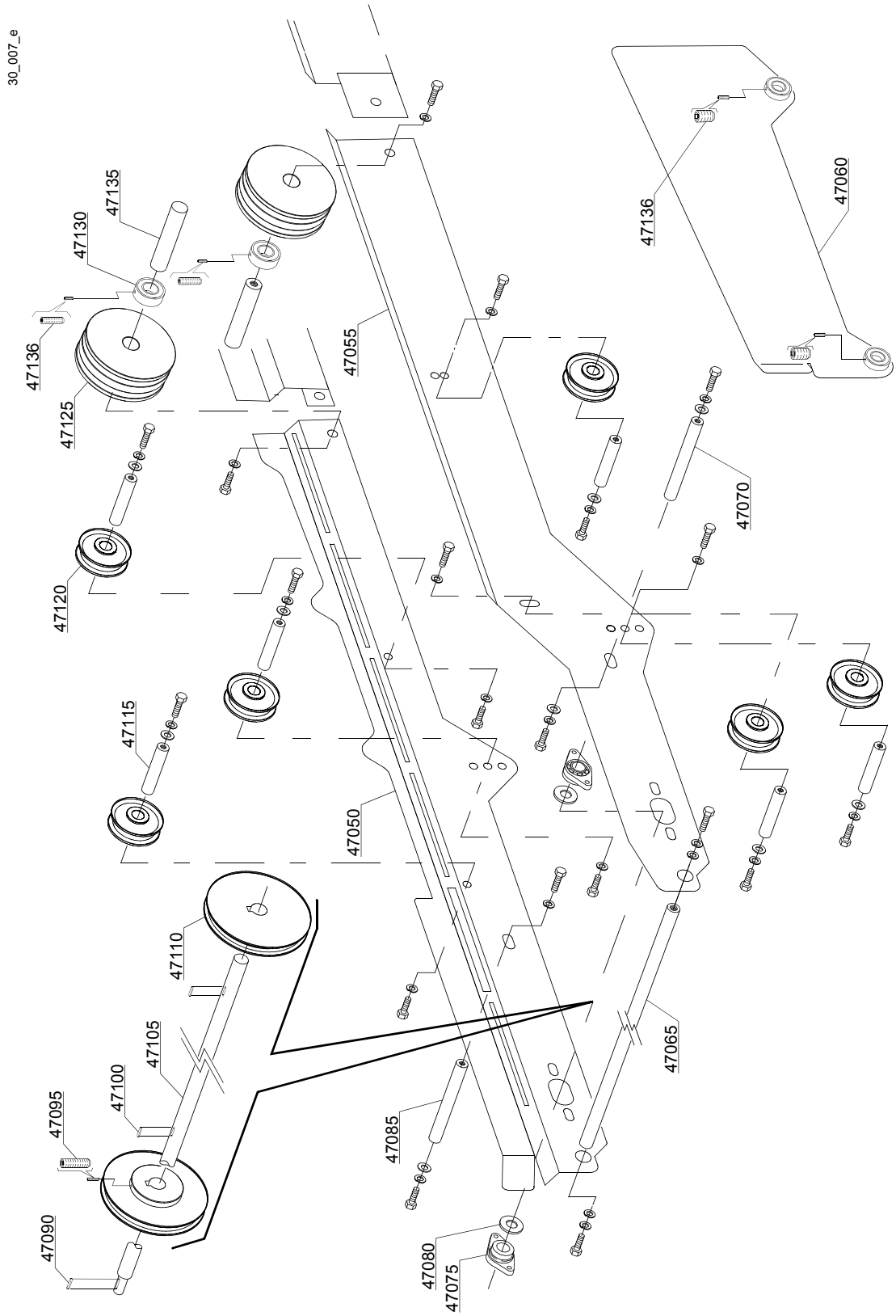
ID	P-code	SN from	SN to	Mod.	Acces.	Volt	Description
Module: Polycord guides: central zone							
47000	3062007		-	e,uw			Right front guide DX
47000	3062006		-	e,uw			Left front guide SX
47005	3062005		-	e,uw			Right back guide DX
47005	3062004		-	e,uw			Left back guide SX
47010	3062030		-	e,uw			Back and front guide axis
47015	3061005		-	e,uw			Neutral pulley Ø70
47020	3062029		-	e,uw			Belt tightening pulley axis
47025	3003048		-	e,uw			Spacer distance ring
47030	3062003		-	e,uw			Double pulley
47035	3062031		-	e,uw			Double pulley axis

e=ELECTRONICAL SWITCHES, uw=LOWER AND UPPER WASHER

87=87

hr=HEAT RECOVERY - TR98, hp=HEAT PUMP - TR99, sc9=STEAM CONDENSER - LC 91, csa=CONVEYOR SPEED ADJUSTING - LC 101, d9=DRYER - LC 90, cw=ADDITIONAL BOILER FOR COLD WATER SUPPLY, dvgw=DVGW VALVE SYSTEM, szc8=SPLASH ZONE WITH CILINDER - LC 84, ti=TANK INSULATION, ds=DOUBLE SKIN, bp=BOOSTER PUMP, sdn3=DISPENSER SYSTEM SDN-3

A=3/N/PE~380-400V 50-60Hz, D=3/PE~200-210V 50-60Hz, F=2/PE~220-240V 50-60Hz, G=3/N/PE~415V 50-60Hz, H=3/PE~220-230V 50-60Hz, K=3/PE~380-400V 50-60Hz, L=3/PE~415V 50-60Hz, M=3/PE~440V 60Hz, P=1/N/PE~220-230V 50-60Hz, R=2/PE~220-240V 50-60Hz, U=1/N/PE~240V 50-60Hz, V=3/PE~240V 50-60Hz, W=1/N/PE~100-110V 50-60Hz



Spare parts

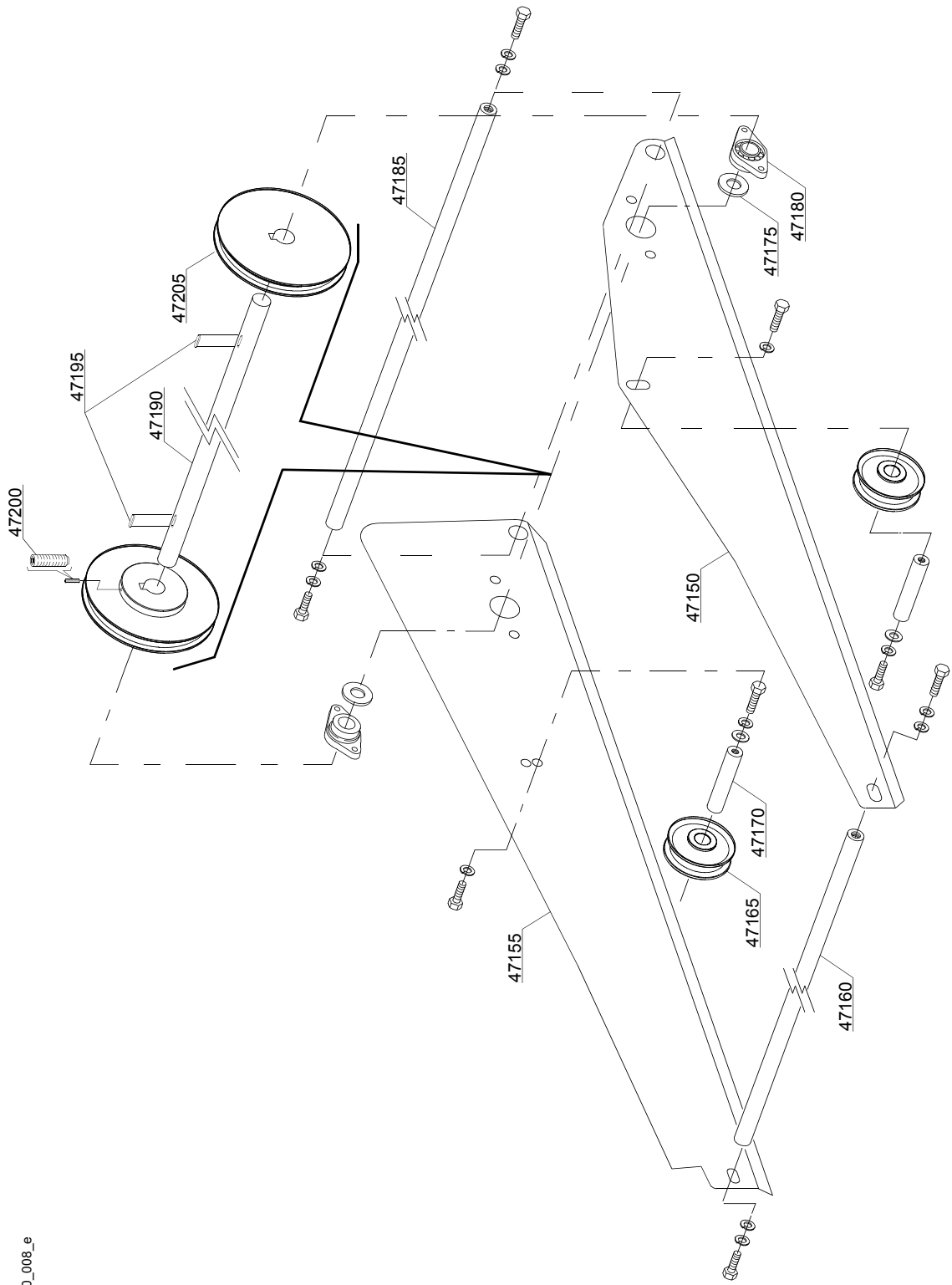
ID	P-code	SN from	SN to	Mod.	Acces.	Volt	Description
Module: Polycord guides: inlet zone							
47050	3062004		-	e,uw			Right back guide DX
47055	3062006		-	e,uw			Left back guide SX
47060	3062010		-	e,uw			Inlet Side board adjustable
47065	3062028		-	e,uw			Fixing axis for internal / external guide
47070	3062032		-	e,uw			In let side board axis adjustable
47075	3000260		-	e,uw			Bearing / Support for shaft
47080	3003048		-	e,uw			Spacer distance ring
47085	3062032		-	e,uw			In let side board axis adjustable
47090	3060181		-	e,uw			5x5x25 inox key
47095	11505		-	e,uw			Stop dowel M6x16 inox
47100	2001045		-	e,uw			6x6x32 inox key
47105	3062011		-	e,uw			(2°) Secondary shaft
47110	3062014		-	e,uw			Pulley Ø 110mm
47115	3062029		-	e,uw			Belt tightening pulley axis
47120	3061005		-	e,uw			Neutral pulley Ø70mm
47125	3062003		-	e,uw			Double pulley
47130	3003048		-	e,uw			Spacer distance ring
47135	3062031		-	e,uw			Double pulley axis
47136	11504		-	e,uw			Stop dowel M6x8 inox UNI5923 DI913

e=ELECTRONICAL SWITCHES, uw=LOWER AND UPPER WASHER

87=87

hr=HEAT RECOVERY - TR98, hp=HEAT PUMP - TR99, sc9=STEAM CONDENSER - LC 91, csa=CONVEYOR SPEED ADJUSTING - LC 101, d9=DRYER - LC 90, cw=ADDITIONAL BOILER FOR COLD WATER SUPPLY, dvgw=DVGW VALVE SYSTEM, szc8=SPLASH ZONE WITH CILINDER - LC 84, ti=TANK INSULATION, ds=DOUBLE SKIN, bp=BOOSTER PUMP, sdn3=DISPENSER SYSTEM SDN-3

A=3/N/PE~380-400V 50-60Hz, D=3/PE~200-210V 50-60Hz, F=2/PE~220-240V 50-60Hz, G=3/N/PE~415V 50-60Hz, H=3/PE~220-230V 50-60Hz, K=3/PE~380-400V 50-60Hz, L=3/PE~415V 50-60Hz, M=3/PE~440V 60Hz, P=1/N/PE~220-230V 50-60Hz, R=2/PE~220-240V 50-60Hz, U=1/N/PE~240V 50-60Hz, V=3/PE~240V 50-60Hz, W=1/N/PE~100-110V 50-60Hz



30_008_e

Spare parts

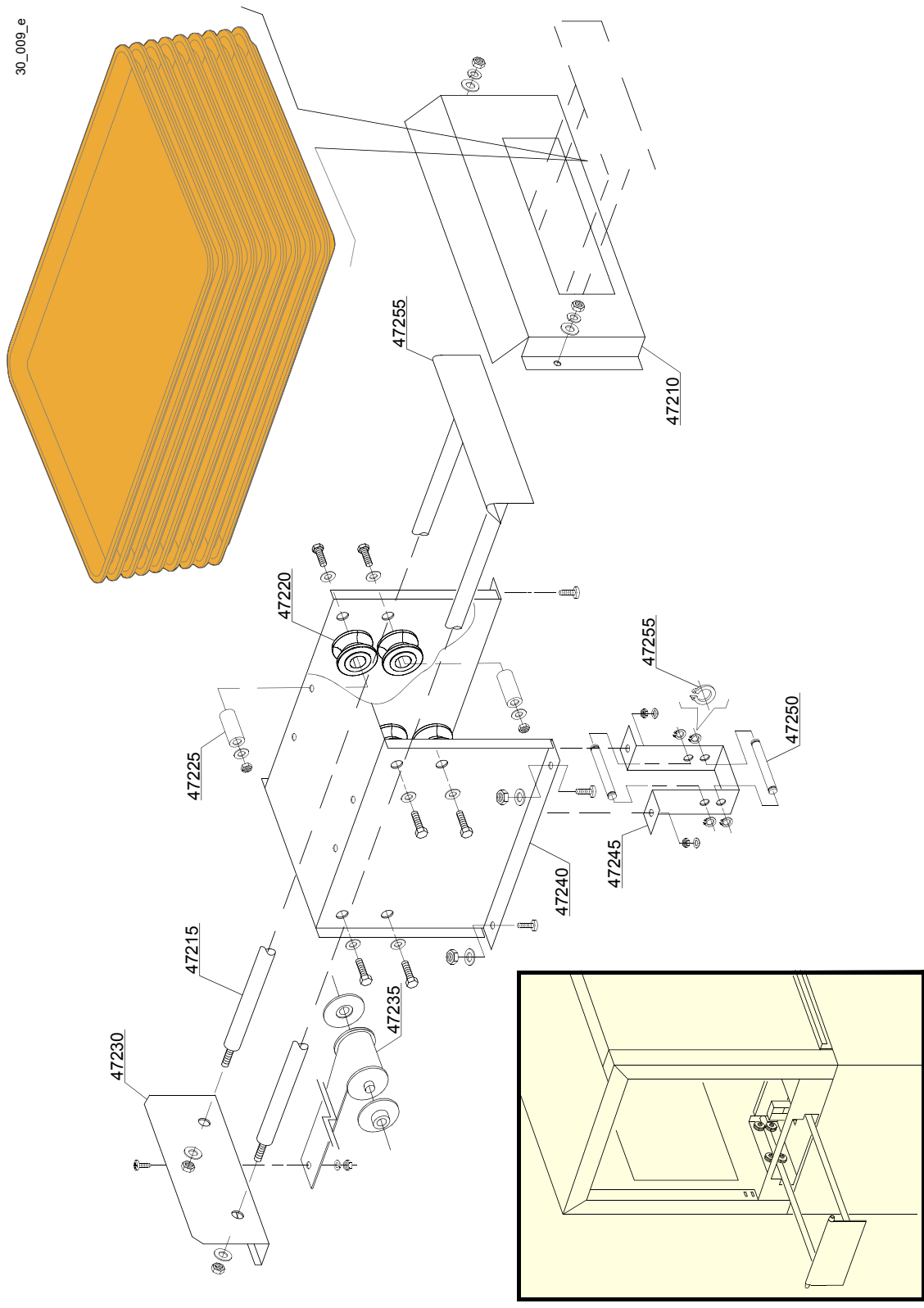
ID	P-code	SN from	SN to	Mod.	Acces.	Volt	Description
Module: Polycord guides: drying zone							
47150	3062009		-	e,uw			Front guide
47155	3062008		-	e,uw			Back guide
47160	3062030		-	e,uw			Back and front guide axis
47165	3061005		-	e,uw			Neutral pulley Ø70mm
47170	3062029		-	e,uw			Belt tightening pulley axis
47175	3003048		-	e,uw			Spacer distance ring
47180	3000260		-	e,uw			Bearing / Support for shaft
47185	3062028		-	e,uw			Guide axis indoor / outside
47190	3062012		-	e,uw			Neutral shaft
47195	2001045		-	e,uw			6x6x32 inox key
47200	11505		-	e,uw			Stop dowel M6x16 inox
47205	3062014		-	e,uw			Pulley Ø 110mm

e=ELECTRONICAL SWITCHES, uw=LOWER AND UPPER WASHER

87=87

hr=HEAT RECOVERY - TR98, hp=HEAT PUMP - TR99, sc9=STEAM CONDENSER - LC 91, csa=CONVEYOR SPEED ADJUSTING - LC 101, d9=DRYER - LC 90, cw=ADDITIONAL BOILER FOR COLD WATER SUPPLY, dvgw=DVGW VALVE SYSTEM, szc8=SPLASH ZONE WITH CILINDER - LC 84, ti=TANK INSULATION, ds=DOUBLE SKIN, bp=BOOSTER PUMP, sdn3=DISPENSER SYSTEM SDN-3

A=3/N/PE~380-400V 50-60Hz, D=3/PE~200-210V 50-60Hz, F=2/PE~220-240V 50-60Hz, G=3/N/PE~415V 50-60Hz, H=3/PE~220-230V 50-60Hz, K=3/PE~380-400V 50-60Hz, L=3/PE~415V 50-60Hz, M=3/PE~440V 60Hz, P=1/N/PE~220-230V 50-60Hz, R=2/PE~220-240V 50-60Hz, U=1/N/PE~240V 50-60Hz, V=3/PE~240V 50-60Hz, W=1/N/PE~100-110V 50-60Hz



Spare parts

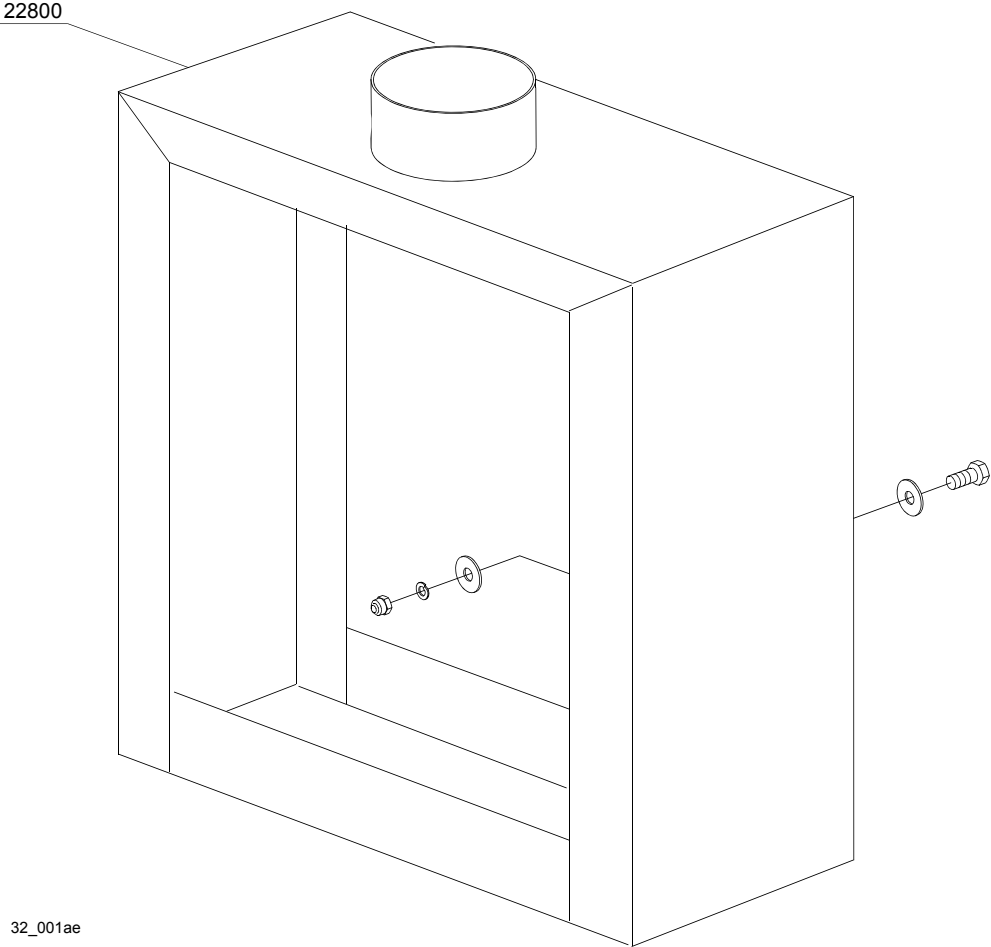
ID	P-code	SN from	SN to	Mod.	Acces.	Volt	Description
Module: Accumulateur plateaux							
47210	3062024		-	e,uw			Escape slide
47215	3062021		-	e,uw			Sliding axis bracket
47220	3062017		-	e,uw			Wheel
47225	3062016		-	e,uw			Spacer
47230	3062023		-	e,uw			End stop
47235	3062000		-	e,uw			Inox spring
47240	3062022		-	e,uw			Chassis
47245	3062019		-	e,uw			Support seam for inox spring
47250	3062018		-	e,uw			Spring hinge guides
47255	3062020		-	e,uw			External support

e=ELECTRONICAL SWITCHES, uw=LOWER AND UPPER WASHER

87=87

hr=HEAT RECOVERY - TR98, hp=HEAT PUMP - TR99, sc9=STEAM CONDENSER - LC 91, csa=CONVEYOR SPEED ADJUSTING - LC 101, d9=DRYER - LC 90, cw=ADDITIONAL BOILER FOR COLD WATER SUPPLY, dvgw=DVGW VALVE SYSTEM, szc8=SPLASH ZONE WITH CILINDER - LC 84, ti=TANK INSULATION, ds=DOUBLE SKIN, bp=BOOSTER PUMP, sdn3=DISPENSER SYSTEM SDN-3

A=3/N/PE~380-400V 50-60Hz, D=3/PE~200-210V 50-60Hz, F=2/PE~220-240V 50-60Hz, G=3/N/PE~415V 50-60Hz, H=3/PE~220-230V 50-60Hz, K=3/PE~380-400V 50-60Hz, L=3/PE~415V 50-60Hz, M=3/PE~440V 60Hz, P=1/N/PE~220-230V 50-60Hz, R=2/PE~220-240V 50-60Hz, U=1/N/PE~240V 50-60Hz, V=3/PE~240V 50-60Hz, W=1/N/PE~100-110V 50-60Hz



Spare parts

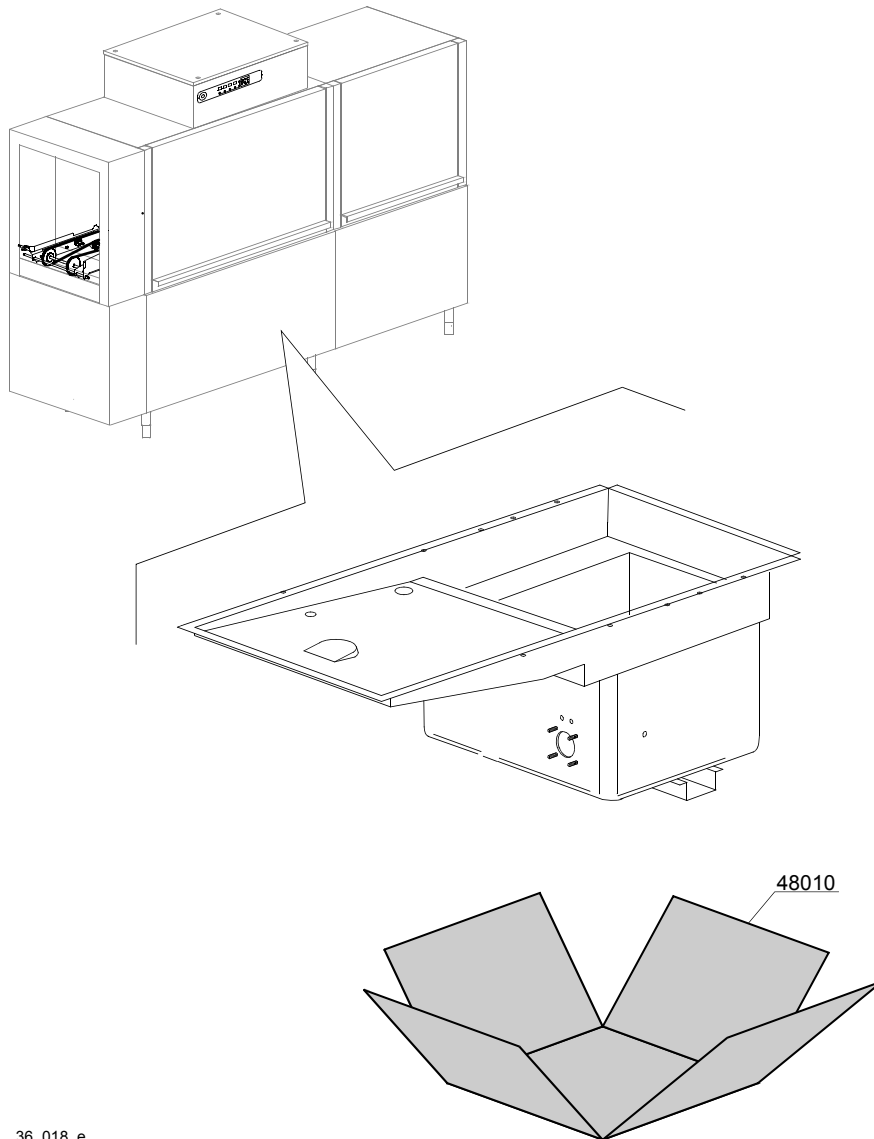
ID	P-code	SN from	SN to	Mod.	Acces.	Volt	Description
Module: Splash zone with cilinder							
22800	999910065		-	e,uw			Splash zone with cilinder LC94

e=ELECTRONICAL SWITCHES, uw=LOWER AND UPPER WASHER

87=87

hr=HEAT RECOVERY - TR98, hp=HEAT PUMP - TR99, sc9=STEAM CONDENSER - LC 91, csa=CONVEYOR SPEED ADJUSTING - LC 101, d9=DRYER - LC 90, cw=ADDITIONAL BOILER FOR COLD WATER SUPPLY, dvgw=DVGW VALVE SYSTEM, szc8=SPLASH ZONE WITH CILINDER - LC 84, ti=TANK INSULATION, ds=DOUBLE SKIN, bp=BOOSTER PUMP, sdn3=DISPENSER SYSTEM SDN-3

A=3/N/PE~380-400V 50-60Hz, D=3/PE~200-210V 50-60Hz, F=2/PE~220-240V 50-60Hz, G=3/N/PE~415V 50-60Hz, H=3/PE~220-230V 50-60Hz, K=3/PE~380-400V 50-60Hz, L=3/PE~415V 50-60Hz, M=3/PE~440V 60Hz, P=1/N/PE~220-230V 50-60Hz, R=2/PE~220-240V 50-60Hz, U=1/N/PE~240V 50-60Hz, V=3/PE~240V 50-60Hz, W=1/N/PE~100-110V 50-60Hz



36_018_e

Spare parts

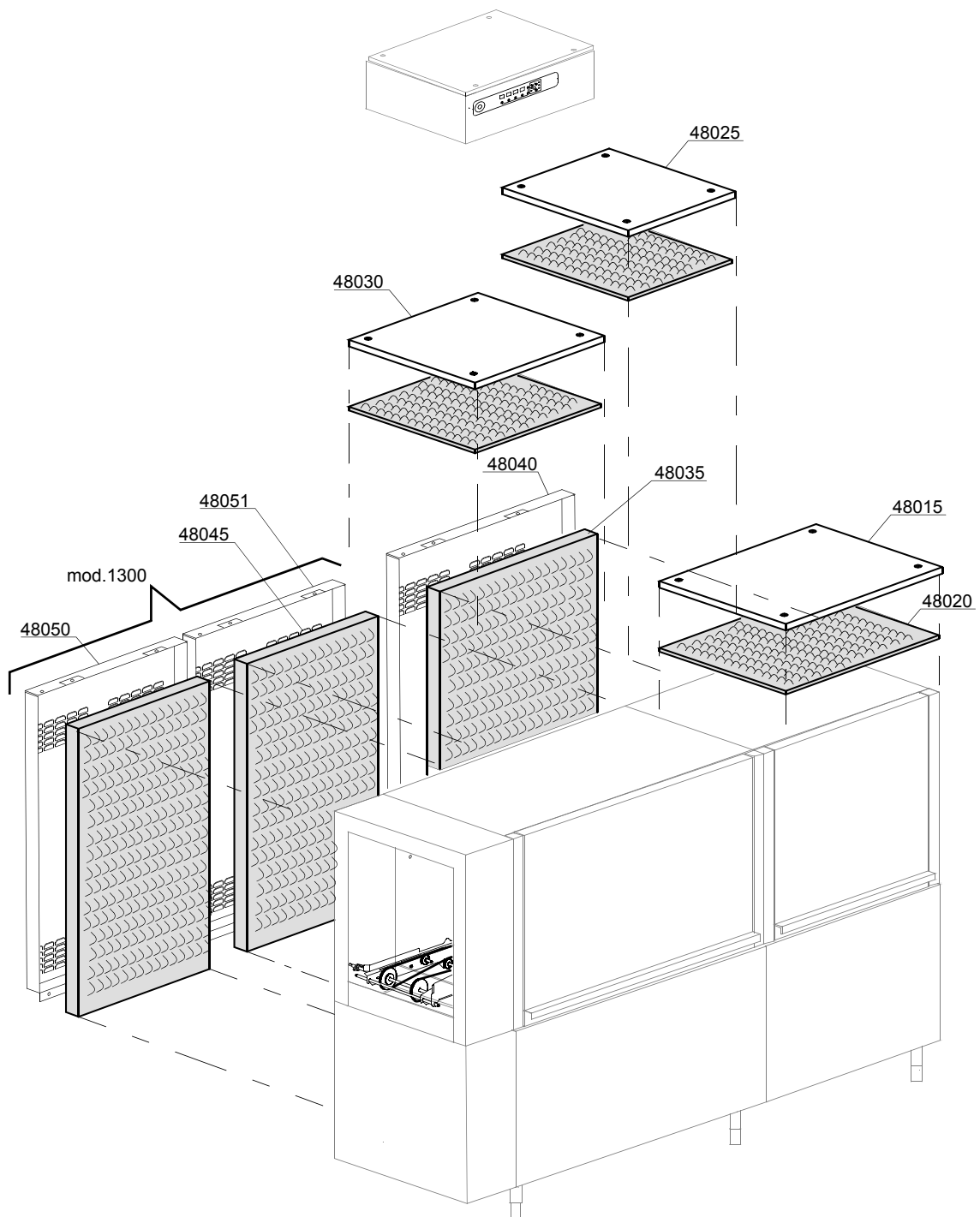
ID	P-code	SN from	SN to	Mod.	Acces.	Volt	Description
Module: Tank insulation							
48010	999910207		-	uw	ti		Tank insulation
							N.B.: kit suppliable only together with the machine, not after

e=ELECTRONICAL SWITCHES, uw=LOWER AND UPPER WASHER

87=87

hr=HEAT RECOVERY - TR98, hp=HEAT PUMP - TR99, sc9=STEAM CONDENSER - LC 91, csa=CONVEYOR SPEED ADJUSTING - LC 101, d9=DRYER - LC 90, cw=ADDITIONAL BOILER FOR COLD WATER SUPPLY, dvgw=DVGW VALVE SYSTEM, szc8=SPLASH ZONE WITH CILINDER - LC 84, ti=TANK INSULATION, ds=DOUBLE SKIN, bp=BOOSTER PUMP, sdn3=DISPENSER SYSTEM SDN-3

A=3/N/PE~380-400V 50-60Hz, D=3/PE~200-210V 50-60Hz, F=2/PE~220-240V 50-60Hz, G=3/N/PE~415V 50-60Hz, H=3/PE~220-230V 50-60Hz, K=3/PE~380-400V 50-60Hz, L=3/PE~415V 50-60Hz, M=3/PE~440V 60Hz, P=1/N/PE~220-230V 50-60Hz, R=2/PE~220-240V 50-60Hz, U=1/N/PE~240V 50-60Hz, V=3/PE~240V 50-60Hz, W=1/N/PE~100-110V 50-60Hz



37_018_e

Spare parts

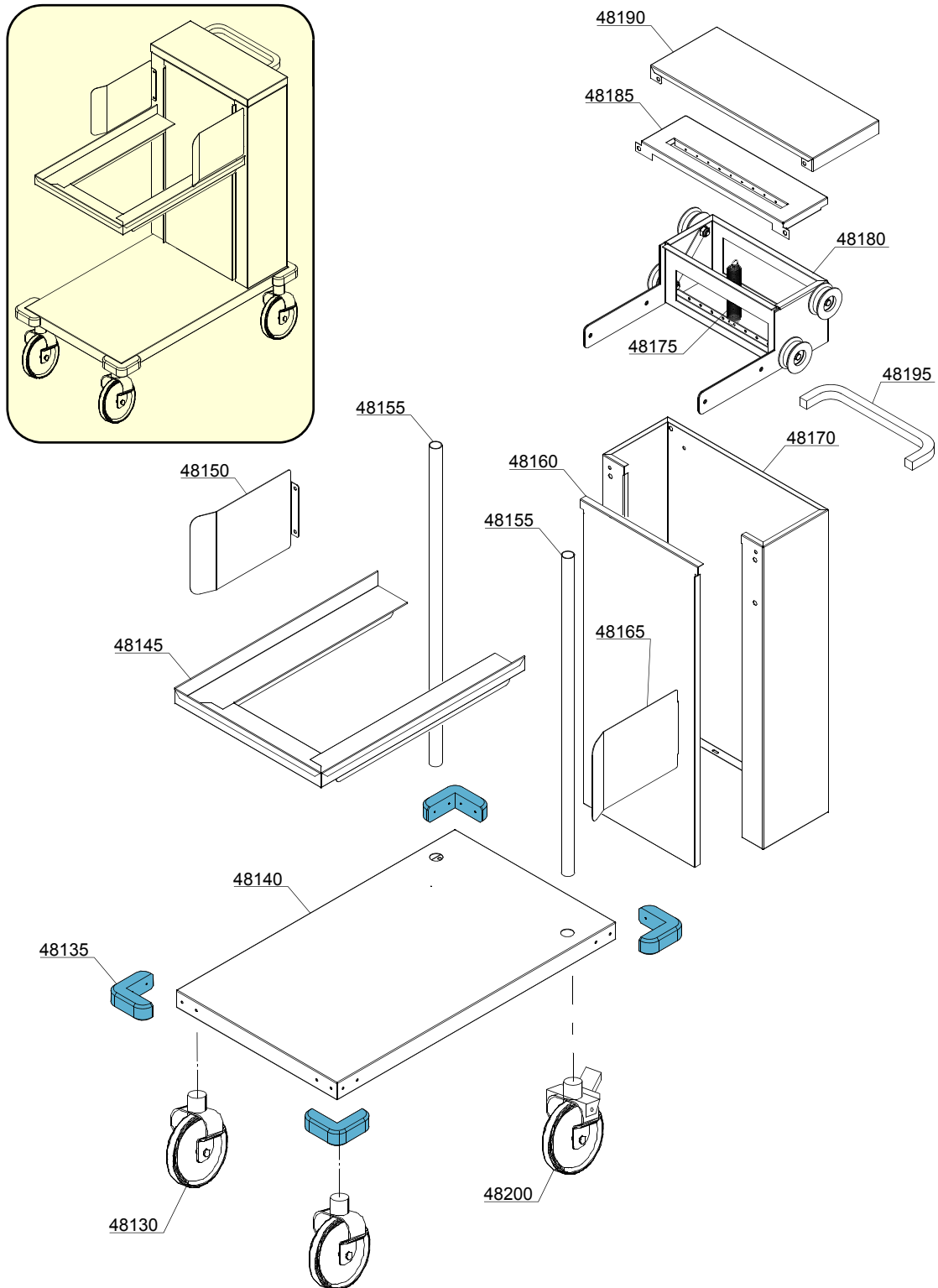
ID	P-code	SN from	SN to	Mod.	Acces.	Volt	Description
Module:Double skin							
48015	3009679		-	e,uw	ds		Insulation panel (L=900mm)
48020	3002191		-	e,uw	ds		Insulating material 8mm
48025	3009678		-	e,uw	ds		Insulation panel (L=700mm)
48030	3009680		-	e,uw	ds		Insulation panel (L=900m)
48035	3003200		-	e,uw	ds		Everflex Insulating material 15+20
48040	3060082		-	e,uw	ds		Back panel (L=900mm)
48045	3003200		-	e,uw	ds		Everflex Insulating material 15+20
48050	3060082		-	e,uw	ds		Back panel (L=900mm)
48051	3060081		-	e,uw	ds		Back panel (L=700mm)
							N.B.: kit suppliable only together with the machine, not after

e=ELECTRONICAL SWITCHES, uw=LOWER AND UPPER WASHER

87=87

hr=HEAT RECOVERY - TR98, hp=HEAT PUMP - TR99, sc9=STEAM CONDENSER - LC 91, csa=CONVEYOR SPEED ADJUSTING - LC 101, d9=DRYER - LC 90, cw=ADDITIONAL BOILER FOR COLD WATER SUPPLY, dvgw=DVGW VALVE SYSTEM, szc8=SPLASH ZONE WITH CILINDER - LC 84, ti=TANK INSULATION, ds=DOUBLE SKIN, bp=BOOSTER PUMP, sdn3=DISPENSER SYSTEM SDN-3

A=3/N/PE~380-400V 50-60Hz, D=3/PE~200-210V 50-60Hz, F=2/PE~220-240V 50-60Hz, G=3/N/PE~415V 50-60Hz, H=3/PE~220-230V 50-60Hz, K=3/PE~380-400V 50-60Hz, L=3/PE~415V 50-60Hz, M=3/PE~440V 60Hz, P=1/N/PE~220-230V 50-60Hz, R=2/PE~220-240V 50-60Hz, U=1/N/PE~240V 50-60Hz, V=3/PE~240V 50-60Hz, W=1/N/PE~100-110V 50-60Hz



37_019_e

Spare parts

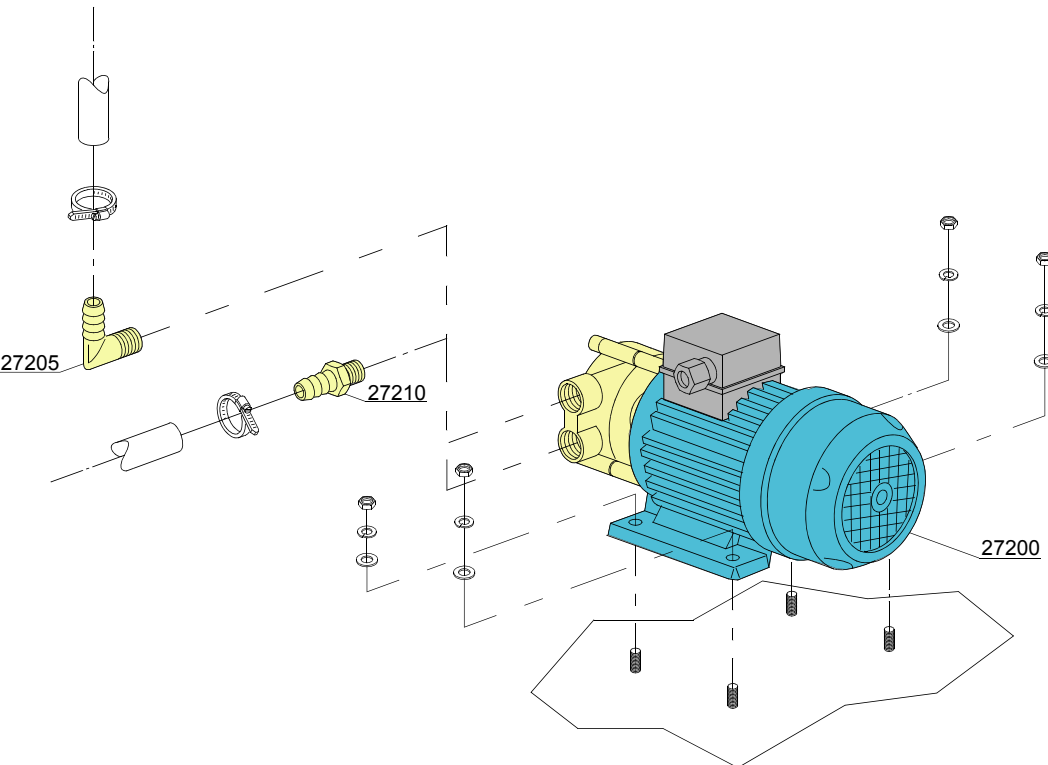
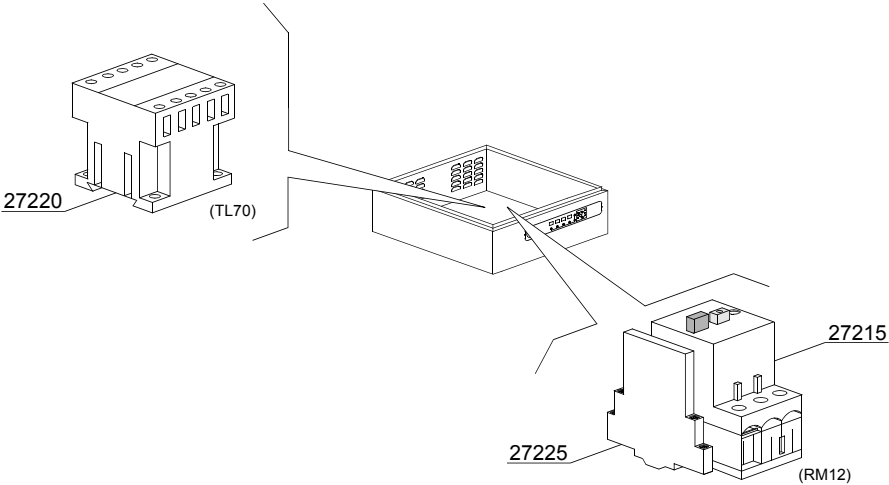
ID	P-code	SN from	SN to	Mod.	Acces.	Volt	Description
Module:Trolley for strays							
48130	3061029		-	e,uw			Front wheel trolley
48135	3061031		-	e,uw			Front rubber buffer trolley
48140	xxxx		-	e,uw			xxxx
48145	xxxx		-	e,uw			xxxx
48150	xxxx		-	e,uw			xxxx
48155	xxxx		-	e,uw			xxxx
48160	xxxx		-	e,uw			xxxx
48165	xxxx		-	e,uw			xxxx
48170	xxxx		-	e,uw			xxxx
48175	3061051		-	e,uw			Springs
48180	xxxx		-	e,uw			xxxx
48185	xxxx		-	e,uw			xxxx
48190	xxxx		-	e,uw			xxxx
48195	22215		-	e,uw			Handle trolley
48200	3061030		-	e,uw			Rear wheel trolley with lock

e=ELECTRONICAL SWITCHES, uw=LOWER AND UPPER WASHER

87=87

hr=HEAT RECOVERY - TR98, hp=HEAT PUMP - TR99, sc9=STEAM CONDENSER - LC 91, csa=CONVEYOR SPEED ADJUSTING - LC 101, d9=DRYER - LC 90, cw=ADDITIONAL BOILER FOR COLD WATER SUPPLY, dvgw=DVGW VALVE SYSTEM, szc8=SPLASH ZONE WITH CILINDER - LC 84, ti=TANK INSULATION, ds=DOUBLE SKIN, bp=BOOSTER PUMP, sdn3=DISPENSER SYSTEM SDN-3

A=3/N/PE~380-400V 50-60Hz, D=3/PE~200-210V 50-60Hz, F=2/PE~220-240V 50-60Hz, G=3/N/PE~415V 50-60Hz, H=3/PE~220-230V 50-60Hz, K=3/PE~380-400V 50-60Hz, L=3/PE~415V 50-60Hz, M=3/PE~440V 60Hz, P=1/N/PE~220-230V 50-60Hz, R=2/PE~220-240V 50-60Hz, U=1/N/PE~240V 50-60Hz, V=3/PE~240V 50-60Hz, W=1/N/PE~100-110V 50-60Hz



38_001_e

Spare parts

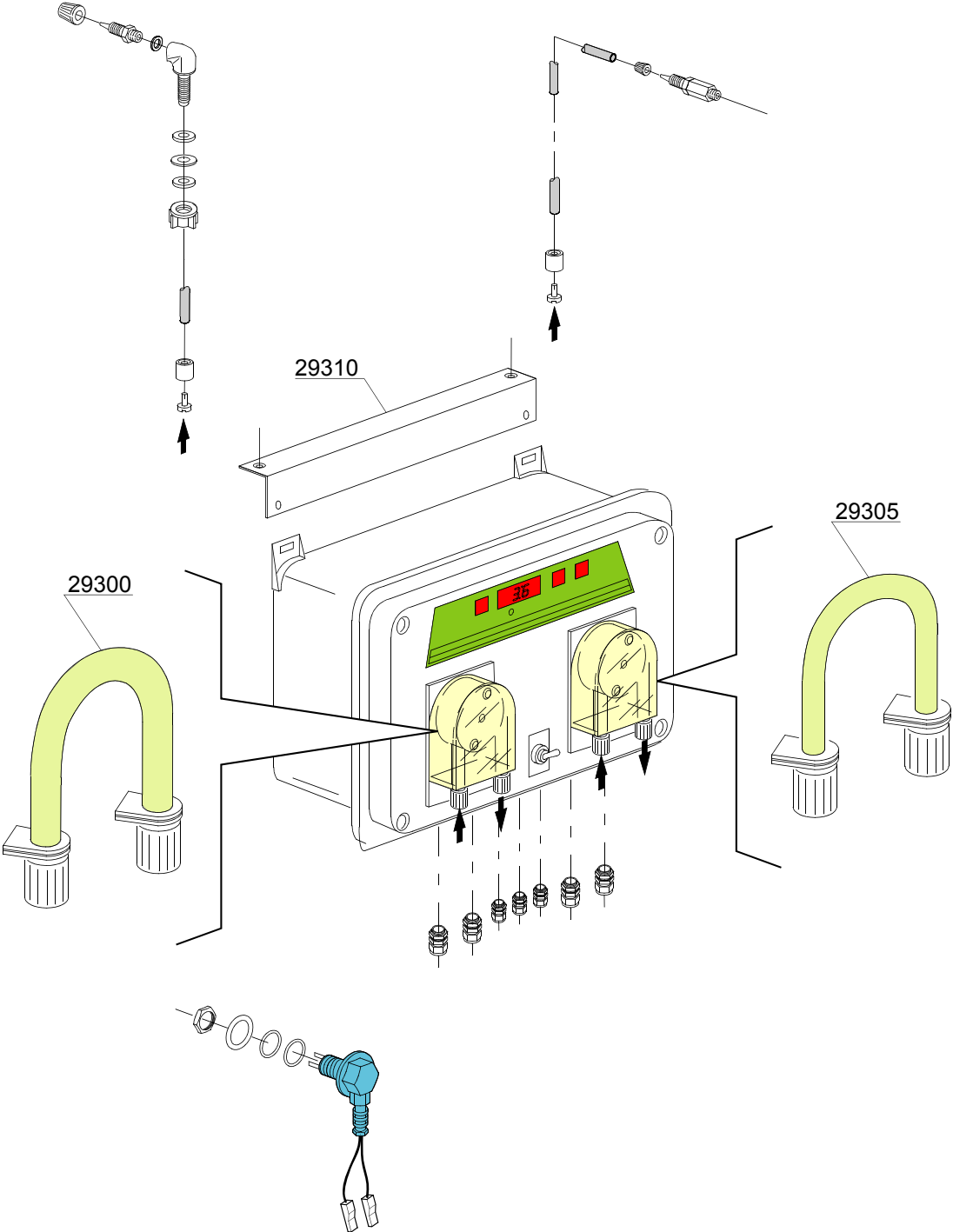
ID	P-code	SN from	SN to	Mod.	Acces.	Volt	Description
Module:Booster pump							
27200	15100		-		bp		Booster pump
27205	12030		-		bp		Elbow pipe fitting
27210	10221311		-		bp		Pipe fitting
27215	2000394		-		bp		Motorprotector 2,5-4A
27220	2000370		-		bp		Contactora MC9
27225	3006080		-		bp		Auxiliary contact LMS25

e=ELECTRONICAL SWITCHES, uw=LOWER AND UPPER WASHER

87=87

hr=HEAT RECOVERY - TR98, hp=HEAT PUMP - TR99, sc9=STEAM CONDENSER - LC 91, csa=CONVEYOR SPEED ADJUSTING - LC 101, d9=DRYER - LC 90, cw=ADDITIONAL BOILER FOR COLD WATER SUPPLY, dvgw=DVGW VALVE SYSTEM, szc8=SPLASH ZONE WITH CILINDER - LC 84, ti=TANK INSULATION, ds=DOUBLE SKIN, bp=BOOSTER PUMP, sdn3=DISPENSER SYSTEM SDN-3

A=3/N/PE~380-400V 50-60Hz, D=3/PE~200-210V 50-60Hz, F=2/PE~220-240V 50-60Hz, G=3/N/PE~415V 50-60Hz, H=3/PE~220-230V 50-60Hz, K=3/PE~380-400V 50-60Hz, L=3/PE~415V 50-60Hz, M=3/PE~440V 60Hz, P=1/N/PE~220-230V 50-60Hz, R=2/PE~220-240V 50-60Hz, U=1/N/PE~240V 50-60Hz, V=3/PE~240V 50-60Hz, W=1/N/PE~100-110V 50-60Hz



39_001_e

Spare parts

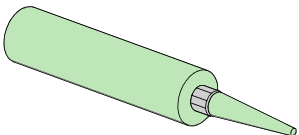
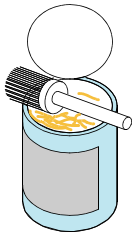
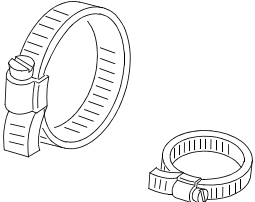
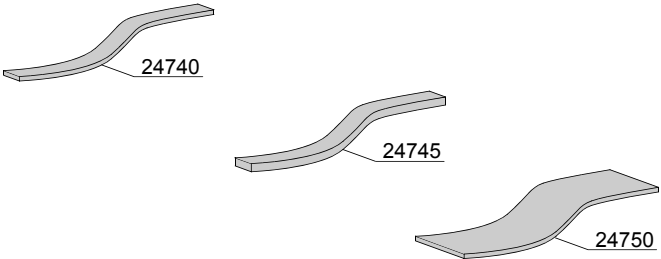
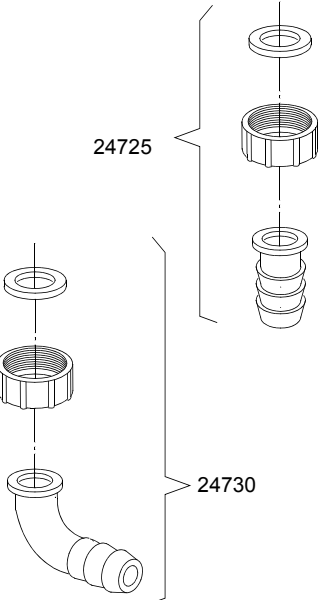
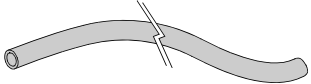
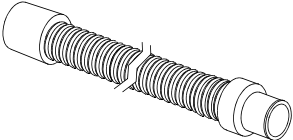
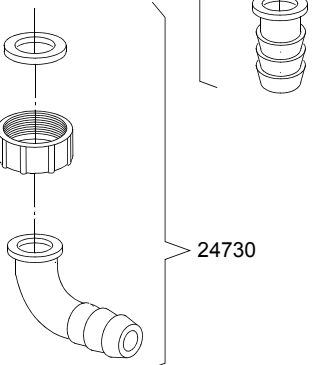
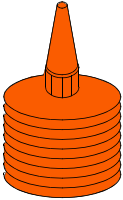
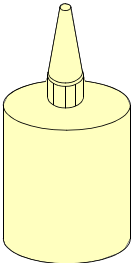
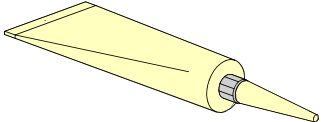
ID	P-code	SN from	SN to	Mod.	Acces.	Volt	Description
Module:Dispensers SDN-3							
	15181/A		-		sdn3		Dispensers assembly SDN-3
29300	15185		-		sdn3		Pipe fitting for detergent dispenser
29305	15186		-		sdn3		Pipe fitting for rinse dispenser
29310	3009669		-		sdn3		Dispensers assembly SDN-3 support

e=ELECTRONICAL SWITCHES, uw=LOWER AND UPPER WASHER

87=87

hr=HEAT RECOVERY - TR98, hp=HEAT PUMP - TR99, sc9=STEAM CONDENSER - LC 91, csa=CONVEYOR SPEED ADJUSTING - LC 101, d9=DRYER - LC 90, cw=ADDITIONAL BOILER FOR COLD WATER SUPPLY, dvgw=DVGW VALVE SYSTEM, szc8=SPLASH ZONE WITH CILINDER - LC 84, ti=TANK INSULATION, ds=DOUBLE SKIN, bp=BOOSTER PUMP, sdn3=DISPENSER SYSTEM SDN-3

A=3/N/PE~380-400V 50-60Hz, D=3/PE~200-210V 50-60Hz, F=2/PE~220-240V 50-60Hz, G=3/N/PE~415V 50-60Hz, H=3/PE~220-230V 50-60Hz, K=3/PE~380-400V 50-60Hz, L=3/PE~415V 50-60Hz, M=3/PE~440V 60Hz, P=1/N/PE~220-230V 50-60Hz, R=2/PE~220-240V 50-60Hz, U=1/N/PE~240V 50-60Hz, V=3/PE~240V 50-60Hz, W=1/N/PE~100-110V 50-60Hz

 <p>24700</p>	 <p>24705</p>	 <p>24760</p>
		
 <p>24755</p>	 <p>24735</p>	
 <p>24765</p>	 <p>24770</p>	 <p>24775</p>

Spare parts

ID	P-code	SN from	SN to	Mod.	Acces.	Volt	Description
Module:Accessory							
24700	---		-				Silicone UNI 9610 - UNI 9611
24705	---		-				Grease for high temperatures CCIAA 629224
24705	---		-				Grease for food - Loctite 8104 Cat. N° 26560
24725	15613/A		-				Fitting exauster
24730	15613		-				1" 1/4x30 nylon elbow
24735	10727		-				Exauster pipe Ø 24mm
24735	10200112		-				Exauster pipe Ø 32mm
24740	15750		-				20x2 self-stick mousse
24745	15751		-				20x4 self-stick mousse
24750	15752		-				60x2 self-stick mousse
24755	2907350		-				Flexible pipe EPDM Ø12
24755	2907352		-				Flexible pipe EPDM Ø12 - WRAS
24755	2907353		-				Flexible pipe EPDM Ø12
24760	11807		-				Steel hose clamp 15/24
24760	11806		-				Steel hose clamp 25/40
24760	11810		-				Steel hose clamp 40/60
24760	11824		-				Steel hose clamp 50/70
24760	2902491		-				Steel hose clamp 60/80
24765	---		-				-50°C +150°C threads dope
24770	---		-				Loctite 542 Cat.N° 54246 - DIN-DVGW 86.02 e 125
24770	---		-				Loctite 243 Cat.N° 18937 - 19386
24775	---		-				Loctite 511 Cat.N° 24003 - DIN-DVGW 86.01 e 125
24775	---		-				Loctite 577 Cat.N° 25392

e=ELECTRONICAL SWITCHES, uw=LOWER AND UPPER WASHER

87=87

hr=HEAT RECOVERY - TR98, hp=HEAT PUMP - TR99, sc9=STEAM CONDENSER - LC 91, csa=CONVEYOR SPEED ADJUSTING - LC 101, d9=DRYER - LC 90, cw=ADDITIONAL BOILER FOR COLD WATER SUPPLY, dvgw=DVGW VALVE SYSTEM, szc8=SPLASH ZONE WITH CILINDER - LC 84, ti=TANK INSULATION, ds=DOUBLE SKIN, bp=BOOSTER PUMP, sdn3=DISPENSER SYSTEM SDN-3

A=3/N/PE~380-400V 50-60Hz, D=3/PE~200-210V 50-60Hz, F=2/PE~220-240V 50-60Hz, G=3/N/PE~415V 50-60Hz, H=3/PE~220-230V 50-60Hz, K=3/PE~380-400V 50-60Hz, L=3/PE~415V 50-60Hz, M=3/PE~440V 60Hz, P=1/N/PE~220-230V 50-60Hz, R=2/PE~220-240V 50-60Hz, U=1/N/PE~240V 50-60Hz, V=3/PE~240V 50-60Hz, W=1/N/PE~100-110V 50-60Hz



00_004_e

Spare parts

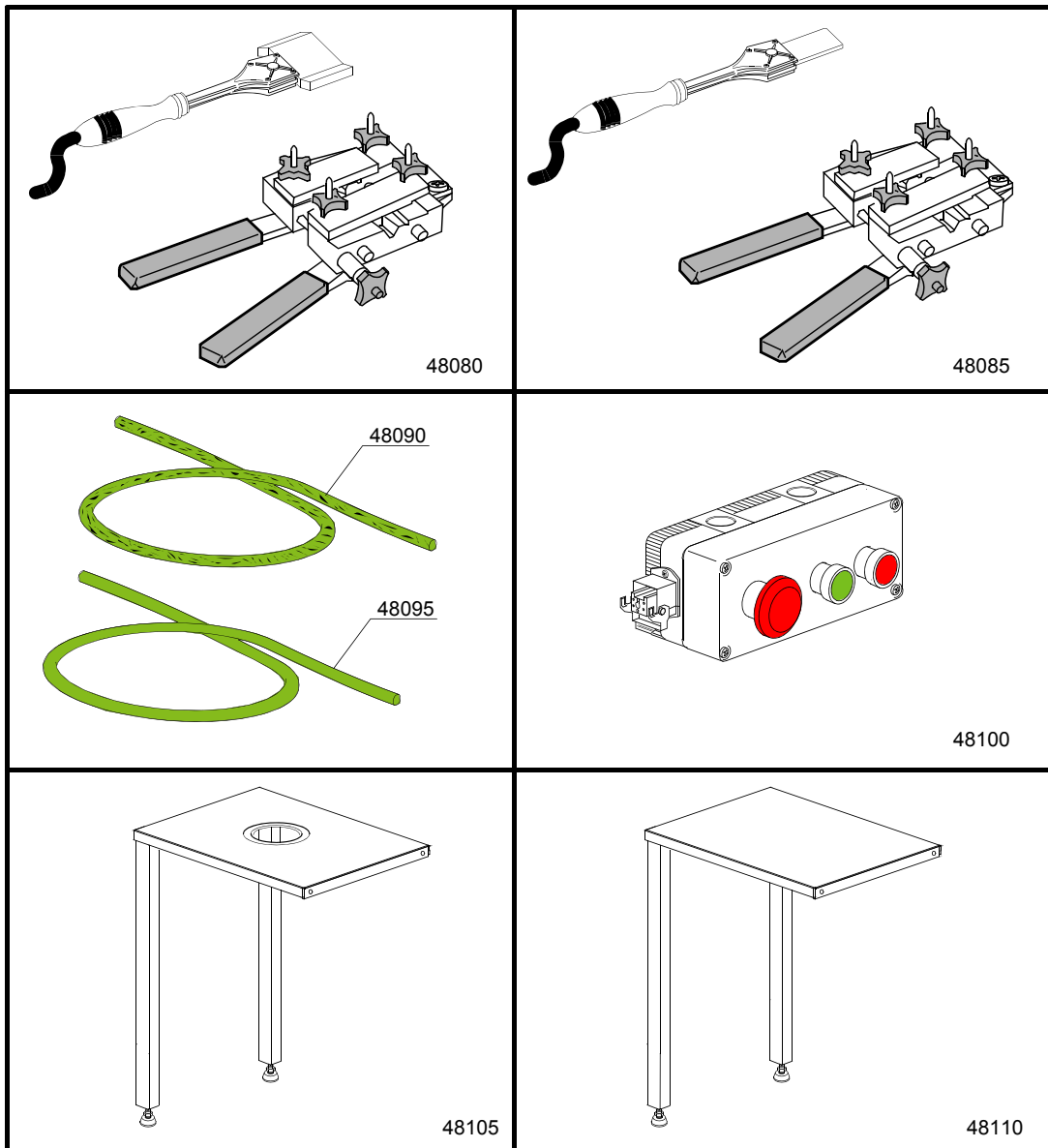
ID	P-code	SN from	SN to	Mod.	Acces.	Volt	Description
Module:Centralized drainage components							
34350	3060173		-				Straight pipe+brass nut dia Ø40 x 1/1"4
34355	3060174		-				Bend pipe + brass nut dia Ø40 x 1"1/4
34360	3060248		-				90° P.P Curve HTB Ø40
34365	3060172		-				P.P Tube HTDM 40/2
34370	3060176		-				"T" Pipe fitting PP-FF-M Ø40

e=ELECTRONICAL SWITCHES, uw=LOWER AND UPPER WASHER

87=87

hr=HEAT RECOVERY - TR98, hp=HEAT PUMP - TR99, sc9=STEAM CONDENSER - LC 91, csa=CONVEYOR SPEED ADJUSTING - LC 101, d9=DRYER - LC 90, cw=ADDITIONAL BOILER FOR COLD WATER SUPPLY, dvgw=DVGW VALVE SYSTEM, szc8=SPLASH ZONE WITH CILINDER - LC 84, ti=TANK INSULATION, ds=DOUBLE SKIN, bp=BOOSTER PUMP, sdn3=DISPENSER SYSTEM SDN-3

A=3/N/PE~380-400V 50-60Hz, D=3/PE~200-210V 50-60Hz, F=2/PE~220-240V 50-60Hz, G=3/N/PE~415V 50-60Hz, H=3/PE~220-230V 50-60Hz, K=3/PE~380-400V 50-60Hz, L=3/PE~415V 50-60Hz, M=3/PE~440V 60Hz, P=1/N/PE~220-230V 50-60Hz, R=2/PE~220-240V 50-60Hz, U=1/N/PE~240V 50-60Hz, V=3/PE~240V 50-60Hz, W=1/N/PE~100-110V 50-60Hz



00_005_e

Spare parts

ID	P-code	SN from	SN to	Mod.	Acces.	Volt	Description
Module:Optionals							
48080	3061050		-				Welder+cord stretcher for reinforced cord
48085	3061049		-				Welder+cord stretcher for non reinforced cord
48090	3061001		-				Reinforced cord Ø 15
48095	3061000		-				Non reinforced cord Ø 15
48100	999920208		-				Additional start-stop emergency
48105	999920214		-				Grading table with hole
48110	999920214		-				Grading table without hole

e=ELECTRONICAL SWITCHES, uw=LOWER AND UPPER WASHER

87=87

hr=HEAT RECOVERY - TR98, hp=HEAT PUMP - TR99, sc9=STEAM CONDENSER - LC 91, csa=CONVEYOR SPEED ADJUSTING - LC 101, d9=DRYER - LC 90, cw=ADDITIONAL BOILER FOR COLD WATER SUPPLY, dvgw=DVGW VALVE SYSTEM, szc8=SPLASH ZONE WITH CILINDER - LC 84, ti=TANK INSULATION, ds=DOUBLE SKIN, bp=BOOSTER PUMP, sdn3=DISPENSER SYSTEM SDN-3

A=3/N/PE~380-400V 50-60Hz, D=3/PE~200-210V 50-60Hz, F=2/PE~220-240V 50-60Hz, G=3/N/PE~415V 50-60Hz, H=3/PE~220-230V 50-60Hz, K=3/PE~380-400V 50-60Hz, L=3/PE~415V 50-60Hz, M=3/PE~440V 60Hz, P=1/N/PE~220-230V 50-60Hz, R=2/PE~220-240V 50-60Hz, U=1/N/PE~240V 50-60Hz, V=3/PE~240V 50-60Hz, W=1/N/PE~100-110V 50-60Hz