DESPIECE TECNICO

# Lavavajillas de capota
# Lave-vaisselle d' capot
# Pass-through dishwasher
# Durchschub geschirrspüler
# Lavastoviglie a cappuccio
# Lava-louças de capota

## Modelos:

**FI-120**
**FI-120 C**
**FI-120 W**
**ECO-120**
**FI-120 AR+DD**
**FI-120 HYCLINIC**

***Julio 2007 July***

***Revisado Septiembre 2013 September Revised***

FAGOR

FAGOR INDUSTRIAL

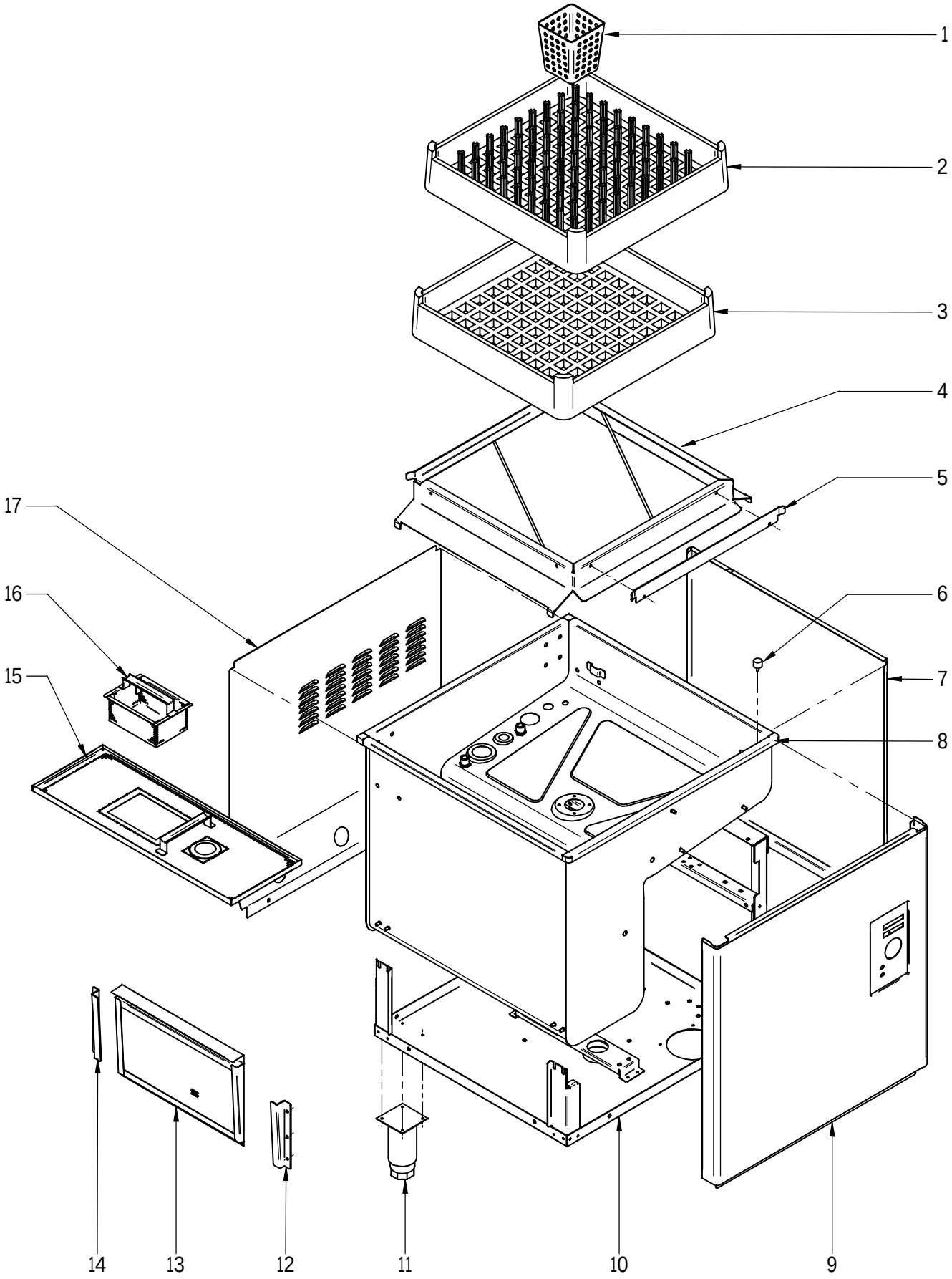


| N plano | Firma | Fecha | Aparato | | Lamina | |
|---|---|---|---|---|---|---|
| C-1889 | | 2007-09 | MUEBLE<br>LAVAVAJILLAS FI-120 | | 1 | Fagor Industrial S.Coop.<br>Oñate |

| MOD. | LAVAVAJILLAS DE CAPOTA | ZONA | MUEBLE | PLANO | C-1889 |
|---|---|---|---|---|---|

| ITEM | CODIGO | DENOMINACION | TEXTO | FI-120 | FI-120 C | FI-120 HYCLINIC | FI-120 AR+DD | FI-120 W | ECO-120 | | NOTAS |
|---|---|---|---|---|---|---|---|---|---|---|---|
| 1 | Z655314000 | CESTILLO CUBIERTOS | | 8 | 8 | 8 | 8 | _ | 8 | | |
| 2 | Z655302000 | CESTILLO PLATOS CP-16-18 | | 2 | 2 | 2 | 1 | 1 | 2 | | |
| 2 | Z655302000 | CESTILLO PLATOS CP-16-18 | | _ | _ | _ | _ | 1 | _ | | INTRODUCIDO 30.11.2012 |
| 3 | Z655301000 | CESTILLO BASE CT-10 | | 1 | 1 | 1 | 1 | 1 | 1 | | |
| 4 | Z710325000 | BASE CESTILLO COMPLETA | | 1 | 1 | 1 | 1 | 1 | 1 | | ELIMINADO 26.01.09 |
| 4 | Z710377000 | BASE CESTILLO COMPLETA | | 1 | 1 | 1 | 1 | 1 | 1 | | INTRODUCIDO 26.01.09 |
| 5 | Z710326000 | GUIA CESTILLO | | 1 | 1 | 1 | 1 | 1 | 1 | | |
| | Q152004000 | TORNILLO APLAST. M5x13 A304 | | 2 | 2 | 2 | 2 | 2 | 2 | | |
| | Q162030000 | TUERCA EXAGONAL M5 | | 2 | 2 | 2 | 2 | 2 | 2 | | |
| | Q308000000 | ARANDELA DUBO A.8 | | 14 | 14 | 14 | 14 | 14 | 14 | | |
| 6 | Z710316000 | AMORTIGUADOR | | 2 | 2 | 2 | 2 | 2 | 2 | | |
| | Q162040000 | TUERCA EXAGONAL M6 | | 2 | 2 | 2 | 2 | 2 | 2 | | |
| | Q012073000 | TORNILLO EXAGONAL M12x20 | | 1 | 1 | 1 | 1 | 1 | 1 | | |
| | Q306024000 | JUNTA 18x12.2x1.5 | | 1 | 1 | 1 | 1 | 1 | 1 | | |
| 7 | Z749311000 | PANEL LATERAL DERECHO | | 1 | 1 | 1 | 1 | 1 | 1 | | |
| S/Nº | Z749312000 | PANEL LATERAL IZQUIERDO | | 1 | 1 | 1 | 1 | 1 | 1 | | |
| | Q152004000 | TORNILLO APLAST. M5x13 A304 | | 4 | 4 | 4 | 4 | 4 | 4 | | |
| 8 | Z710301000 | CUBA COMPLETA FI-120 | | 1 | _ | _ | _ | _ | 1 | | ELIMINADO 20.06.08 |
| 8 | Z710375000 | CUBA COMPLETA FI-120 | | 1 | _ | _ | _ | _ | 1 | | ELIMINADO 06.07.10 |
| 8 | Z710381000 | CUBA COMPLETA FI-120 | | 1 | _ | _ | _ | _ | _ | | INTRODUCIDO 06.07.10 |
| 8 | Z718308000 | CUBA COMPLETA | | _ | 1 | _ | _ | _ | _ | | INTRODUCIDO 06.07.10 |
| 8 | Z718914000 | CUBA COMPLETA CLINIC | | _ | _ | 1 | _ | _ | _ | | ELIMINADO 31.12.10 |
| 8 | Z727415000 | CUBA COMPLETA CLINIC | | _ | _ | 1 | _ | _ | _ | | INTRODUCIDO 31.12.10 |
| 8 | Z718305000 | CUBA COMPLETA FI-120 AR+DD | | _ | _ | _ | 1 | _ | _ | | ELIMINADO 20.06.08 |
| 8 | Z718307000 | CUBA COMPLETA FI-120 AR+DD | | _ | _ | _ | 1 | _ | _ | | INTRODUCIDO 20.06.08 |
| 8 | Z718944000 | CUBA COMPLETA W | | _ | _ | _ | _ | 1 | _ | | ELIMINADO 29.06.10 |
| 8 | Z728446000 | CUBA COMPLETA W | | _ | _ | _ | _ | 1 | _ | | INTRODUCIDO 29.06.10 |
| | Q302022000 | ARANDELA 16x6x1.2 A.304 | | 4 | 4 | 4 | 4 | 4 | 4 | | |
| | Q162040000 | TUERCA EXAGONAL M6 | | 8 | 8 | 8 | 8 | 8 | 8 | | |
| | Z311809000 | TAPON | | _ | _ | _ | _ | 2 | _ | | |
| | Q307032000 | JUNTA 32X21X3 | | _ | _ | _ | _ | 2 | _ | | |

| MOD. | LAVAVAJILLAS DE CAPOTA | ZONA | MUEBLE | PLANO | C-1889 |
|---|---|---|---|---|---|

| ITEM | CODIGO | DENOMINACION | TEXTO | FI-120 | FI-120 C | FI-120 HYCLINIC | FI-120 AR+DD | FI-120 W | ECO-120 | | NOTAS |
|---|---|---|---|---|---|---|---|---|---|---|---|
| 9 | Z712927000 | PANEL FRONTAL FI-120 | | 1 | 1 | 1 | 1 | _ | 1 | | ELIMINADO 29.01.2013 |
| 9 | Z712926000 | PANEL FRONTAL W | | _ | _ | _ | _ | 1 | _ | | ELIMINADO 29.01.2013 |
| 9 | 12048218 | PANEL FRONTAL FI FAGOR COMP. | | 1 | 1 | 1 | 1 | 1 | 1 | | INTRODUCIDO 29.01.2013 |
| 10 | Z749303000 | ARMAZON COMPLETO | | 1 | 1 | _ | 1 | 1 | 1 | | |
| 10 | Z718921000 | ARMAZON COMPLETO CLINIC | | _ | _ | 1 | _ | _ | _ | | |
| | Q221342000 | REMACHE EXAGONAL M5 | | _ | _ | _ | _ | 1 | _ | | |
| 11 | X260151000 | PATA REGULABLE | | 4 | 4 | 4 | 4 | 4 | 4 | | |
| | Q419009000 | REMACHE 4,8x14 ALUMINIO | | 16 | 16 | 16 | 16 | 16 | 16 | | |
| 12 | Z710309000 | GUIA FILTRO ANTERIOR | | 1 | 1 | 1 | 1 | 1 | 1 | | |
| | Q232040000 | ARANDELA A6 | | 2 | 2 | 2 | 2 | 2 | 2 | | |
| | Q162040000 | TUERCA EXAGONAL M6 | | 2 | 2 | 2 | 2 | 2 | 2 | | |
| 13 | Z710907000 | FILTRO COMPLETO | | 1 | 1 | 1 | 1 | 1 | 1 | | ELIMINADO 18.02.2013 |
| 13 | 12048626 | FILTRO | | 1 | 1 | 1 | 1 | 1 | 1 | | INTRODUCIDO 18.02.2013 |
| 14 | Z710310000 | GUIA FILTRO POSTERIOR | | 1 | 1 | 1 | 1 | 1 | 1 | | |
| | Q232040000 | ARANDELA A6 | | 2 | 2 | 2 | 2 | 2 | 2 | | |
| | Q162040000 | TUERCA EXAGONAL M6 | | 2 | 2 | 2 | 2 | 2 | 2 | | |
| 15 | Z710801000 | BANDEJA COMPLETA | | 1 | 1 | 1 | 1 | 1 | 1 | | |
| 16 | Z710804000 | RECOGEDOR DESPERDICIOS | | 1 | 1 | 1 | 1 | 1 | 1 | | |
| 17 | Z742905000 | PANEL POSTERIOR FI-80 | | 1 | 1 | 1 | 1 | 1 | 1 | | |
| | 3713500000 | PERFIL CUBREARISTAS PLASTICO | | 3 | 3 | 3 | 3 | 3 | 3 | | |
| | Q152004000 | TORNIL, APLASTADO M5x13 A304 | | 2 | 2 | 2 | 2 | 2 | 2 | | |
| | Z712911000 | TOPE 80x80x20 | | 6 | 6 | 6 | 6 | 6 | 6 | | |
| S/Nº | Z206135000 | CHECK LIST LAVAVAJILLAS FAGOR | | 1 | 1 | 1 | 1 | 1 | 1 | | INTRODUCIDO 19.07.10 |
| | | | | | | | | | | | |
| | | | | | | | | | | | |
| | | | | | | | | | | | |
| | | | | | | | | | | | |
| | | | | | | | | | | | |
| | | | | | | | | | | | |
| | | | | | | | | | | | |
| | | | | | | | | | | | |

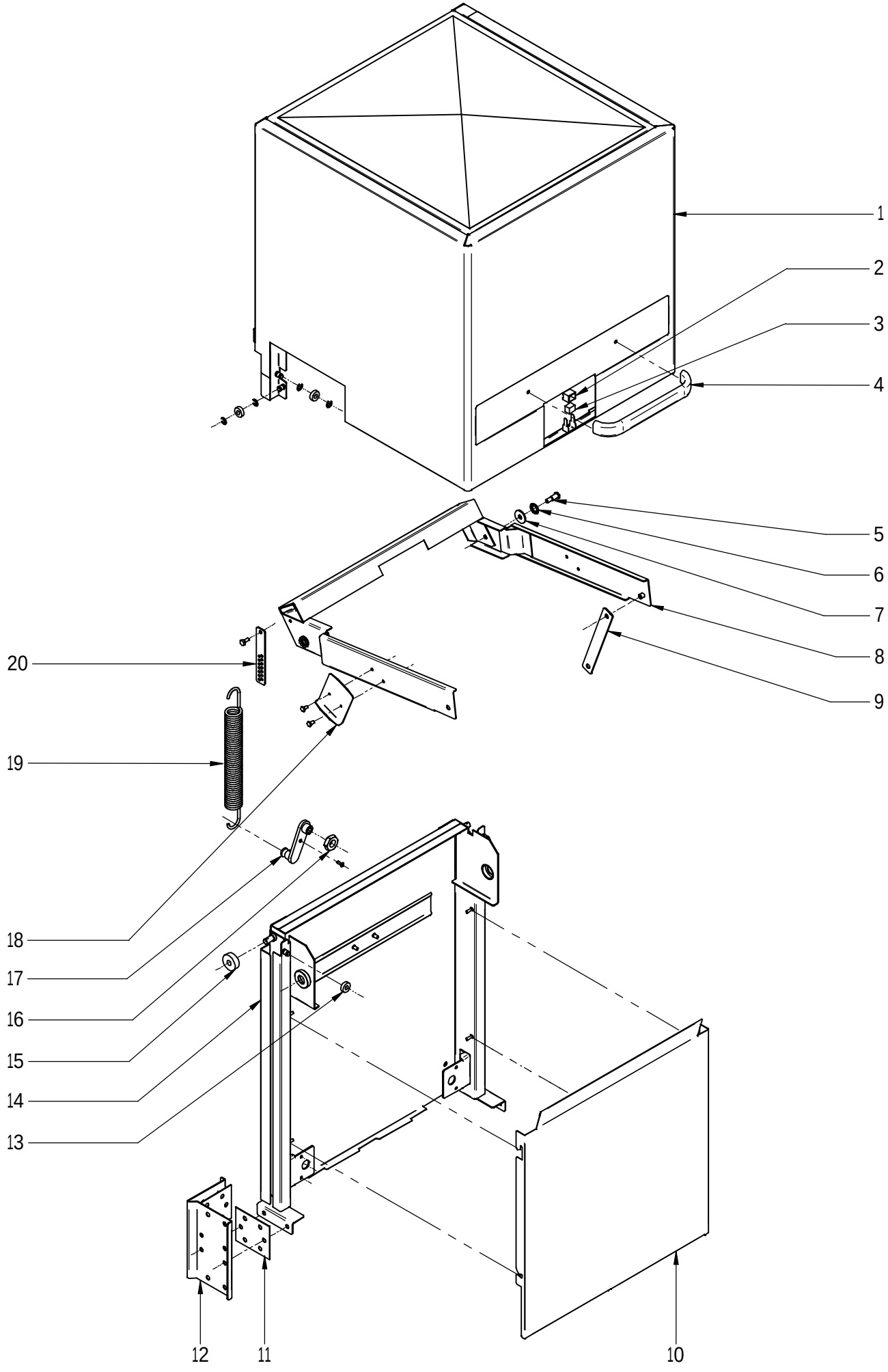


| N plano | Firma | Fecha | Aparato | CAPO | Lamina | |
|---|---|---|---|---|---|---|
| C-1890 | | 2007-09 | LAVAVAJILLAS FI-120 | | 2 | Fagor Industrial S.Coop. FAGOR Oñate |

| MOD. | LAVAVAJILLAS DE CAPOTA | ZONA | CAPO | PLANO | C-1890 |
|---|---|---|---|---|---|

| ITEM | CODIGO | DENOMINACION | TEXTO | FI-120 | FI-120 C | FI-120 HYCLINIC | FI-120 W | ECO-120 | | | NOTAS |
|---|---|---|---|---|---|---|---|---|---|---|---|
| 1 | Z710580000 | CAPO COMPLETO | | 1 | 1 | 1 | 1 | 1 | | | ELIMINADO 20.04.09 |
| 1 | Z710557000 | CAPO COMPLETO | | 1 | 1 | 1 | 1 | 1 | | | ELIMINADO 29.05.2012 |
| 1 | 12045543 | CAPO COMPLETO R10 | | 1 | 1 | 1 | 1 | 1 | | | INTRODUCIDO 29.05.2012 |
| | Z710515000 | CASQUILLO RODANTE | | 4 | 4 | 4 | 4 | 4 | | | |
| | Q271006000 | ARANDELA DE SEGURIDAD 8 | | 8 | 8 | 8 | 8 | 8 | | | |
| 2 | Z200507000 | PROTECTOR IMAN | | 1 | 1 | 1 | 1 | 1 | | | |
| 3 | Z200506000 | IMAN | | 1 | 1 | 1 | 1 | 1 | | | |
| 4 | Z720504000 | ASA CAPOTA | | 1 | 1 | 1 | 1 | 1 | | | |
| | Q032041000 | TORNILLO ALOMADO M6x10 | | 2 | 2 | 2 | 2 | 2 | | | |
| | Q308002000 | ARANDELA DUBO A6 NYLON | | 2 | 2 | 2 | 2 | 2 | | | |
| 5 | Z710542000 | EJE DE GIRO | | 2 | 2 | 2 | 2 | 2 | | | |
| 6 | Z710541000 | RODAMIENTO 6200-2RS1 | | 2 | 2 | 2 | 2 | 2 | | | |
| 7 | Q308012000 | ARANDELA 30x10x3 | | 2 | 2 | 2 | 2 | 2 | | | |
| 8 | Z710517000 | BALANCIN COMPLETO | | 1 | 1 | 1 | 1 | 1 | | | |
| | Q232050000 | ARANDELA A8 | | 2 | 2 | 2 | 2 | 2 | | | |
| | Q262050000 | ARANDELA GROW. A8 A.304 | | 2 | 2 | 2 | 2 | 2 | | | |
| | Q162050000 | TUERCA EXAGONAL M8x1 INOX. | | 2 | 2 | 2 | 2 | 2 | | | |
| 9 | Z710523000 | BIELA | | 2 | 2 | 2 | 2 | 2 | | | |
| | Q308012000 | ARANDELA 30x10x3 | | 8 | 8 | 8 | 8 | 8 | | | |
| | Q232040000 | ARANDELA A6 | | 4 | 4 | 4 | 4 | 4 | | | |
| | Q012041000 | TORNILLO EXAGON. M6x10 A.304 | | 4 | 4 | 4 | 4 | 4 | | | |
| 10 | Z718932000 | CUBIERTA RESORTES | | 1 | 1 | 1 | 1 | 1 | | | |
| 11 | Z710547000 | JUNTA SOPORTE CAPO | | 4 | 4 | 4 | 4 | 4 | | | |
| | Q012053000 | TORNILLO EXAGON. M8x20 A.304 | | 10 | 10 | 10 | 10 | 10 | | | |
| | Q013153000 | TORNILLO EX M-8x20 LATON CRO. | | 4 | 4 | 4 | 4 | 4 | | | |
| | Q232050000 | ARANDELA A8 | | 14 | 14 | 14 | 14 | 14 | | | |
| | Q262050000 | ARANDELA GROW. A8 A.304 | | 14 | 14 | 14 | 14 | 14 | | | |
| | Q162050000 | TUERCA EXAG. M8x1 INOX. | | 10 | 10 | 10 | 10 | 10 | | | |
| 12 | Z710539000 | SOPORTE GUIA CAPO | | 2 | 2 | 2 | 2 | 2 | | | |
| 13 | Z710515000 | CASQUILLO RODANTE | | 2 | 2 | 2 | 2 | 2 | | | |
| | Q271006000 | ARANDELA DE SEGURIDAD 8 | | 4 | 4 | 4 | 4 | 4 | | | |

| MOD. | LAVAVAJILLAS DE CAPOTA | ZONA | CAPO | PLANO | C-1890 |
|---|---|---|---|---|---|

| ITEM | CODIGO | DENOMINACION | TEXTO | FI-120 | FI-120 C | FI-120 HYCLINIC | FI-120 W | ECO-120 | | | NOTAS |
|---|---|---|---|---|---|---|---|---|---|---|---|
| 14 | Z710524000 | GUIA CAPO COMPLETA | | 1 | 1 | 1 | 1 | 1 | | | |
| | Q352024000 | PASADOR DE ALETA 4x25 | | 2 | 2 | 2 | 2 | 2 | | | |
| | Q152018000 | PERNO SOLDADO M6X10 | | _ | _ | 3 | _ | _ | | | |
| 15 | Z710546000 | CASQUILLO | | 2 | 2 | 2 | 2 | 2 | | | |
| 16 | Q222016000 | TUERCA EXAGONAL M20 | | 2 | 2 | 2 | 2 | 2 | | | |
| 17 | Z710529000 | TENSOR MUELLE | | 2 | 2 | 2 | 2 | 2 | | | |
| | Q152004000 | TORNILLO APLAST. M5x13 A 304 | | 2 | 2 | 2 | 2 | 2 | | | |
| 18 | Z710548000 | ESCUADRA TOPE | | 2 | 2 | 2 | 2 | 2 | | | |
| | Q012041000 | TORNILLO EXAGON. M6X10 A.304 | | 4 | 4 | 4 | 4 | 4 | | | |
| | Q242040000 | ARANDELA ABANICO | | 4 | 4 | 4 | 4 | 4 | | | |
| 19 | Z710528000 | RESORTE 29230 | | 2 | 2 | 2 | 2 | 2 | | | |
| 20 | Z710543000 | ENGANCHE MUELLE | | 2 | 2 | 2 | 2 | 2 | | | |
| | Z710544000 | EJE ENGANCHE MUELLE | | 2 | 2 | 2 | 2 | 2 | | | |
| | Q232040000 | ARANDELA A6 | | 2 | 2 | 2 | 2 | 2 | | | |
| | Q222012000 | TUERCA AUTOB. M6 | | 2 | 2 | 2 | 2 | 2 | | | |

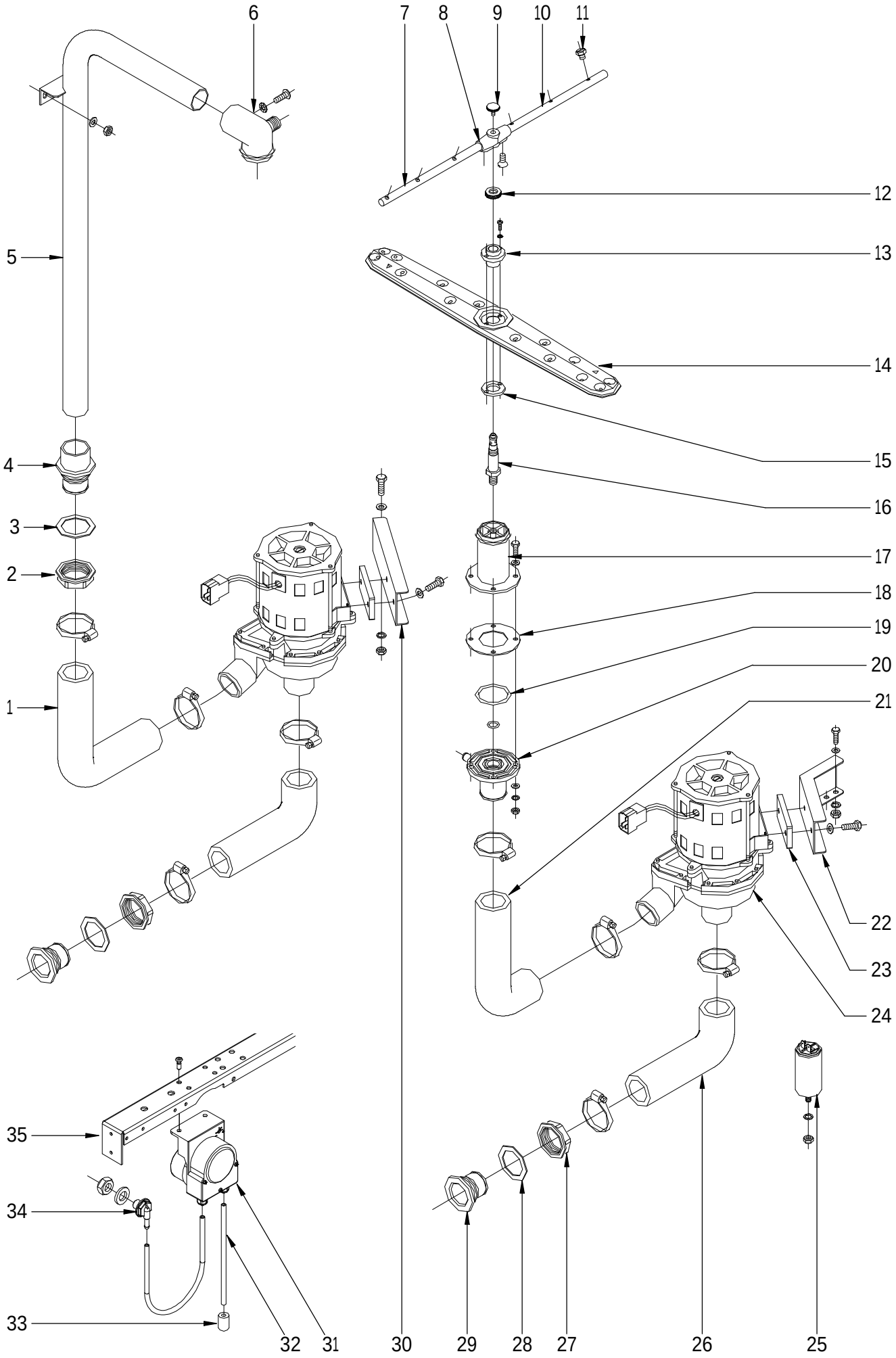


| N plano | Firma | Fecha | Aparato | | Lamina | |
|---|---|---|---|---|---|---|
| C-1891 | | 2007-09 | PARTE FUNCIONAL LAVADO<br>LAVAVAJILLAS FI-120 | | 3 | Fagor Industrial S.Coop.<br>Oñate |

| MOD. | LAVAVAJILLAS DE CAPOTA | ZONA | PARTE FUNCIONAL DE LAVADO | PLANO | C-1891 |
|---|---|---|---|---|---|

| ITEM | CODIGO | DENOMINACION | TEXTO | FI-120 | FI-120 C | FI-120 HYCLINIC | FI-120 A.R+DD | FI-120 W | ECO-120 | | NOTAS |
|---|---|---|---|---|---|---|---|---|---|---|---|
| 1 | Z710906000 | CONDUCTO IMPULSION POSTER. | | 1 | 1 | 1 | 1 | 1 | 1 | | |
| | Q881307000 | ABRAZADERA 40-60 | | 2 | 2 | 2 | 2 | 2 | 2 | | |
| 2 | Z710708000 | TUERCA PASAMUROS | | 1 | 1 | 1 | 1 | 1 | 1 | | |
| 3 | Q307058000 | ARANDELA 60x44x2 | | 1 | 1 | 1 | 1 | 1 | 1 | | |
| 4 | Z710707000 | PASAMUROS ARBOL LAVADO | | 1 | 1 | 1 | 1 | 1 | 1 | | ELIMINADO 20.06.08 |
| 4 | Z330751000 | PASAMUROS IMPULSION PRELAV. | | 1 | 1 | 1 | 1 | 1 | 1 | | ELIMINADO 31.03.09 |
| 4 | Z330790000 | PASAMUROS IMPULSION PRELAV. | | 1 | 1 | 1 | 1 | 1 | 1 | | INTRODUCIDO 31.03.09 |
| 5 | Z710709000 | ARBOL LAVADO COMPLETO | | 1 | 1 | 1 | 1 | 1 | 1 | | |
| | Q232040000 | ARANDELA A6 | | 2 | 2 | 2 | 2 | 2 | 2 | | |
| | Q162040000 | TUERCA EXAGONAL M6 | | 2 | 2 | 2 | 2 | 2 | 2 | | |
| 6 | Z710705000 | SOPORTE DISTRIBUIDOR SUPER. | | 1 | 1 | 1 | 1 | 1 | 1 | | |
| | Q152004000 | TORNILLO APLAST. M5x13 A.304 | | 1 | 1 | 1 | 1 | 1 | 1 | | |
| | Q242030000 | ARANDELA ABANICO A5 A.304 | | 1 | 1 | 1 | 1 | 1 | 1 | | |
| 7 | Z201902000 | RAMA ACLARADO IZQUIERDA | | 2 | 2 | 2 | 2 | 2 | 2 | | |
| 8 | Z201903000 | SOPORTE RAMA ACLARADO COM. | | 2 | 2 | 2 | 2 | 2 | 2 | | |
| | Q042021000 | TORNILLO AVELLAN. M4x10 A304 | | 4 | 4 | 4 | 4 | 4 | 4 | | |
| 9 | Q152016000 | TORNILLO ESPECIAL M.5x0.8 | | 2 | 2 | 2 | 2 | 2 | 2 | | |
| 10 | Z201901000 | RAMA ACLARADO DERECHA | | 2 | 2 | 2 | 2 | 2 | 2 | | |
| 11 | Z211903000 | TOBERA ACLARADO | | 12 | 12 | 12 | 12 | 12 | 12 | | |
| 12 | Z680738000 | TUERCA ESPECIAL | | 2 | 2 | 2 | 2 | 2 | 2 | | |
| 13 | Z710712000 | CASQUILLO DISTRIBUIDOR | | 2 | 2 | 2 | 2 | 2 | 2 | | |
| | Q032011000 | TORNILLO ALOMADO M3x10 | | 4 | 4 | 4 | 4 | 4 | 4 | | |
| | Q242010000 | ARANDELA ABANICO A3 A.304 | | 4 | 4 | 4 | 4 | 4 | 4 | | |
| 14 | Z710701000 | DISTRIBUIDOR COMPLETO | | 2 | 2 | 2 | 2 | 2 | 2 | | |
| 15 | Z710713000 | ARANDELA AMARRE | | 2 | 2 | 2 | 2 | 2 | 2 | | |
| 16 | Z710711000 | EJE CENTRAL | | 2 | 2 | 2 | 2 | 2 | 2 | | |
| 17 | Z710704000 | SOPORTE DISTRIBUIDOR INFER. | | 1 | 1 | 1 | 1 | 1 | 1 | | |
| 18 | Z710714000 | JUNTA DE GOMA | | 1 | 1 | 1 | 1 | 1 | 1 | | |
| 19 | Q307057000 | JUNTA TORICA 47.22x54.28x3.53 | | 1 | 1 | 1 | 1 | 1 | 1 | | |
| | Q307050000 | JUNTA TORICA 13.94x19.18x2.6 | | 1 | 1 | 1 | 1 | 1 | 1 | | |
| | | | | | | | | | | | |

| MOD. | LAVAVAJILLAS DE CAPOTA | | ZONA | PARTE FUNCIONAL DE LAVADO | | | | | PLANO | C-1891 | |
|---|---|---|---|---|---|---|---|---|---|---|---|
| ITEM | CODIGO | DENOMINACION | TEXTO | FI-120 | FI-120 C | FI-120 HYCLINIC | FI-120 A.R+DD | FI-120 W | ECO-120 | | NOTAS |
| 20 | Z710706000 | PASAMUROS | | 1 | 1 | 1 | 1 | 1 | 1 | | |
| | Q012044000 | TORNILLO EXAGONAL M6x25 | | 4 | 4 | 4 | 4 | 4 | 4 | | |
| | Q306050000 | ARANDELA 6x12x1.5 | | 4 | 4 | 4 | 4 | 4 | 4 | | |
| | Q232040000 | ARANDELA A6 | | 4 | 4 | 4 | 4 | 4 | 4 | | |
| | Q262040000 | ARANDELA GROW. A6 A.304 | | 4 | 4 | 4 | 4 | 4 | 4 | | |
| | Q162040000 | TUERCA EXAGONAL M6 | | 4 | 4 | 4 | 4 | 4 | 4 | | |
| 21 | Z710905000 | CONDUCTO IMPULSION ANTER. | | 1 | 1 | 1 | 1 | 1 | 1 | | |
| | Q881307000 | ABRAZADERA 40-60 | | 2 | 2 | 2 | 2 | 2 | 2 | | |
| 22 | Z711001000 | SOPOR. MOTOBOMBA ANTERIOR | | 1 | 1 | 1 | 1 | 1 | 1 | | |
| | Q012042000 | TORNILLO EXAGONAL M6x15 | | 2 | 2 | 2 | 2 | 2 | 2 | | |
| | Q232040000 | ARANDELA A6 | | 2 | 2 | 2 | 2 | 2 | 2 | | |
| | Q262040000 | ARANDELA GROW. A6 A.304 | | 2 | 2 | 2 | 2 | 2 | 2 | | |
| | Q162040000 | TUERCA EXAGONAL M6 | | 2 | 2 | 2 | 2 | 2 | 2 | | |
| 23 | Z201003000 | BASE BOMBA LAVADO 1003016 | | 2 | 2 | 2 | 2 | 2 | 2 | | |
| | Q232040000 | ARANDELA A6 | | 4 | 4 | 4 | 4 | 4 | 4 | | |
| | Q012042000 | TORNILLO EXAGONAL M6x15 | | 4 | 4 | 4 | 4 | 4 | 4 | | |
| 24 | Z201011000 | BOMBA DE LAVADO | | 2 | 2 | 2 | 2 | _ | 2 | | |
| | Z201082000 | TURBINA PARA 50 HZ.88 MM | | 2 | 2 | 2 | 2 | _ | 2 | | |
| | Z201081000 | CONJUNTO JUNTA Y RETEN | | 2 | 2 | 2 | 2 | _ | 2 | | |
| 24 | Z203511000 | BOMBA DE LAVADO 60 HZ. | | 2 | 2 | 2 | 2 | 2 | 2 | | |
| | Z201083000 | TURBINA 60 HZ.78 MM | | 2 | 2 | 2 | 2 | 2 | 2 | | |
| | Z201081000 | CONJUNTO JUNTA Y RETEN | | 2 | 2 | 2 | 2 | 2 | 2 | | |
| 25 | V321300000 | CONDENSADOR 10 M,F, | | 2 | 2 | 2 | 2 | 2 | 2 | | |
| | Q162050000 | TUERCA EXAGONAL M8x1 INOX, | | 2 | 2 | 2 | 2 | 2 | 2 | | |
| 26 | Z710904000 | CONDUCTO ASPIRACION | | 2 | 2 | 2 | 2 | 2 | 2 | | |
| | Q881307000 | ABRAZADERA 40-60 | | 4 | 4 | 4 | 4 | 4 | 4 | | |
| 27 | Z710708000 | TUERCA PASAMUROS | | 2 | 2 | 2 | 2 | 2 | 2 | | |
| 28 | Q307058000 | ARANDELA 60x44x2 | | 2 | 2 | 2 | 2 | 2 | 2 | | |
| 29 | Z710903000 | PASAMUROS ASPIRACION | | 2 | 2 | 2 | 2 | 2 | 2 | | |
| 30 | Z711002000 | SOPORTE MOTOBOMBA POSTER. | | 1 | 1 | 1 | 1 | 1 | 1 | | |
| | Q012042000 | TORNILLO EXAGONAL M6x15 | | 2 | 2 | 2 | 2 | 2 | 2 | | |

| MOD. | LAVAVAJILLAS DE CAPOTA | ZONA | PARTE FUNCIONAL DE LAVADO | PLANO | C-1891 |
|---|---|---|---|---|---|

| ITEM | CODIGO | DENOMINACION | TEXTO | FI-120 | FI-120 C | FI-120 HYCLINIC | FI-120 A.R+DD | FI-120 W | ECO-120 | | NOTAS |
|---|---|---|---|---|---|---|---|---|---|---|---|
| 31 | Z208903000 | DOSIFIC. DGTE REGULABLE G300 | | _ | 1 | 1 | 1 | 1 | _ | | |
| | Q012031000 | TORNIL. EXAGONAL M5x10 A.304 | | _ | 1 | 2 | 2 | 2 | _ | | |
| | Q232030000 | ARANDELA A5 | | _ | 2 | 2 | 2 | 2 | _ | | |
| | Q221342000 | REMACHE EXAGONAL M5 | | _ | 2 | 2 | 2 | 2 | _ | | |
| | R693010000 | REGLETA 2,5 MM. TEKOX1106PL | | _ | 2 | _ | 1 | 1 | _ | | |
| | Q032013000 | TORNILLO ALOMADO M3x20 | | _ | 1 | _ | 2 | 2 | _ | | |
| | Q242010000 | ARANDELA ABANICO A3 A.304 | | _ | 2 | _ | 2 | 2 | _ | | |
| | Q162010000 | TUERCA EXAGONAL M3 | | _ | 2 | _ | 2 | 2 | _ | | |
| 32 | Z448614000 | CONDUCTO ASPIRACIÓN | | _ | 2 | 1 | 1 | 1 | _ | | |
| 33 | Z701152000 | PESO FILTRO | | _ | 1 | 1 | 1 | 1 | _ | | |
| 34 | Z230902000 | PASAMUROS DETERGENTE | | _ | 1 | 1 | 1 | 1 | _ | | ELIMINADO 30.11.10 |
| 34 | Z208927000 | PASAMUROS DETERGENTE INOX | | _ | 1 | 1 | 1 | 1 | _ | | INTRODUCIDO 30.11.10 |
| | Q306024000 | JUNTA Ø18X12.5X1.5 | | _ | 1 | 1 | 1 | 1 | _ | | |
| | Q162070000 | TUERCA EXAGONAL M12 | | _ | 1 | 1 | 1 | 1 | _ | | |
| 35 | --------- | TRAVESAÑO | | _ | 1 | 1 | 1 | 1 | _ | | |
| S/Nº | Z448616000 | PEGATINA TOMA DETERGENTE | | _ | 1 | 1 | 1 | 1 | _ | | |
| S/Nº | Z208904000 | CABLEADO DOSIFICADOR DTGTE | | _ | 1 | 1 | 1 | 1 | _ | | |
| | | | | | | | | | | | |
| | | | | | | | | | | | |
| | | | | | | | | | | | |
| | | | | | | | | | | | |
| | | | | | | | | | | | |
| | | | | | | | | | | | |
| | | | | | | | | | | | |
| | | | | | | | | | | | |
| | | | | | | | | | | | |
| | | | | | | | | | | | |
| | | | | | | | | | | | |
| | | | | | | | | | | | |
| | | | | | | | | | | | |
| | | | | | | | | | | | |

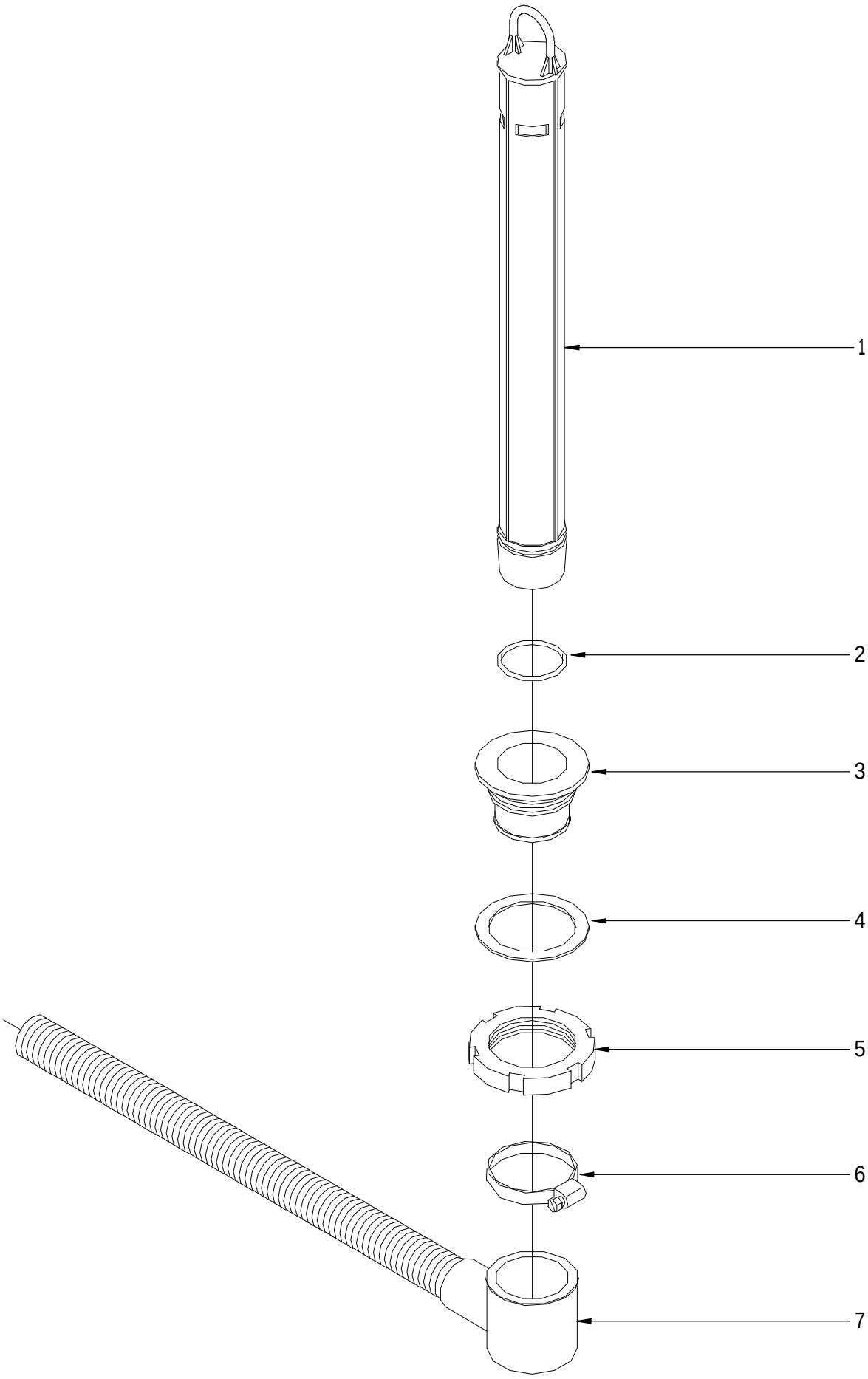


| N plano | Firma | Fecha | Aparato | PARTE FUNCIONAL DESAGUE | Lamina | |
|---|---|---|---|---|---|---|
| C-1892 | | 2007-09 | LAVAVAJ. FI-120; ECO-120; FI-120W | | 4 | Fagor Industrial S.Coop. FAGOR<br>Oñate |

| MOD. | LAVAVAJILLAS DE CAPOTA | ZONA | PARTE FUNCIONAL DESAGÜE | PLANO | C-1892 |
|---|---|---|---|---|---|

| ITEM | CODIGO | DENOMINACION | TEXTO | FI-120 | ECO-120 | FI-120 W | | | | | NOTAS |
|---|---|---|---|---|---|---|---|---|---|---|---|
| 1 | Z710901000 | ALIVIADERO | | 1 | 1 | 1 | | | | | |
| 2 | Q307051000 | JUNTA TOR.36.17X41.41X2.6 | | 1 | 1 | 1 | | | | | |
| 3 | Z710902000 | PASAMUROS DESAGUE | | 1 | 1 | 1 | | | | | |
| 4 | Q307059000 | JUNTA 72x56x2 | | 1 | 1 | 1 | | | | | |
| 5 | Q220001000 | TUERCA RANURADA | | 1 | 1 | 1 | | | | | |
| 6 | Q881307000 | ABRAZADERA 40-60 | | 1 | 1 | 1 | | | | | |
| 7 | Z200910000 | MANGUERA DESAGUE | | 1 | 1 | 1 | | | | | |

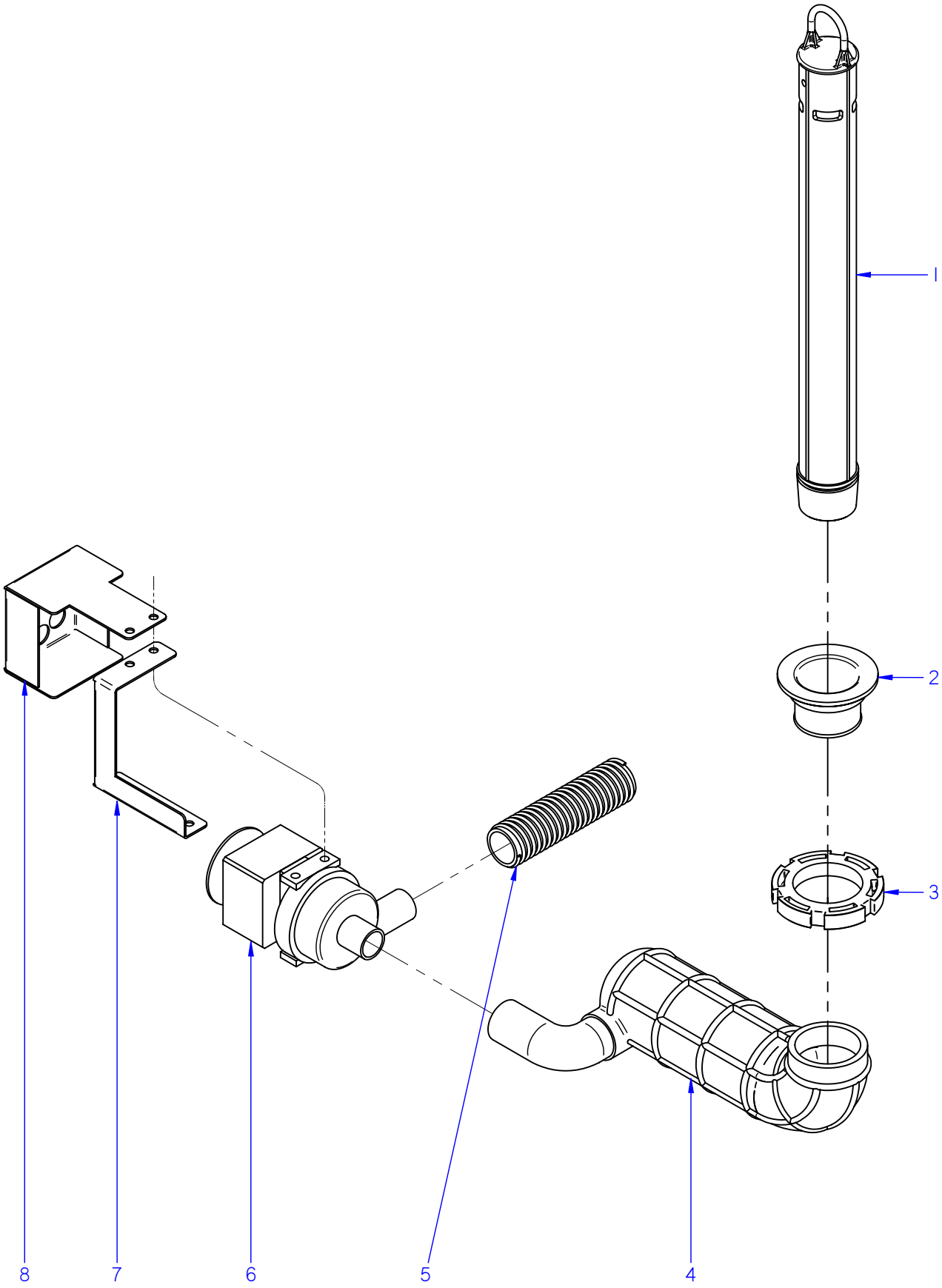


| N plano | Firma | Fecha | Aparato | | Lamina | |
|---|---|---|---|---|---|---|
| C-1893 | | 2007-09 | LAVAVAJ. FI-120B; C; ECO-B ;HYCLINIC | PARTE FUNCIONAL DESAGUE | 5 | Fagor Industrial S.Coop. FAGOR Onate |

| MOD. | LAVAVAJILLAS DE CAPOTA | ZONA | PARTE FUNCIONAL DESAGÜE | PLANO | C-1893 |
|---|---|---|---|---|---|

| ITEM | CODIGO | DENOMINACION | TEXTO | FI-120 C | FI-120 B | FI-120 HYCLINIC | ECO-120 B | | | | NOTAS |
|---|---|---|---|---|---|---|---|---|---|---|---|
| 1 | Z710901000 | ALIVIADERO | | 1 | 1 | 1 | 1 | | | | |
| | Q307051000 | JUNTA TORICA 36.17x41.41x2.6 | | 1 | 1 | 1 | 1 | | | | |
| 2 | Z710902000 | PASAMUROS DESAGUE | | 1 | 1 | 1 | 1 | | | | |
| | Q307059000 | ARANDELA 72x56x2 | | 1 | 1 | 1 | 1 | | | | |
| 3 | Q220001000 | TUERCA RANURADA | | 1 | 1 | 1 | 1 | | | | |
| 4 | Z711004000 | ACUMULADOR CAPOTA | | 1 | 1 | 1 | 1 | | | | |
| | Q881304000 | ABRAZADERA 20-32 | | 2 | 2 | 2 | 2 | | | | |
| 5 | Z220903000 | MANGUERA DESAGUE | | 1 | 1 | 1 | 1 | | | | |
| | Q881307000 | ABRAZADERA 40-60 | | 1 | 1 | 1 | 1 | | | | |
| 6 | Z711007000 | BOMBA DESAGUE | | 1 | 1 | 1 | 1 | | | | |
| | Q262040000 | ARANDELA GROW. A6 A.304 | | 4 | 4 | 4 | 4 | | | | |
| | Q012042000 | TORNILLO EXAGONAL M6x15 | | 4 | 4 | 4 | 4 | | | | |
| | Q032032000 | TORNILLO ALOMADO M5x15 | | 2 | 2 | 2 | 2 | | | | |
| | Q242030000 | ARANDELA ABANICO A5 A.304 | | 2 | 2 | 2 | 2 | | | | |
| 7 | Z711005000 | SOPORTE MOTOBOMBA | | 1 | 1 | 1 | 1 | | | | |
| 8 | Z711006000 | PROTECCION BOMBA | | 1 | 1 | 1 | 1 | | | | |

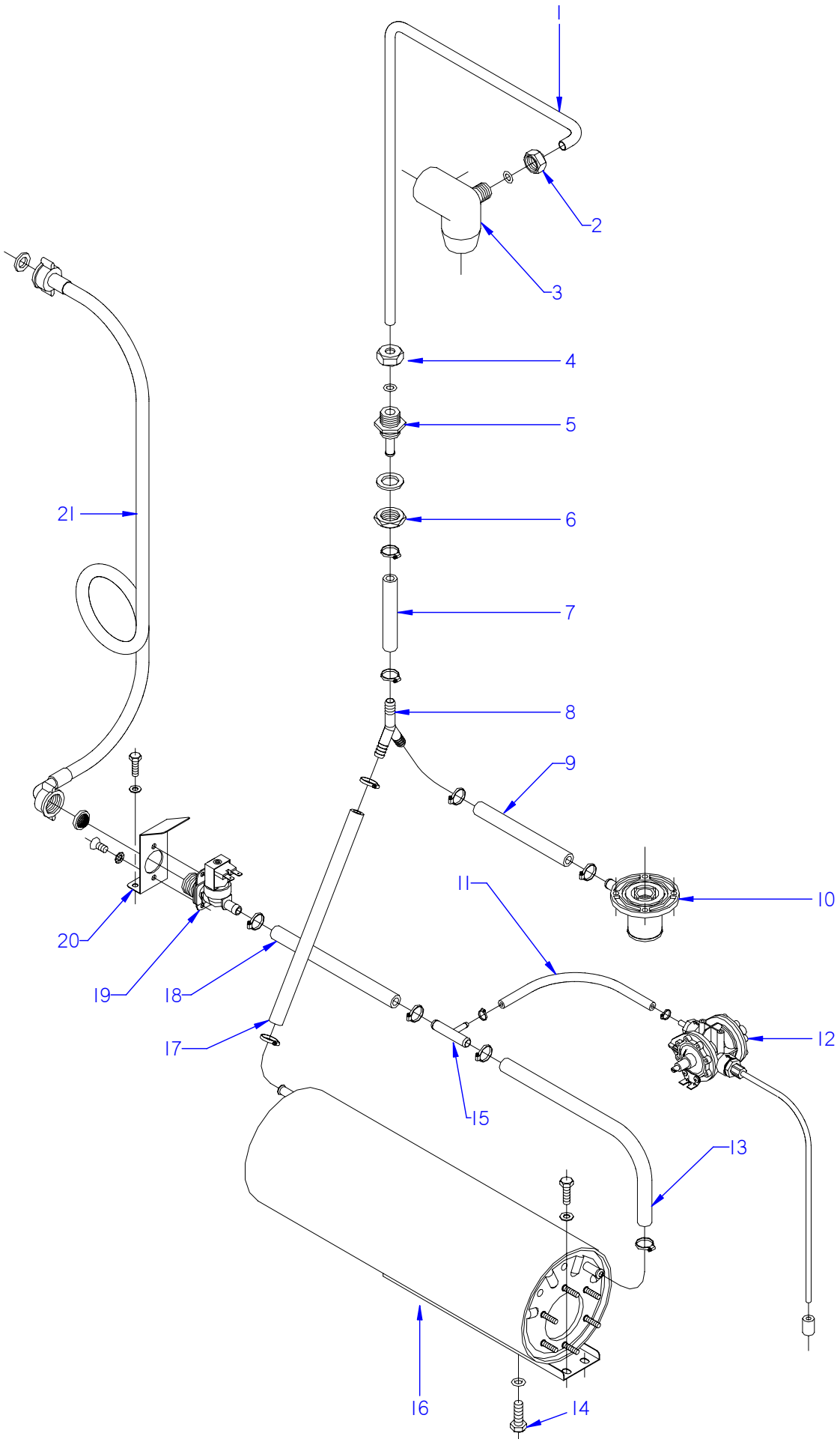


| N plano | Firma | Fecha | Aparato | | Lamina | |
|---|---|---|---|---|---|---|
| C-1894 | | 2007-09 | PARTE FUNCIONAL ACLARADO<br>LAVAVAJILLAS FI-120: FI-120 C | | 6 | Fagor Industrial S.Coop.<br>Oñate |

| MOD. | LAVAVAJILLAS DE CAPOTA | ZONA | PARTE FUNCIONAL ACLARADO | PLANO | C-1894 |
|---|---|---|---|---|---|

| ITEM | CODIGO | DENOMINACION | TEXTO | FI-120 | FI-120 C | | | | | | NOTAS |
|---|---|---|---|---|---|---|---|---|---|---|---|
| 1 | Z711903000 | CONDUCCION ACLARADO COMP. | | 1 | 1 | | | | | | |
| 2 | Q223107000 | TUERCA M.20x2.5 | | 1 | 1 | | | | | | |
| | Q307048000 | JUNTA TORICA Ø9.12X16.18X3.53 | | 1 | 1 | | | | | | |
| 3 | Z710705000 | SOPORTE DISTRIBUIDOR SUPER. | | 1 | 1 | | | | | | |
| | Q152004000 | TORNILLO APLAST. M5x13 A.304 | | 1 | 1 | | | | | | |
| 4 | Q223107000 | TUERCA M.20x2.5 | | 1 | 1 | | | | | | |
| | Q307048000 | JUNTA TORICA Ø9.12X16.18X3.53 | | 1 | 1 | | | | | | |
| 5 | Z711904000 | PASAMUROS ACLARADO | | 1 | 1 | | | | | | |
| | Q307032000 | JUNTA Ø 32X21X3 | | 1 | 1 | | | | | | |
| 6 | Q223023000 | TUERCA EXAGONAL 5-8 LATON | | 1 | 1 | | | | | | |
| 7 | 3676900000 | TUBO GOMA NEGRA Ø 17*10 | | 1 | 1 | | | | | | |
| | Q881302000 | ABRAZADERA 12-20 | | 2 | 2 | | | | | | |
| 8 | Z201106000 | RACORD EN Y | | 1 | 1 | | | | | | |
| 9 | 3676900000 | TUBO GOMA NEGRA Ø 17*10 | | 1 | 1 | | | | | | |
| | Q881302000 | ABRAZADERA 12-20 | | 2 | 2 | | | | | | |
| 10 | Z710706000 | PASAMUROS | | 1 | 1 | | | | | | |
| | Q012044000 | TORNILLO EXAGONAL M6x25 | | 4 | 4 | | | | | | |
| | Q306050000 | ARANDELA 6x12x1.5 | | 4 | 4 | | | | | | |
| | Q262040000 | ARANDELA GROW. A6 A.304 | | 4 | 4 | | | | | | |
| | Q162040000 | TUERCA EXAGONAL M6 | | 4 | 4 | | | | | | |
| 11 | 3704000000 | TUBO GOMA NEGRO D 10,5*5 | | 1 | 1 | | | | | | |
| | Q881308000 | ABRAZADERA 8-14L | | 2 | 2 | | | | | | |
| 12 | Z651123000 | DOSIFICADOR TENSOACTIVO | | 1 | 1 | | | | | | ELIMINADO 03.04.09 |
| 12 | Z211109000 | DOSIFICADOR TENSOACTIVO N-6 | | 1 | 1 | | | | | | ELIMINADO 18.06.2012 |
| 12 | 12045206 | DOSIFICADOR_ABRILLANTADOR_A( | | 1 | 1 | | | | | | INTRODUCIDO 18.06.2012 |
| | Q232030000 | ARANDELA A5 | | 2 | 2 | | | | | | |
| | Q012031000 | TORNIL. EXAGONAL M5x10 A.304 | | 4 | 4 | | | | | | |
| | Q163020000 | TUERCA EXAGONAL M4 LATON | | 2 | 2 | | | | | | |
| S/Nº | Z448618000 | CONDUCTO ABRILLANTADOR | | 1 | 1 | | | | | | INTRODUCIDO 03.04.09 |
| 13 | 3676900000 | TUBO GOMA NEGRA Ø 17*10 | | 1 | 1 | | | | | | |
| | Q881302000 | ABRAZADERA 12-20 | | 2 | 2 | | | | | | |

| MOD. | LAVAVAJILLAS DE CAPOTA | ZONA | PARTE FUNCIONAL ACLARADO | PLANO | C-1894 |
|---|---|---|---|---|---|

| ITEM | CODIGO | DENOMINACION | TEXTO | FI-120 | FI-120 C | | | | | | NOTAS |
|---|---|---|---|---|---|---|---|---|---|---|---|
| 14 | Q012063000 | TORNIL. EXAGONAL M10x20 A.304 | | 1 | 1 | | | | | | |
| | Q307048000 | JUNTA TORICA Ø9.12X16.18X3.53 | | 1 | 1 | | | | | | |
| 15 | Z601157000 | TOMA PRESION | | 1 | 1 | | | | | | |
| 16 | 12022943 | CALDERIN COMPLETO | | 1 | 1 | | | | | | |
| | Q012031000 | TORNIL. EXAGONAL M5x10 A.304 | | 2 | 2 | | | | | | |
| | Q232030000 | ARANDELA A5 | | 2 | 2 | | | | | | |
| 17 | 3676900000 | TUBO GOMA NEGRA Ø 17*10 | | 1 | 1 | | | | | | |
| | Q881302000 | ABRAZADERA 12-20 | | 2 | 2 | | | | | | |
| 18 | 3676900000 | TUBO GOMA NEGRA Ø 17*10 | | 1 | 1 | | | | | | |
| | Q881302000 | ABRAZADERA 12-20 | | 2 | 2 | | | | | | |
| 19 | Z701135000 | ELECTR. SIMP.220V COD.255.208 | | 1 | 1 | | | | | | |
| 20 | Z201101000 | ESCUADRA AMARRE ELECTROVA | | 1 | 1 | | | | | | |
| | Q152024000 | TORN. AVELLANADO M4x8 A.304 | | 2 | 2 | | | | | | |
| | Q242020000 | ARANDELA ABANICO A4 A.304 | | 2 | 2 | | | | | | |
| | Q012031000 | TORNIL. EXAGONAL M5x10 A.304 | | 2 | 2 | | | | | | |
| | Q232030000 | ARANDELA A5 | | 2 | 2 | | | | | | |
| 21 | Z602121000 | MANGUERA ENTRADA AGUA | | 1 | 1 | | | | | | |

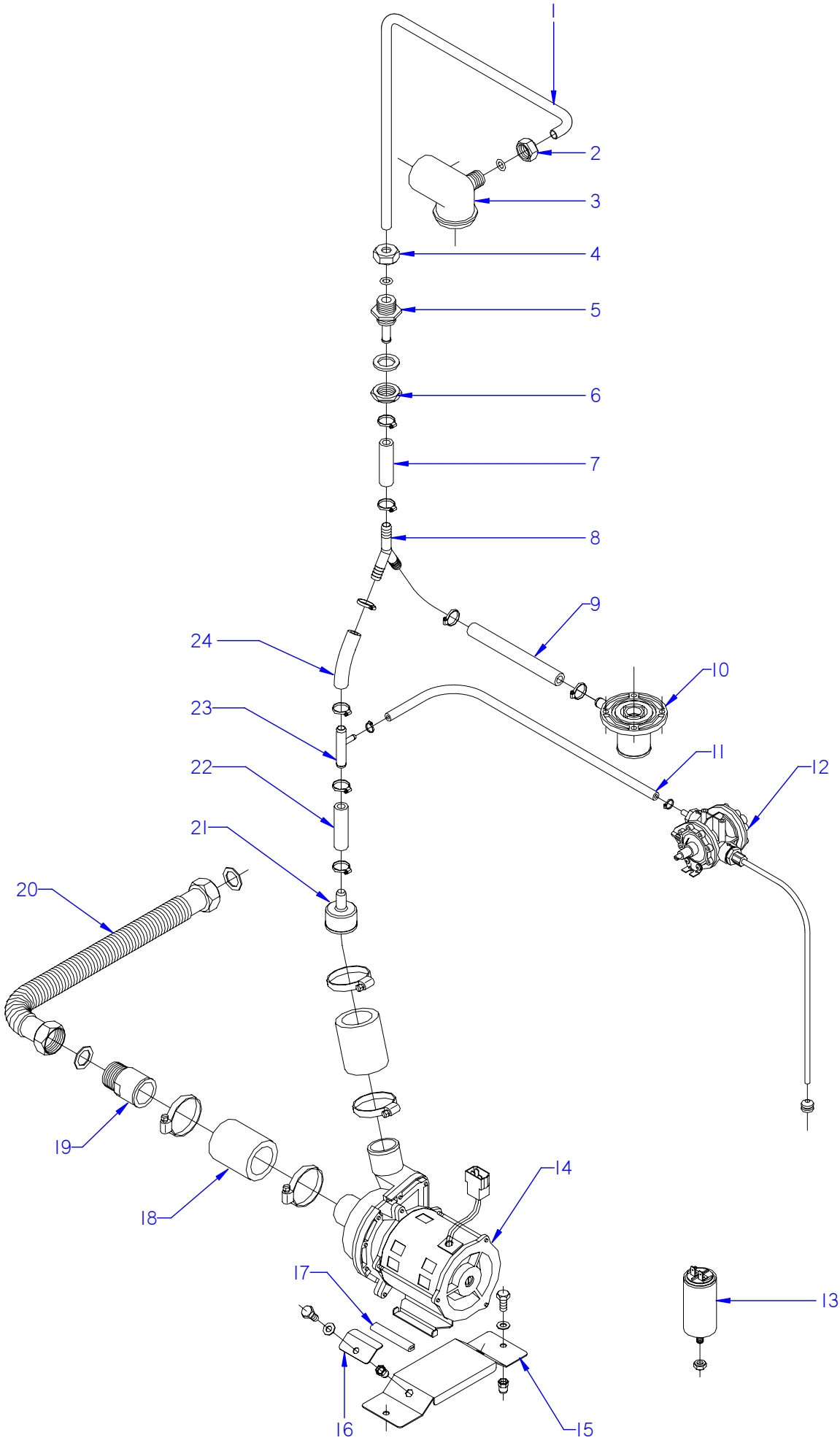


| N plano | Firma | Fecha | Aparato | | Lamina | |
|---|---|---|---|---|---|---|
| C-1895 | | 2007-09 | PARTE FUNCIONAL ACLARADO<br>LAVAVAJILLAS ECO-120 | | 7 | Fagor Industrial S.Coop.<br>Oñate |

| MOD. | LAVAVAJILLAS DE CAPOTA | ZONA | PARTE FUNCIONAL DE ACLARADO | PLANO | C-1895 |
|---|---|---|---|---|---|

| ITEM | CODIGO | DENOMINACION | TEXTO | ECO-120 | | | | | | | NOTAS |
|---|---|---|---|---|---|---|---|---|---|---|---|
| 1 | Z711903000 | CONDUCCION ACLARADO COMP. | | 1 | | | | | | | |
| 2 | Q223107000 | TUERCA M.20x2.5 | | 1 | | | | | | | |
| | Q307048000 | JUNTA TORICA Ø9.12X16.18X3.53 | | 1 | | | | | | | |
| 3 | Z710705000 | SOPORTE DISTRIBUIDOR SUPER. | | 1 | | | | | | | |
| 4 | Q223107000 | TUERCA M.20x2.5 | | 1 | | | | | | | |
| | Q307048000 | JUNTA TORICA Ø9.12X16.18X3.53 | | 1 | | | | | | | |
| 5 | Z711904000 | PASAMUROS ACLARADO | | 1 | | | | | | | |
| | Q307032000 | JUNTA Ø 32X21X3 | | 1 | | | | | | | |
| 6 | Q223023000 | TUERCA EXAGONAL 5-8 LATON | | 1 | | | | | | | |
| 7 | 3676900000 | TUBO GOMA NEGRA Ø 17*10 | | 1 | | | | | | | |
| | Q881302000 | ABRAZADERA 12-20 | | 2 | | | | | | | |
| 8 | Z201106000 | RACORD EN Y | | 1 | | | | | | | |
| 9 | 3676900000 | TUBO GOMA NEGRA Ø 17*10 | | 1 | | | | | | | |
| | Q881302000 | ABRAZADERA 12-20 | | 2 | | | | | | | |
| 10 | Z710706000 | PASAMUROS | | 1 | | | | | | | |
| | Q012044000 | TORNILLO EXAGONAL M6x25 | | 4 | | | | | | | |
| | Q306050000 | ARANDELA 6x12x1.5 | | 4 | | | | | | | |
| | Q232040000 | ARANDELA A6 | | 4 | | | | | | | |
| | Q262040000 | ARANDELA GROW. A6 A.304 | | 4 | | | | | | | |
| | Q162040000 | TUERCA EXAGONAL M6 | | 4 | | | | | | | |
| 11 | 3704000000 | TUBO GOMA NEGRO D 10,5*5 | | 1 | | | | | | | |
| | Q881308000 | ABRAZADERA 8-14L | | 2 | | | | | | | |
| 12 | Z651123000 | DOSIFICADOR TENSOACTIVO | | 1 | | | | | | | ELIMINADO 03.04.09 |
| 12 | Z211109000 | DOSIFICADOR TENSOACTIVO N-6 | | 1 | | | | | | | ELIMINADO 18.06.2012 |
| 12 | 12045206 | DOSIFICADOR_ABRILLANTADOR_A( | | 1 | | | | | | | INTRODUCIDO 18.06.2012 |
| | Q232030000 | ARANDELA A5 | | 2 | | | | | | | |
| | Q012031000 | TORNIL. EXAGONAL M5x10 A.304 | | 4 | | | | | | | |
| | Q163020000 | TUERCA EXAGONAL M4 LATON | | 2 | | | | | | | |
| S/Nº | Z448618000 | CONDUCTO ABRILLANTADOR | | 1 | | | | | | | INTRODUCIDO 03.04.09 |
| 13 | V817100000 | CONDENSADOR 6 M,F, | | 2 | | | | | | | |
| | Q162050000 | TUERCA EXAGONAL M8x1 INOX, | | 1 | | | | | | | |

| MOD. | LAVAVAJILLAS DE CAPOTA | ZONA | PARTE FUNCIONAL DE ACLARADO | PLANO | C-1895 |
|---|---|---|---|---|---|

| ITEM | CODIGO | DENOMINACION | TEXTO | ECO-120 | | | | | | | NOTAS |
|---|---|---|---|---|---|---|---|---|---|---|---|
| 14 | Z401001000 | BOMBA LAVADO | | 1 | | | | | | | |
| | Z401001100 | TURBINA BOMBA Z401001 | | 1 | | | | | | | |
| 15 | Z701101000 | SOPOR. MOTOBOMBA ACLARADO | | 1 | | | | | | | |
| | Q221343000 | REMACHE EXAGONAL M6 | | 2 | | | | | | | |
| 16 | Z701103000 | AMARRE MOTOBOMBA | | 2 | | | | | | | |
| | Q012042000 | TORNILLO EXAGONAL M6x15 | | 2 | | | | | | | |
| | Q232040000 | ARANDELA A6 | | 2 | | | | | | | |
| | Q262040000 | ARANDELA GROW. A6 A.304 | | 2 | | | | | | | |
| | Q012031000 | TORNIL. EXAGONAL M5x10 A.304 | | 2 | | | | | | | |
| | Q232030000 | ARANDELA A5 | | 2 | | | | | | | |
| | Q262030000 | ARANDELA GROW. A5 A.304 | | 2 | | | | | | | |
| 17 | 3701700000 | PERFIL GOMA NEGRO EN U 9*4 | | 2 | | | | | | | |
| 18 | Z162301000 | CONDUCTO ASPIRAC. IMPULSION | | 1 | | | | | | | |
| | Q881307000 | ABRAZADERA 40*60 | | 2 | | | | | | | |
| 19 | Z701102000 | MANGUITO | | 1 | | | | | | | |
| 20 | Z951101000 | TUBO CORRUGADO | | 1 | | | | | | | |
| | Q306038000 | ARANDELA JUNTA 31X21X1.5 | | 2 | | | | | | | |
| 21 | Z701104000 | REDUCCION | | 1 | | | | | | | |
| 22 | 3676900000 | TUBO GOMA NEGRA 17*10 | | 1 | | | | | | | |
| | Q881302000 | ABRAZADERA 12*20 | | 2 | | | | | | | |
| 23 | Z601157000 | TOMA PRESION | | 1 | | | | | | | |
| 24 | 3676900000 | TUBO GOMA NEGRA 17*10 | | 1 | | | | | | | |
| | Q881302000 | ABRAZADERA 12*20 | | 2 | | | | | | | |

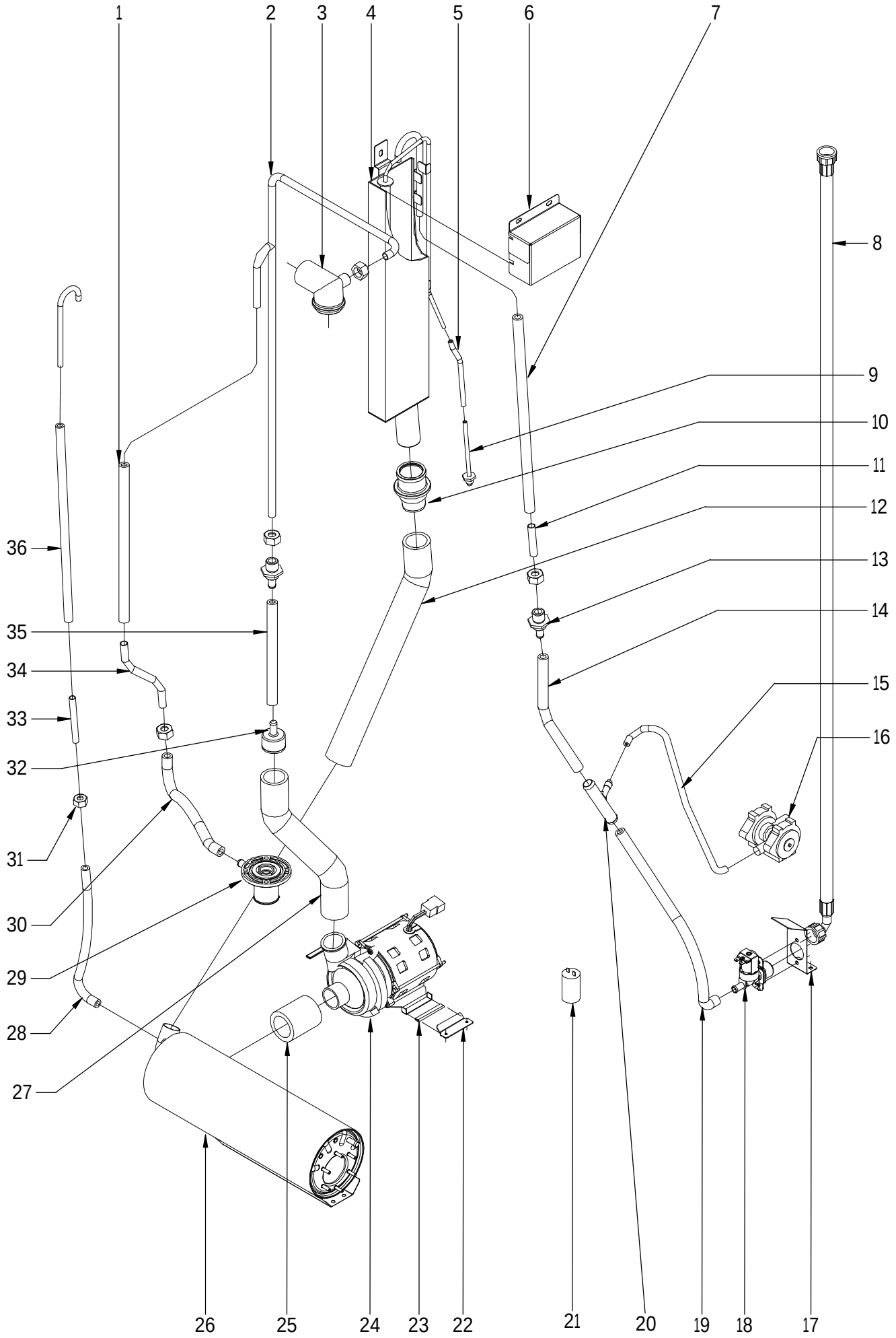


| N plano | Firma | Fecha | Aparato | | Lamina | |
|---|---|---|---|---|---|---|
| C-1896 | | 2007-09 | PARTE FUNCIONAL DE ACLARADO<br>LAVAVAJILLAS FI-120 HYCLINIC | | 8 | Fagor Industrial S.Coop.<br>Oñate |

| MOD. | LAVAVAJILLAS DE CAPOTA | ZONA | PARTE FUNCIONAL DE ACLARADO | PLANO | C-1896 |
|---|---|---|---|---|---|

| ITEM | CODIGO | DENOMINACION | TEXTO | FI-120 HYCLINIC | | | | | | | NOTAS |
|---|---|---|---|---|---|---|---|---|---|---|---|
| 1 | 3676900000 | TUBO GOMA NEGRA Ø 17*10 | | 1 | | | | | | | |
| | Q881302000 | ABRAZADERA 12-20 | | 2 | | | | | | | |
| 2 | Z718911000 | RAMA DE ACLARADO CLINIC | | 1 | | | | | | | |
| 3 | Z710705000 | SOPORTE DISTRIBUIDOR SUPER. | | 1 | | | | | | | |
| 4 | Z718909000 | DEPOSITO CLINIC COMPLETO | | 1 | | | | | | | ELIMINADO 31.12.10 |
| 4 | Z727412000 | DEPOSITO CLINIC COMPLETO | | 1 | | | | | | | INTRODUCIDO 31.12.10 |
| 5 | 3702400000 | TUBO DE GOMA Ø 8*4 x140 | | 1 | | | | | | | |
| | P102154000 | BRIDA ELASTICA TUBO | | 2 | | | | | | | |
| 6 | Z718915000 | TAPA DEPOSITO CLINIC | | 1 | | | | | | | ELIMINADO 31.12.10 |
| 6 | Z727413000 | TAPA DEPOSITO CLINIC | | 1 | | | | | | | INTRODUCIDO 31.12.10 |
| | Q262040000 | ARANDELA GROW. A6 A.304 | | 3 | | | | | | | |
| | Q162040000 | TUERCA EXAGONAL M6 | | 3 | | | | | | | |
| 7 | 3676900000 | TUBO GOMA NEGRA Ø 17*10 | | 1 | | | | | | | |
| | Q881302000 | ABRAZADERA 12*20 | | 2 | | | | | | | |
| 8 | Z602121000 | MANGUERA ENTRADA DE AGUA | | 1 | | | | | | | |
| 9 | Z718918000 | PASAMUROS PRES. CLINIC | | 1 | | | | | | | ELIMINADO 31.12.10 |
| 9 | Z727407000 | PASAMUROS PRES. CLINIC | | 1 | | | | | | | INTRODUCIDO 31.12.10 |
| | Q306024000 | JUNTA 18x12.5x1.5 | | 1 | | | | | | | |
| 10 | Z330751000 | PASAMUROS IMPULSION PRELAV. | | 1 | | | | | | | ELIMINADO 31.03.09 |
| 10 | Z330790000 | PASAMUROS IMPULSION PRELAV. | | 1 | | | | | | | INTRODUCIDO 31.03.09 |
| | Q307065000 | JUNTA TORICA 43,01x37,77x2,62 | | 1 | | | | | | | |
| | Z710708000 | TUERCA PASAMUROS | | 1 | | | | | | | |
| | Q307058000 | ARANDELA 60x44x2 | | 1 | | | | | | | |
| | Q881307000 | ABRAZADERA 40*60 | | 1 | | | | | | | |
| 11 | Z718910000 | TUBO ENTRADA AGUA | | 1 | | | | | | | |
| | Q307048000 | JUNTA TORICA 9.12x16.18x3.53 | | 4 | | | | | | | |
| 12 | Z718925000 | CONDUCTO DEPOSITO-CALDERIN | | 1 | | | | | | | |
| | Q881307000 | ABRAZADERA 40*60 | | 2 | | | | | | | |
| 13 | Z711904000 | PASAMUROS ACLARADO | | 2 | | | | | | | |
| | Q307032000 | JUNTA 32x21x3 | | 2 | | | | | | | |
| | Q223023000 | TUERCA EXAGONAL 5-8 LATON | | 2 | | | | | | | |

| MOD. | LAVAVAJILLAS DE CAPOTA | | ZONA | PARTE FUNCIONAL DE ACLARADO | | | | | | PLANO | C-1896 |
|---|---|---|---|---|---|---|---|---|---|---|---|
| ITEM | CODIGO | DENOMINACION | TEXTO | FI-120 HYCLINIC | | | | | | | NOTAS |
| 14 | 3676900000 | TUBO GOMA NEGRA 17*10 | | 1 | | | | | | | |
| | Q881302000 | ABRAZADERA 12*20 | | 4 | | | | | | | |
| 15 | 3704000000 | TUBO GOMA NEGRA Ø10,5*5 | | 1 | | | | | | | |
| | Q881308000 | ABRAZADERA 8-14L | | 2 | | | | | | | |
| 16 | Z651123000 | DOSIFICADOR TENSOAC. N-6 | | 1 | | | | | | | ELIMINADO 01.02.08 |
| 16 | Z208915000 | DOSIFICADOR DGTE ABRILLANT. | | 1 | | | | | | | INTRODUCIDO 01.02.08 |
| | Q012031000 | TORNILLO EXAGONAL. M5x10 A304 | | 2 | | | | | | | |
| | Q163020000 | TUERCA EXAGONAL M4 LATON | | 2 | | | | | | | |
| | Q012031000 | TORNILLO EXAGONAL. M5x10 A304 | | 2 | | | | | | | |
| | Q232030000 | ARANDELA A5 | | 2 | | | | | | | |
| s/n | Z701152000 | PESO FILTRO | | 1 | | | | | | | |
| 17 | Z201101000 | ESCUADRA AMARRE ELECTROVA | | 1 | | | | | | | |
| | Q152024000 | TORNILLO AVELLAN. M4x8 A304 | | 2 | | | | | | | |
| | Q242020000 | ARANDELA ABANICO A.4 A304 | | 2 | | | | | | | |
| | Q012031000 | TORNILLO EXAGONAL. M5x10 A304 | | 2 | | | | | | | |
| | Q232030000 | ARANDELA A5 | | 2 | | | | | | | |
| 18 | Z701135000 | E.V. SIMPLE 0V COD. 255.208 | | 1 | | | | | | | |
| | Z841107000 | REGULAD. ENTRADA 10L 254.067 | | 1 | | | | | | | |
| 19 | 3676900000 | TUBO GOMA NEGRA 17*10 | | 1 | | | | | | | |
| | Q881302000 | ABRAZADERA 12*20 | | 4 | | | | | | | |
| 20 | Z601157000 | TOMA PRESION | | 1 | | | | | | | |
| 20 | Z718949000 | TE TOMA PRESION | | 1 | | | | | | | |
| 21 | V817100000 | CONDENSADOR 6 M,F, | | 2 | | | | | | | |
| 22 | Z718931000 | SOPORTE MOTOBOMBA CLINIC | | 1 | | | | | | | |
| | Q152024000 | TORNILLO AVELLAN. M4x8 A304 | | 2 | | | | | | | |
| 23 | 3701700000 | PERFIL GOMA NEGRO EN U 9*4 | | 2 | | | | | | | |
| 24 | Z401001000 | BOMBA LAVADO | | 1 | | | | | | | |
| | Z401001100 | TURBINA BOMBA Z401001 | | 1 | | | | | | | |
| 25 | Z162301000 | CONDUCTO ASPIRAC. IMPULSION | | 1 | | | | | | | |
| | Q881307000 | ABRAZADERA 40*60 | | 2 | | | | | | | |
| 26 | Z258916000 | CALDERIN COMPLETO BBT. | | 1 | | | | | | | |

| MOD. | LAVAVAJILLAS DE CAPOTA | ZONA | PARTE FUNCIONAL DE ACLARADO | PLANO | C-1896 |
|---|---|---|---|---|---|

| ITEM | CODIGO | DENOMINACION | TEXTO | FI-120 HYCLINIC | | | | | | | NOTAS |
|---|---|---|---|---|---|---|---|---|---|---|---|
| 27 | Z718935000 | CONDUCTO IMPULSION CLINIC | | 1 | | | | | | | |
| | Q881307000 | ABRAZADERA 40*60 | | 2 | | | | | | | |
| 28 | 3676900000 | TUBO GOMA NEGRA 17*10 | | 1 | | | | | | | |
| | Q881302000 | ABRAZADERA 12*20 | | 2 | | | | | | | |
| 29 | Z710706000 | PASAMUROS | | 1 | | | | | | | |
| 30 | 3676900000 | TUBO GOMA NEGRA 17*10 | | 1 | | | | | | | |
| | Q881302000 | ABRAZADERA 12*20 | | 2 | | | | | | | |
| 31 | Q223107000 | TUERCA M.20x2.5 | | 5 | | | | | | | |
| S/Nº | Z718951000 | PASAMUROS ACLAR. CLINIC | | 1 | | | | | | | INTRODUCIDO 20.06.08 |
| 32 | Z701104000 | REDUCCION | | 1 | | | | | | | |
| 33 | Z718928000 | TUBO PASAM. CALDER. CLINIC | | 1 | | | | | | | |
| | Q307048000 | JUNTA TORICA 9.12x16.18x3.53 | | 1 | | | | | | | |
| 34 | Z718927000 | TUBO PAS. ACLARADO CLINIC | | 1 | | | | | | | |
| 35 | 3676900000 | TUBO GOMA NEGRA 17*10 | | 2 | | | | | | | |
| | Q881302000 | ABRAZADERA 12*20 | | 4 | | | | | | | |
| 36 | 3676900000 | TUBO GOMA NEGRA 17*10 | | 1 | | | | | | | |
| | Q881302000 | ABRAZADERA 12*20 | | 2 | | | | | | | |
| | | | | | | | | | | | |
| | | | | | | | | | | | |
| | | | | | | | | | | | |
| | | | | | | | | | | | |
| | | | | | | | | | | | |
| | | | | | | | | | | | |
| | | | | | | | | | | | |
| | | | | | | | | | | | |
| | | | | | | | | | | | |
| | | | | | | | | | | | |
| | | | | | | | | | | | |
| | | | | | | | | | | | |
| | | | | | | | | | | | |
| | | | | | | | | | | | |

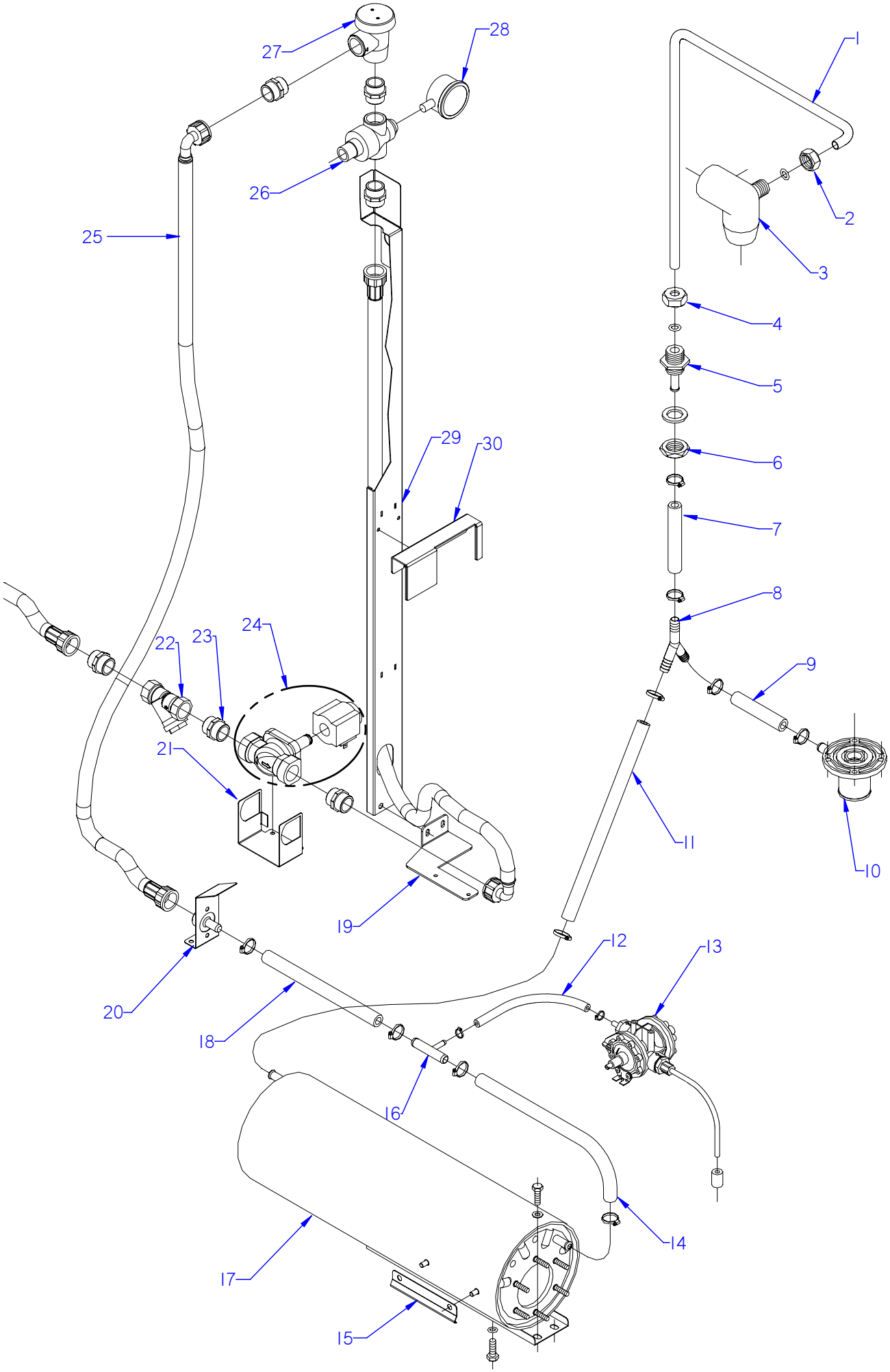


| N plano | Firma | Fecha | Aparato | | Lamina | |
|---|---|---|---|---|---|---|
| C-1897 | | 2007-09 | PARTE FUNCIONAL ACLARADO<br>LAVAVAJILLAS FI-120 W | | 9 | Fagor Industrial S.Coop.<br>Oñate |

| MOD. | LAVAVAJILLAS DE CAPOTA | ZONA | PARTE FUNCIONAL ACLARADO | PLANO | C-1897 |
|---|---|---|---|---|---|

| ITEM | CODIGO | DENOMINACION | TEXTO | FI-120 W | | | | | | | NOTAS |
|---|---|---|---|---|---|---|---|---|---|---|---|
| 1 | Z711903000 | CONDUCCION ACLARADO COMP. | | 1 | | | | | | | |
| 2 | Q223107000 | TUERCA M.20x2.5 | | 1 | | | | | | | |
| | Q307048000 | JUNTA TORICA Ø9.12X16.18X3.53 | | 1 | | | | | | | |
| 3 | Z710705000 | SOPORTE DISTRIBUIDOR SUPER. | | 1 | | | | | | | |
| | Q152004000 | TORNILLO APLAST. M5x13 A.304 | | 1 | | | | | | | |
| | Q242030000 | ARANDELA ABANICO A5 A.304 | | 1 | | | | | | | |
| 4 | Q223107000 | TUERCA M.20x2.5 | | 1 | | | | | | | |
| | Q307048000 | JUNTA TORICA Ø9.12X16.18X3.53 | | 1 | | | | | | | |
| 5 | Z711904000 | PASAMUROS ACLARADO | | 1 | | | | | | | |
| | Q307032000 | JUNTA Ø 32X21X3 | | 1 | | | | | | | |
| 6 | Q223023000 | TUERCA EXAGONAL 5-8 LATON | | 1 | | | | | | | |
| 7 | 3676900000 | TUBO GOMA NEGRA Ø 17*10 | | 1 | | | | | | | |
| | Q881302000 | ABRAZADERA 12-20 | | 2 | | | | | | | |
| 8 | Z201106000 | RACORD EN Y | | 1 | | | | | | | |
| 9 | 3676900000 | TUBO GOMA NEGRA Ø 17*10 | | 1 | | | | | | | |
| | Q881302000 | ABRAZADERA 12-20 | | 2 | | | | | | | |
| 10 | Z710706000 | PASAMUROS | | 1 | | | | | | | |
| | Q012044000 | TORNILLO EXAGONAL M6x25 | | 4 | | | | | | | |
| | Q306050000 | ARANDELA 6x12x1.5 | | 4 | | | | | | | |
| | Q262040000 | ARANDELA GROW. A6 A.304 | | 4 | | | | | | | |
| | Q162040000 | TUERCA EXAGONAL M6 | | 4 | | | | | | | |
| 11 | 3676900000 | TUBO GOMA NEGRA Ø 17*10 | | 1 | | | | | | | |
| | Q881302000 | ABRAZADERA 12-20 | | 2 | | | | | | | |
| 12 | 3704000000 | TUBO GOMA NEGRO D 10,5*5 | | 1 | | | | | | | |
| 13 | Z651123000 | DOSIFICADOR TENSOACTIVO | | 1 | | | | | | | ELIMINADO 03.04.09 |
| 13 | Z211109000 | DOSIFICADOR TENSOACTIVO N-6 | | 1 | | | | | | | ELIMINADO 18.06.2012 |
| 13 | 12045206 | DOSIFICADOR_ABRILLANTADOR_A( | | 1 | | | | | | | INTRODUCIDO 18.06.2012 |
| | Q232030000 | ARANDELA A5 | | 2 | | | | | | | |
| | Q012031000 | TORNIL. EXAGONAL M5x10 A.304 | | 4 | | | | | | | |
| | Q163020000 | TUERCA EXAGONAL M4 LATON | | 2 | | | | | | | |
| S/Nº | Z448618000 | CONDUCTO ABRILLANTADOR | | 1 | | | | | | | INTRODUCIDO 03.04.09 |

| MOD. | LAVAVAJILLAS DE CAPOTA | ZONA | PARTE FUNCIONAL ACLARADO | PLANO | C-1897 |
|---|---|---|---|---|---|

| ITEM | CODIGO | DENOMINACION | TEXTO | FI-120 W | | | | | | | NOTAS |
|---|---|---|---|---|---|---|---|---|---|---|---|
| 14 | 3676900000 | TUBO GOMA NEGRA Ø 17*10 | | 1 | | | | | | | |
| | Q881302000 | ABRAZADERA 12-20 | | 2 | | | | | | | |
| 15 | Z748008000 | SOPORTE BULBO TERMOSTATO | | 1 | | | | | | | |
| | Q232040000 | ARANDELA A-6 | | 1 | | | | | | | |
| | Q162040000 | TUERCA EXAGONAL M-6 | | 1 | | | | | | | |
| 16 | Z601157000 | TOMA PRESION | | 1 | | | | | | | |
| 17 | Z201710000 | CALDERIN COMPLETO | | 1 | | | | | | | ELIMINADO 15.10.2012 |
| 17 | 12046893 | CALDERIN COMPLET. LJ. AF. LC. W | | 1 | | | | | | | INTRODUCIDO 15.10.2012 |
| | Q152018000 | PERNO SOL.M6X10 | | 2 | | | | | | | |
| | Q012031000 | TORNIL. EXAGONAL M5x10 A.304 | | 2 | | | | | | | |
| | Q232030000 | ARANDELA A5 | | 2 | | | | | | | |
| | Q012063000 | TORNIL. EXAGONAL M10x20 A.304 | | 1 | | | | | | | |
| | Q307048000 | JUNTA TORICA Ø9.12X16.18X3.53 | | 1 | | | | | | | |
| 18 | 3676900000 | TUBO GOMA NEGRA Ø 17*10 | | 1 | | | | | | | |
| | Q881302000 | ABRAZADERA 12-20 | | 2 | | | | | | | |
| 19 | Z718448000 | SOPORTE W INF AR | | 1 | | | | | | | |
| | Q411304000 | REMACHE AVIBULB.Ø4,8 | | 4 | | | | | | | |
| | Q152004000 | TORNILLO APLAST. M5x13 A.304 | | 2 | | | | | | | |
| 20 | Z718414000 | EMPALME COMPLETO 3/4 | | 1 | | | | | | | |
| 21 | Z718449000 | SOPORTE EV W | | 1 | | | | | | | |
| 22 | Z102308000 | FILTRO 3/4 | | 1 | | | | | | | |
| 23 | Z102301000 | MANGUITO 3/4" | | 6 | | | | | | | |
| 24 | Z718415000 | ELECTROVALVULA USA Completa | | 1 | | | | | | | |
| | Z102305000 | ELECTROVALVULA 032U 2261-00 | | 1 | | | | | | | |
| | Z718445000 | BOBINA USA | | 1 | | | | | | | |
| S/Nº | Z718453000 | MANGUITO 3/4"GAS-NPT | | 2 | | | | | | | INTRODUCIDO 01.12.07 |
| 25 | Z602121000 | MANGUERA ENTRADA AGUA | | 3 | | | | | | | |
| | Q012031000 | TORNIL. EXAGONAL M5x10 A.304 | | 2 | | | | | | | |
| | Q232030000 | ARANDELA A5 | | 2 | | | | | | | |
| 26 | Z102307000 | REDUCTOR PRESION | | 1 | | | | | | | |
| 27 | Z718418000 | VALVULA ANTIRRETORNO W | | 1 | | | | | | | |

| MOD. | LAVAVAJILLAS DE CAPOTA | ZONA | PARTE FUNCIONAL ACLARADO | PLANO | C-1897 |
|---|---|---|---|---|---|

| ITEM | CODIGO | DENOMINACION | TEXTO | FI-120 W | | | | | | | NOTAS |
|---|---|---|---|---|---|---|---|---|---|---|---|
| 28 | Z271125000 | MANOMETRO W NSF | | 1 | | | | | | | |
| 29 | Z718447000 | SOPORTE W ANTIRRETORNO | | 1 | | | | | | | |
| | 3713500000 | PERFIL CUBREARISTAS PLASTICO | | 1 | | | | | | | |
| | Q221342000 | REMACHE EXAGONAL M5 | | 2 | | | | | | | |
| 30 | Z718440000 | SEPARADOR CONDUCCION W | | 1 | | | | | | | |

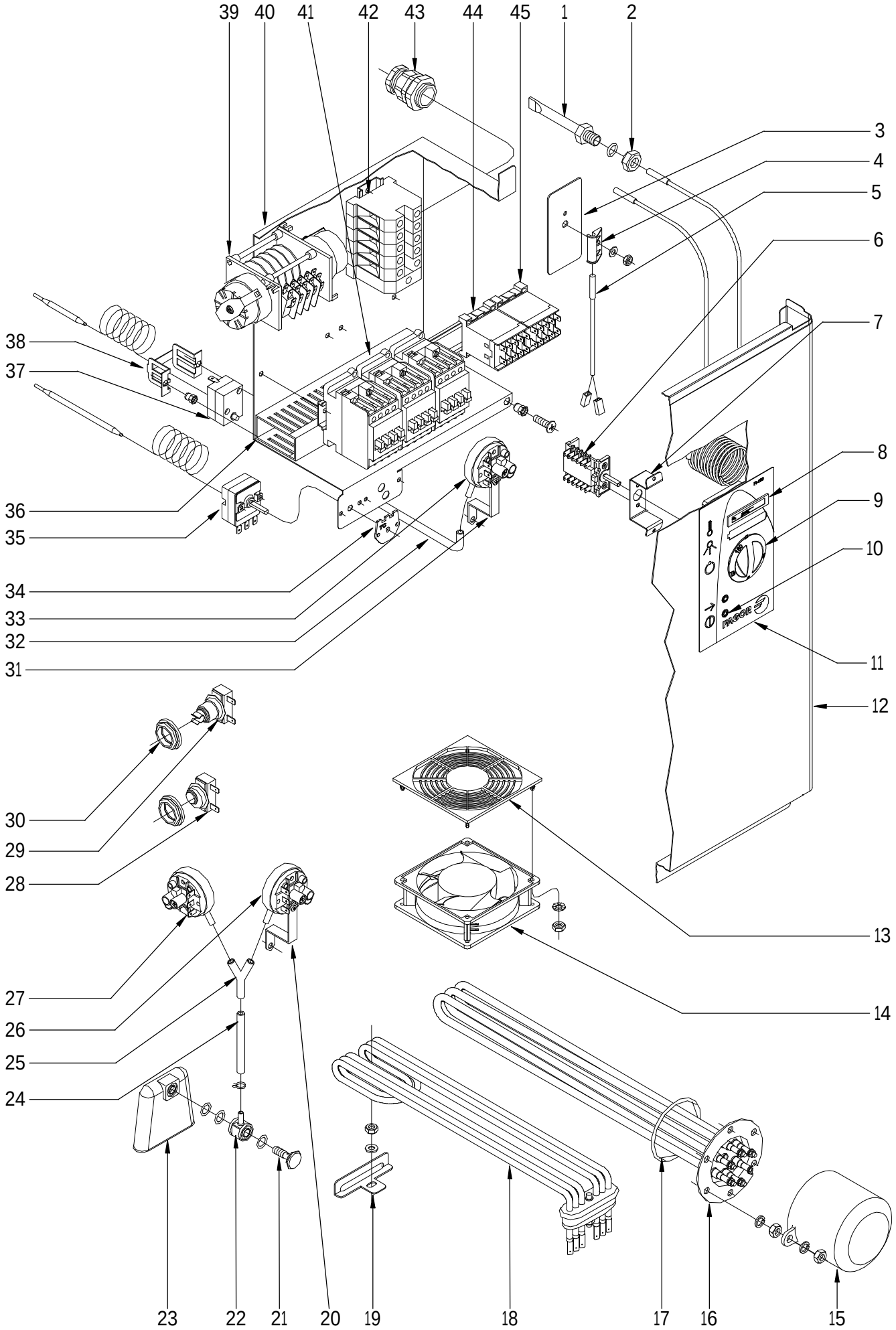


| N plano | Firma | Fecha | Aparato | | Lamina | |
|---|---|---|---|---|---|---|
| C-1898 | | 2007-09 | PARTE FUNCIONAL ELECTRICA<br>LAVAVAJILLAS FI-120 | | 10 | Fagor Industrial S.Coop. FAGOR<br>Oñate |

| MOD. | LAVAVAJILLAS DE CAPOTA | ZONA | PARTE FUNCIONAL ELECTRICA | PLANO | C-1898 |
|---|---|---|---|---|---|

| ITEM | CODIGO | DENOMINACION | TEXTO | FI-120 | FI-120 C | FI-120 B | FI-120 HYCLINIC | | | | NOTAS |
|---|---|---|---|---|---|---|---|---|---|---|---|
| 1 | Z263002000 | VAINA INDICADOR COMPLETA | | 1 | 1 | 1 | 1 | | | | |
| | Q307048000 | JUNTA TORICA Ø16,18xØ9,12xØ3,53 | | 1 | 1 | 1 | 1 | | | | |
| 2 | Q162070000 | TUERCA EXAGONAL M-12 | | 1 | 1 | 1 | 1 | | | | |
| 3 | Z101211000 | APOYO INTERRUPTOR | | 1 | 1 | 1 | 1 | | | | |
| 4 | Z203010000 | AMARRE INTERRUPTOR MAGNET. | | 1 | 1 | 1 | 1 | | | | |
| | Q232040000 | ARANDELA A-6 | | 1 | 1 | 1 | 1 | | | | |
| | Q162040000 | TUERCA EXAGONAL M-6 | | 1 | 1 | 1 | 1 | | | | |
| 5 | Z203009000 | INTERRUPTOR MAGNETICO | | 1 | 1 | 1 | 1 | | | | |
| 6 | Z683085000 | CONMUTADOR FUNCIONES | | 1 | _ | _ | _ | | | | |
| 6 | Z713097000 | CONMUTADOR | | _ | 1 | 1 | 1 | | | | |
| | Q152024000 | TORN. AVELLANADO M4x8 A.304 | | 2 | 2 | 2 | 2 | | | | |
| 7 | Z712932000 | SOPOR. CONMUTADOR CAPOTA | | 1 | 1 | 1 | 1 | | | | |
| | Q419005000 | REMACHE 4x8 ALMG3 / ALUMINIO | | 2 | 2 | 2 | 2 | | | | |
| 8 | Z203072000 | INDICADOR ANALOGICO | | 2 | 2 | 2 | 2 | | | | |
| 9 | Z713091000 | BOTON DE MANDO 100/120 | | 1 | _ | _ | _ | | | | |
| 9 | Z713099000 | BOTON DE MANDO B | | _ | 1 | 1 | 1 | | | | |
| 10 | Z203079000 | PILOTO AMBAR Ø10 | | 2 | 2 | 2 | 2 | | | | |
| 11 | Z722902000 | EMBELLECED. ADHESIVO FI-120 | | 1 | _ | _ | _ | | | | |
| 11 | Z208921000 | EMBELLECED. ADHESIVO FI-120 C | | _ | 1 | _ | _ | | | | |
| 11 | Z722903000 | EMBELLECED. ADHESIVO FI-120B | | _ | _ | 1 | _ | | | | |
| 11 | Z718941000 | EMBELL. ADHESIVO FI-120 CLINIC | | _ | _ | _ | 1 | | | | |
| | Q152004000 | TORNILLO APLAST. M5x13 A 304 | | 2 | 2 | 2 | 2 | | | | |
| 12 | Z712927000 | PANEL FRONTAL FI-120 | | 1 | 1 | 1 | 1 | | | | ELIMINADO 29.01.2013 |
| 12 | 12048218 | PANEL FRONTAL FI FAGOR COMP. | | 1 | 1 | 1 | 1 | | | | INTRODUCIDO 29.01.2013 |
| 13 | Z713015000 | PROTECCION VENTILADOR ABS | | 1 | 1 | 1 | 1 | | | | |
| | Q042022000 | TORNILLO AVELLANADO M4x15 | | 8 | 8 | 8 | 8 | | | | |
| | Q162020000 | TUERCA EXAGONAL M4 | | 12 | 12 | 12 | 12 | | | | |
| 14 | Z103066000 | VENTILADOR 230V,50/60 HZ | | 1 | 1 | 1 | 1 | | | | |
| 15 | Z651731000 | CAPERUZA RESISTEN. CALDERIN | | 1 | 1 | 1 | 1 | | | | |
| | Q163140000 | TUERCA EXAGONAL M6 LATON | | 2 | 2 | 2 | 2 | | | | |
| | Q012031000 | TORNIL. EXAGONAL M5x10 A.304 | | 2 | 2 | 2 | 2 | | | | |

| MOD. | LAVAVAJILLAS DE CAPOTA | | ZONA | PARTE FUNCIONAL ELECTRICA | | | | | | PLANO | C-1898 |
|---|---|---|---|---|---|---|---|---|---|---|---|
| ITEM | CODIGO | DENOMINACION | TEXTO | FI-120 | FI-120 C | FI-120 B | FI-120 HYCLINIC | | | | NOTAS |
| 16 | Z728306000 | RESISTENCIA CALDERIN 12 KW | | 1 | 1 | 1 | 1 | | | | |
| | Q221305000 | TUERCA EX, AUTO. M4 ZINCADA | | 6 | 6 | 6 | 6 | | | | |
| | Q163140000 | TUERCA EXAGONAL M6 LATON | | 6 | 6 | 6 | 6 | | | | |
| | Q262040000 | ARANDELA GROW. A6 A,304 | | 6 | 6 | 6 | 6 | | | | |
| 17 | Q307035000 | JUNTA TORICA AN-36 282333 | | 1 | 1 | 1 | 1 | | | | |
| 18 | Z743601000 | RESISTENCIA TANQUE | | 1 | 1 | 1 | 1 | | | | |
| 19 | Z743602000 | SOPORTE RESISTENCIA TANQUE | | 1 | 1 | 1 | 1 | | | | |
| | Q232040000 | ARANDELA A,6 | | 1 | 1 | 1 | 1 | | | | |
| | Q162040000 | TUERCA EXAGONAL M6 | | 1 | 1 | 1 | 1 | | | | |
| 20 | Z602923000 | SOPORTE PRESOSTATO | | 1 | 1 | 1 | 1 | | | | |
| | Q082032000 | TORNILLO ALOMADO BZ-3,5x9,5 | | 1 | 1 | 1 | 1 | | | | |
| | Q162040000 | TUERCA EXAGONAL M6 | | 1 | 1 | 1 | 1 | | | | |
| | Q232040000 | ARANDELA A6 | | 1 | 1 | 1 | 1 | | | | |
| 21 | Z203013000 | TORNILLO PRESOSTATO | | 1 | 1 | 1 | 1 | | | | |
| 22 | Z203012000 | EMPALME PRESOSTATO | | 1 | 1 | 1 | 1 | | | | |
| | Q307003000 | JUNTA TOR.16,01x10,77x2,62 | | 3 | 3 | 3 | 3 | | | | |
| 23 | Z203011000 | CAMARA PRESOSTATO | | 1 | 1 | 1 | 1 | | | | |
| 24 | 3702400000 | TUBO DE GOMA 8x4 D8*4 | | 1 | 1 | 1 | 1 | | | | |
| | P102154000 | BRIDA ELASTICA TUBO | | 2 | 2 | 2 | 2 | | | | |
| 25 | Z103077000 | RACORD EN Y | | _ | 1 | 1 | 1 | | | | |
| 26 | Z713002000 | PRESOSTATO SIMPLE | | 1 | 1 | 1 | 1 | | | | |
| 27 | Z713098000 | PRESOTATO SEGURIDAD | | _ | 1 | 1 | 1 | | | | |
| 28 | Z718405000 | TERMOSTATO DOBLE | | 1 | 1 | 1 | 1 | | | | |
| 29 | R213004000 | TERMOSTATO REARME MANUAL | | 1 | 1 | 1 | 1 | | | | ELIMINADO 11.02.2013 |
| 29 | 12046165 | TERMOSTATO SEGURIDAD 115ºC | | 1 | 1 | 1 | 1 | | | | INTRODUCIDO 11.02.2013 |
| 30 | N503017000 | SOPORTE TERMOSTATO 1001713 | | 2 | 2 | 2 | 2 | | | | |
| 31 | Z602923000 | SOPORTE PRESOSTATO | | _ | _ | _ | 1 | | | | |
| | Q152004000 | TORNILLO APLAST. M5x13 A 304 | | _ | _ | _ | 1 | | | | |
| | Q082032000 | TORNILLO ALOMADO BZ-3,5x9,5 | | _ | _ | _ | 2 | | | | |
| | Q162030000 | TUERCA EXAGONAL M5 | | _ | _ | _ | 1 | | | | |
| | Q242030000 | ARANDELA ABANICO A-5 A304 | | _ | _ | _ | 1 | | | | |

| MOD. | LAVAVAJILLAS DE CAPOTA | ZONA | PARTE FUNCIONAL ELECTRICA | PLANO | C-1898 |
|---|---|---|---|---|---|

| ITEM | CODIGO | DENOMINACION | TEXTO | FI-120 | FI-120 C | FI-120 B | FI-120 HYCLINIC | | | | NOTAS |
|---|---|---|---|---|---|---|---|---|---|---|---|
| 32 | 3702400000 | TUBO DE GOMA 8x4 D8*4 | | _ | _ | _ | 1 | | | | |
| | P102154000 | BRIDA ELASTICA TUBO | | _ | _ | _ | 2 | | | | |
| 33 | Z213059000 | TRIPLE PRESOTATO 40-120-150 | | _ | _ | _ | 1 | | | | |
| 34 | Z208438000 | CHAPA W TC 90ºC | | _ | _ | _ | 1 | | | | |
| 34 | Z718952000 | CHAPA BT80C | | _ | _ | _ | 1 | | | | INTRODUCIDO 19.05.08 |
| 35 | Z203014000 | TERMOSTATO CALDERIN | | 1 | 1 | 1 | 1 | | | | ELIMINADO 01.11.2012 |
| 35 | 12040858 | TERMOSTATO CALDERIN | | 1 | 1 | 1 | 1 | | | | INTRODUCIDO 01.11.2012 |
| | Q152024000 | TORNILLO AVELLANADO M4x8 | | 2 | 2 | 2 | 2 | | | | |
| 36 | 3715520000 | CANALETA UNEX 60,30,77 | | 3 | 3 | 3 | 3 | | | | |
| | Q419005000 | REMACHE 4x8 ALMG3 / ALUMINIO | | 4 | 4 | 4 | 4 | | | | |
| | Q221342000 | REMACHE EXAGONAL M5 | | 1 | 1 | 1 | 1 | | | | |
| | Q232040000 | ARANDELA A6 | | 2 | 2 | 2 | 2 | | | | |
| | Q162040000 | TUERCA EXAGONAL M6 | | 2 | 2 | 2 | 2 | | | | |
| | Q152004000 | TORNILL, APLASTADO M5x13 A304 | | 1 | 1 | 1 | 1 | | | | |
| | Z713035000 | REGLETA 6 mm. | | 1 | 1 | 1 | 1 | | | | |
| | Z103064000 | BASE UNEX 1252 | | 2 | 2 | 2 | 2 | | | | |
| 37 | Z213014000 | LIMITADOR TECASA P. | | 1 | 1 | 1 | 1 | | | | |
| 38 | Z203060000 | AMARRE LIMITADOR TECASA | | 1 | 1 | 1 | 1 | | | | |
| | Q221341000 | REMACHE EXAGONAL M4 | | 2 | 2 | 2 | 2 | | | | |
| | Q152024000 | TORNILLO AVELLANADO M4x8 | | 2 | 2 | 2 | 2 | | | | |
| 39 | Z713055000 | PROGRAMADOR CICLO 50HZ | | 1 | 1 | 1 | _ | | | | |
| 39 | Z713039000 | PROGRAMAD. CICLO 5LEVAS 60HZ | | 1 | 1 | 1 | _ | | | | |
| 39 | Z718937000 | PROGRAMADOR 50HZ 6 LEVAS | | _ | _ | _ | 1 | | | | |
| | Q042022000 | TORNILLO AVELLANADO M4x15 | | 2 | 2 | 2 | 2 | | | | |
| | Q221341000 | REMACHE EXAGONAL M4 | | 2 | 2 | 2 | 2 | | | | |
| 40 | Z713037000 | CAJA CUADRO ELECTRICO | | 1 | 1 | 1 | 1 | | | | |
| 41 | Z203050000 | CONTAC. SIRIUS 3R 230V.50-60 | | 3 | 3 | 3 | 3 | | | | |
| | Z403016000 | GUIA CONTACTOR L-100 | | 1 | 1 | 1 | 1 | | | | |
| | R663055000 | GUIA CONTACTOR L-120 | | 1 | 1 | 1 | 1 | | | | |
| | | | | | | | | | | | |
| | | | | | | | | | | | |

| MOD. | LAVAVAJILLAS DE CAPOTA | ZONA | PARTE FUNCIONAL ELECTRICA | PLANO | C-1898 |
|---|---|---|---|---|---|

| ITEM | CODIGO | DENOMINACION | TEXTO | FI-120 | FI-120 HYCLINIC | FI-120 B | | | | | NOTAS |
|---|---|---|---|---|---|---|---|---|---|---|---|
| 42 | Z683069000 | BORNA 16 | | 3 | 3 | 3 | | | | | |
| | Z683097000 | BORNA PASO WDU16 10204,8 | | 1 | 1 | 1 | | | | | |
| | Z683070000 | BORNA A TIERRA WEIDMULLER | | 1 | 1 | 1 | | | | | |
| | 12040923 | BORNAS PORTA FUSIBLES 13A 4 | | 2 | 2 | 2 | | | | | INTRODUCIDO 09.07.2012 |
| | 12040926 | FUSIBLE 0,50A Ø5MM 20X5 UL | | 4 | 4 | 4 | | | | | INTRODUCIDO 09.07.2012 |
| | Z683068000 | SEÑALIZ.DEK-6WEIDMULLER | | 1 | 1 | 1 | | | | | |
| | Z683096000 | TOPE FINAL WEW35 10590.0 | | 1 | 1 | 1 | | | | | |
| | Z103083000 | GUIA CONTACTOR L-73 | | 1 | 1 | 1 | | | | | |
| 43 | R023013000 | PRENSA ESTOPAS | | 1 | 1 | 1 | | | | | |
| 44 | Z683087000 | CONTACTOR 3TF20 01-3AL2 230 | | 1 | 1 | 1 | | | | | |
| 45 | Z213007000 | CONTACTOR 230 V. 50-60 HZ | | 1 | 1 | 1 | | | | | |
| | Z103083000 | GUIA CONTACTOR L-73 | | 1 | 1 | 1 | | | | | |

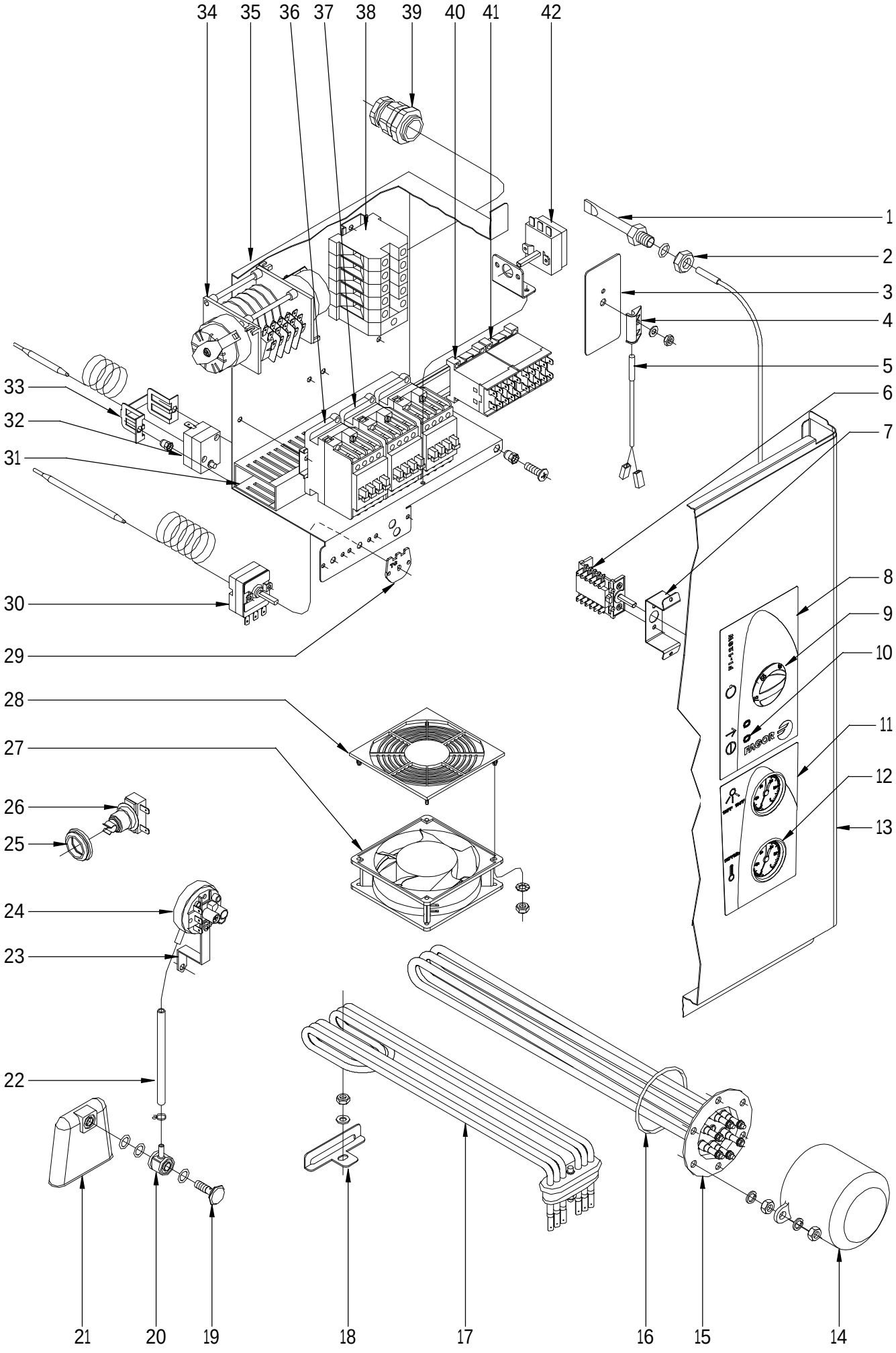


| N plano | Firma | Fecha | Aparato | Lamina | |
|---|---|---|---|---|---|
| C-1899 | | 2007-09 | PARTE FUNCIONAL ELECTRICA<br>LAVAVAJILLAS FI-120 W | 11 | Fagor Industrial S.Coop. FAGOR<br>Oñate |

| MOD. | LAVAVAJILLAS DE CAPOTA | ZONA | PARTE FUNCIONAL ELECTRICA | PLANO | C-1899 |
|---|---|---|---|---|---|

| ITEM | CODIGO | DENOMINACION | TEXTO | FI-120 W | | | | | | | NOTAS |
|---|---|---|---|---|---|---|---|---|---|---|---|
| 1 | Z263002000 | VAINA INDICADOR COMPLETA | | 2 | | | | | | | |
| | Q307048000 | JUNTA TORICA Ø16,18xØ9,12xØ3,53 | | 2 | | | | | | | |
| 2 | Q162070000 | TUERCA EXAGONAL M-12 | | 2 | | | | | | | |
| 3 | Z101211000 | APOYO INTERRUPTOR | | 1 | | | | | | | |
| 4 | Z203010000 | AMARRE INTERRUPTOR MAGNET. | | 1 | | | | | | | |
| | Q232040000 | ARANDELA A-6 | | 1 | | | | | | | |
| | Q162040000 | TUERCA EXAGONAL M-6 | | 1 | | | | | | | |
| 5 | Z203009000 | INTERRUPTOR MAGNETICO | | 1 | | | | | | | |
| 6 | Z683085000 | CONMUTADOR FUNCIONES | | 1 | | | | | | | |
| | Q152024000 | TORN. AVELLANADO M4x8 A.304 | | 2 | | | | | | | |
| 7 | Z712932000 | SOPOR. CONMUTADOR CAPOTA | | 1 | | | | | | | |
| | Q419005000 | REMACHE 4x8 ALMG3 / ALUMINIO | | 2 | | | | | | | |
| 8 | Z728441000 | EMBELLECED. ADHESIVO FI-120W | | 1 | | | | | | | |
| | Q152004000 | TORNILLO APLAST. M5x13 A 304 | | 1 | | | | | | | |
| 9 | Z713091000 | BOTON DE MANDO 100/120 | | 1 | | | | | | | |
| 10 | Z203079000 | PILOTO AMBAR Ø10 | | 2 | | | | | | | |
| 11 | Z728442000 | EMBELLECEDOR FI W | | 1 | | | | | | | |
| | Q152004000 | TORNILLO APLAST. M5x13 A 304 | | 1 | | | | | | | |
| 12 | Z273060000 | TERMOMETRO W | | 2 | | | | | | | |
| 13 | Z712926000 | PANEL FRONTAL W | | 1 | | | | | | | |
| 13 | 12048218 | PANEL FRONTAL FI FAGOR COMP. | | 1 | | | | | | | INTRODUCIDO 29.01.2013 |
| 14 | Z651731000 | CAPERUZA RESISTEN. CALDERIN | | 1 | | | | | | | |
| | Q163140000 | TUERCA EXAGONAL M6 LATON | | 2 | | | | | | | |
| | Q012031000 | TORNIL. EXAGONAL M5x10 A.304 | | 2 | | | | | | | |
| | Q232030000 | ARANDELA A-5 | | 2 | | | | | | | |
| 15 | Z721703000 | RESISTENCIA CALDERIN W | | 1 | | | | | | | |
| | Q221305000 | TUERCA EX, AUTO. M4 ZINCADA | | 6 | | | | | | | |
| | Q163140000 | TUERCA EXAGONAL M6 LATON | | 6 | | | | | | | |
| | Q262040000 | ARANDELA GROW. A6 A,304 | | 6 | | | | | | | |
| 16 | Q307035000 | JUNTA TORICA AN-36 282333 | | 1 | | | | | | | |
| 17 | Z743601000 | RESISTENCIA TANQUE | | 1 | | | | | | | |

| MOD. | LAVAVAJILLAS DE CAPOTA | ZONA | PARTE FUNCIONAL ELECTRICA | PLANO | C-1899 |
|---|---|---|---|---|---|

| ITEM | CODIGO | DENOMINACION | TEXTO | FI-120 W | | | | | | | NOTAS |
|---|---|---|---|---|---|---|---|---|---|---|---|
| 18 | Z743602000 | SOPORTE RESISTENCIA TANQUE | | 1 | | | | | | | |
| | Q232040000 | ARANDELA A,6 | | 1 | | | | | | | |
| | Q162040000 | TUERCA EXAGONAL M6 | | 1 | | | | | | | |
| 19 | Z203013000 | TORNILLO PRESOSTATO | | 1 | | | | | | | |
| 20 | Z203012000 | EMPALME PRESOSTATO | | 1 | | | | | | | |
| | Q307003000 | JUNTA TOR.16,01x10,77x2,62 | | 3 | | | | | | | |
| 21 | Z203011000 | CAMARA PRESOSTATO | | 1 | | | | | | | |
| 22 | 3702400000 | TUBO DE GOMA 8x4 D8*4 | | 1 | | | | | | | |
| | P102154000 | BRIDA ELASTICA TUBO | | 2 | | | | | | | |
| 23 | Z602923000 | SOPORTE PRESOSTATO | | 1 | | | | | | | |
| | Q082032000 | TORNILLO ALOMADO BZ-3,5x9,5 | | 1 | | | | | | | |
| | Q162040000 | TUERCA EXAGONAL M6 | | 1 | | | | | | | |
| | Q232040000 | ARANDELA A6 | | 1 | | | | | | | |
| 24 | Z713002000 | PRESOSTATO SIMPLE | | 1 | | | | | | | |
| 25 | N503017000 | SOPORTE TERMOSTATO 1001713 | | 2 | | | | | | | |
| 26 | R213004000 | TERMOSTATO REARME MANUAL | | 1 | | | | | | | |
| 27 | Z103066000 | VENTILADOR 230V,50/60 HZ | | 1 | | | | | | | |
| 28 | Z713015000 | PROTECCION VENTILADOR ABS | | 1 | | | | | | | |
| | Q042022000 | TORNILLO AVELLANADO M4x15 | | 8 | | | | | | | |
| | Q162020000 | TUERCA EXAGONAL M4 | | 12 | | | | | | | |
| 29 | Z208438000 | CHAPA W TC 90ºC | | 1 | | | | | | | |
| 30 | Z203014000 | TERMOSTATO CALDERIN | | 1 | | | | | | | ELIMINADO 01.11.2012 |
| 30 | 12040858 | TERMOSTATO CALDERIN | | 1 | | | | | | | INTRODUCIDO 01.11.2012 |
| | Q152024000 | TORNILLO AVELLANADO M4x8 | | 2 | | | | | | | |
| 31 | 3715520000 | CANALETA UNEX 60,30,77 | | 3 | | | | | | | |
| | Q419005000 | REMACHE 4x8 ALMG3 / ALUMINIO | | 4 | | | | | | | |
| | Q221342000 | REMACHE EXAGONAL M5 | | 1 | | | | | | | |
| | Q232040000 | ARANDELA A6 | | 2 | | | | | | | |
| | Q162040000 | TUERCA EXAGONAL M6 | | 2 | | | | | | | |
| | Q152004000 | TORNILL, APLASTADO M5x13 A304 | | 1 | | | | | | | |
| | Z103064000 | BASE UNEX 1252 | | 2 | | | | | | | |

| MOD. | LAVAVAJILLAS DE CAPOTA | ZONA | PARTE FUNCIONAL ELECTRICA | PLANO | C-1899 |
|---|---|---|---|---|---|

| ITEM | CODIGO | DENOMINACION | TEXTO | FI-120 W | | | | | | | NOTAS |
|---|---|---|---|---|---|---|---|---|---|---|---|
| 32 | Z213014000 | LIMITADOR TECASA P. | | 1 | | | | | | | |
| 33 | Z203060000 | AMARRE LIMITADOR TECASA | | 1 | | | | | | | |
| | Q221341000 | REMACHE EXAGONAL M4 | | 2 | | | | | | | |
| | Q152024000 | TORNILLO AVELLANADO M4x8 | | 2 | | | | | | | |
| 34 | Z728412000 | PROGRAMADOR 60Hz.T.stop | | 1 | | | | | | | |
| | Q042022000 | TORNILLO AVELLANADO M4x15 | | 2 | | | | | | | |
| | Q221341000 | REMACHE EXAGONAL M4 | | 2 | | | | | | | |
| 35 | Z713037000 | CAJA CUADRO ELECTRICO | | 1 | | | | | | | |
| 36 | Z203050000 | CONTAC. SIRIUS 3R 230V.50-60 | | 1 | | | | | | | |
| 37 | Z743009000 | CONT.SIRIUS 3RT10 16-2AP02 | | 2 | | | | | | | |
| | Z403016000 | GUIA CONTACTOR L-100 | | 1 | | | | | | | |
| | R663055000 | GUIA CONTACTOR L-120 | | 1 | | | | | | | |
| 38 | R263003000 | BORNA PASO 35MM | | 3 | | | | | | | |
| | Z683070000 | BORNA A TIERRA WEIDMULLER | | 1 | | | | | | | |
| | 12040923 | BORNAS PORTA FUSIBLES 13A 4 | | 2 | | | | | | | INTRODUCIDO 09.07.2012 |
| | 12040926 | FUSIBLE 0,50A Ø5MM 20X5 UL | | 4 | | | | | | | INTRODUCIDO 09.07.2012 |
| | Z683068000 | SEÑALIZ.DEK-6WEIDMULLER | | 1 | | | | | | | |
| | Z683096000 | TOPE FINAL WEW35 10590.0 | | 1 | | | | | | | |
| | Z103083000 | GUIA CONTACTOR L-73 | | 1 | | | | | | | |
| 39 | R023013000 | PRENSA ESTOPAS | | 1 | | | | | | | |
| 40 | Z683087000 | CONTACTOR 3TF20 01-3AL2 230 | | 1 | | | | | | | |
| 41 | Z213007000 | CONTACTOR 230 V. 50-60 HZ | | 1 | | | | | | | |
| | Z103083000 | GUIA CONTACTOR L-73 | | 1 | | | | | | | |
| 42 | R343100000 | TERMOSTATO CONDUC. VAPOR | | 2 | | | | | | | |
| | R343039000 | SOPORTE TERMOSTATO VAPOR | | 1 | | | | | | | |
| | Q419005000 | REMACHE 4x8 ALMG3 / ALUMINIO | | 2 | | | | | | | |
| | | | | | | | | | | | |
| | | | | | | | | | | | |
| | | | | | | | | | | | |
| | | | | | | | | | | | |
| | | | | | | | | | | | |

| MOD. | LAVAVAJILLAS DE CAPOTA | ZONA | VARIOS | PLANO | |
|---|---|---|---|---|---|

| ITEM | CODIGO | DENOMINACION | TEXTO | FI-120 | FI-120 C | FI-120 B | FI-120 HYCLINIC | FI-120 W | | | |
|---|---|---|---|---|---|---|---|---|---|---|---|
| | Z716132000 | FOLLETO DE INSTRUCCIONES | | 1 | 1 | 1 | _ | _ | | | |
| | Z718936000 | FOLLETO DE INSTRUCCIONES | | _ | _ | _ | 1 | _ | | | |
| | Z718435000 | FOLLETO DE INSTRUCCIONES | | _ | _ | _ | _ | 1 | | | |
| | Z713032000 | ESQUEMA TEORICO | | 1 | _ | _ | _ | _ | | | PLANO HC-17386 |
| | Z713096000 | ESQUEMA TEORICO FI-120 B | | _ | 1 | 1 | _ | _ | | | PLANO HC-17463 |
| | Z718939000 | ESQUEMA TEORICO 120 CLINIC | | _ | _ | _ | 1 | _ | | | PLANO HC-17804 |
| | Z718403000 | ESQUEMA TEORICO W | | _ | _ | _ | _ | 1 | | | PLANO HC-17387 |
| | Z723006000 | PLANO DE MONTAJE FI-120 | | 1 | _ | _ | _ | _ | | | PLANO HC-18054 |
| | Z723007000 | PLANO DE MONTAJE FI-120 C | | _ | 1 | _ | _ | _ | | | PLANO HC-18055 |
| | Z718940000 | PLANO DE MONTAJE 120 CLINIC | | _ | _ | _ | 1 | _ | | | PLANO HC-17805 |
| | Z713095000 | PLANO DE MONTAJE FI-120 B | | _ | _ | 1 | _ | _ | | | PLANO HC-17465 |
| | Z718451000 | PLANO DE MONTAJE FI-120 W | | _ | _ | _ | _ | 1 | | | PLANO HC-18053 |
| | | | | | | | | | | | |
| | Z723004000 | CABLEADO CALDERIN FI-120 | | 1 | 1 | 1 | 1 | 1 | | | |
| | Z723005000 | CABLEADO BOMBA DESAGUE | | _ | 1 | 1 | _ | _ | | | |
| | Z718946000 | CABLE TRIFASICO 10 MM ALIMENT | | _ | 1 | _ | _ | _ | | | |
| | Z718938000 | CABLEADO CLINIC LINE | | _ | _ | _ | 1 | _ | | | |
| | Z718950000 | CABLEADO CLINIC LINE AUXILIAR | | _ | _ | _ | 1 | _ | | | INTRODUCIDO 23.05.08 |
| | Z728444000 | CABLEADO TERMOSTOP Y DOSIF. | | _ | _ | _ | _ | 1 | | | |
| | Z208436000 | CABLEADO PROLONG. TSTOP | | _ | _ | _ | _ | 1 | | | |
| | Z208917000 | CABLEADO DD-DA G650 | | _ | _ | _ | _ | 1 | | | INTRODUCIDO 01.02.08 |
| | Z723003000 | INSTALACC. ELECTRICA BASE 120 | | 1 | 1 | 1 | 1 | 1 | | | |
| | Z283022000 | CABLEADO TIERRA M.BOMBA | | _ | _ | _ | 1 | _ | | | INTRODUCIDO 14.01.08 |
| | 12009946 | CABLE TENSOR | | 1 | 1 | 1 | | | | | INTRODUCIDO 28.01.2013 |
| | | | | | | | | | | | |
| | | | | | | | | | | | |
| | | | | | | | | | | | |
| | | | | | | | | | | | |
| | | | | | | | | | | | |
| | | | | | | | | | | | |
| | | | | | | | | | | | |

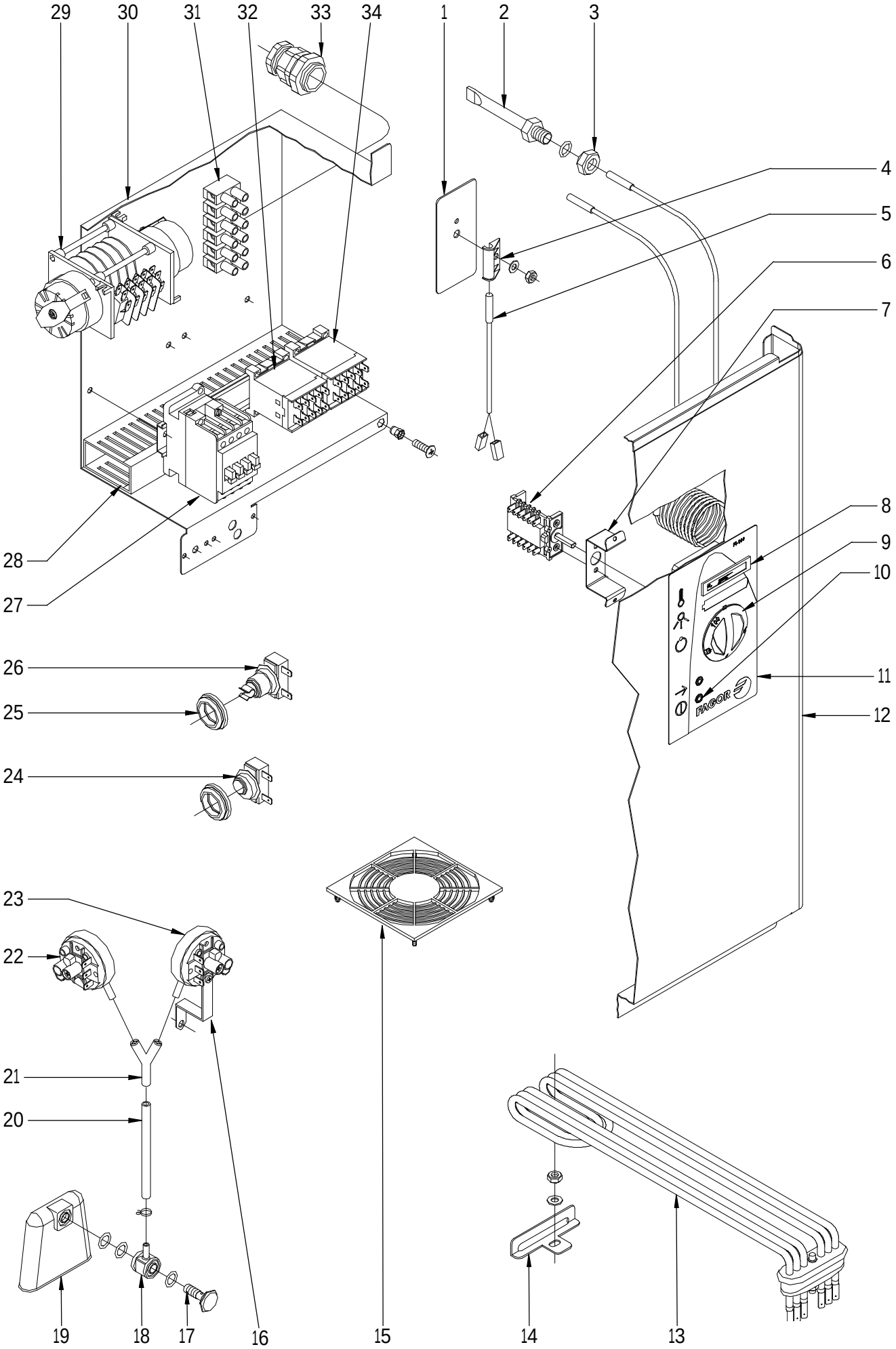


| N plano | Firma | Fecha | Aparato | | Lamina | |
|---|---|---|---|---|---|---|
| C-1900 | | 2007-09 | PARTE FUNCIONAL ELECTRICA<br>LAVAVAJILLAS ECO-120 | | 12 | Fagor Industrial S.Coop. FAGOR<br>Oñate |

| MOD. | LAVAVAJILLAS DE CAPOTA | ZONA | PARTE FUNCIONAL ELECTRICA | PLANO | C-1900 |
|---|---|---|---|---|---|

| ITEM | CODIGO | DENOMINACION | TEXTO | ECO-120 | ECO-120 B | | | | | | NOTAS |
|---|---|---|---|---|---|---|---|---|---|---|---|
| 1 | Z101211000 | APOYO INTERRUPTOR | | 1 | 1 | | | | | | |
| 2 | Z263002000 | VAINA INDICADOR COMPLETA | | 1 | 1 | | | | | | |
| | Q307048000 | JUNTA TORICA Ø16,18xØ9,12xØ3,53 | | 1 | 1 | | | | | | |
| 3 | Q162070000 | TUERCA EXAGONAL M-12 | | 1 | 1 | | | | | | |
| 4 | Z203010000 | AMARRE INTERRUPTOR MAGNET. | | 1 | 1 | | | | | | |
| | Q232040000 | ARANDELA A-6 | | 1 | 1 | | | | | | |
| | Q162040000 | TUERCA EXAGONAL M-6 | | 1 | 1 | | | | | | |
| 5 | Z203009000 | INTERRUPTOR MAGNETICO | | 1 | 1 | | | | | | |
| 6 | Z683085000 | CONMUTADOR FUNCIONES | | 1 | _ | | | | | | |
| 6 | Z713097000 | CONMUTADOR | | _ | 1 | | | | | | |
| | Q152024000 | TORN. AVELLANADO M4x8 A.304 | | 2 | 2 | | | | | | |
| 7 | Z712932000 | SOPOR. CONMUTADOR CAPOTA | | 1 | 1 | | | | | | |
| | Q419005000 | REMACHE 4x8 ALMG3 / ALUMINIO | | 2 | 2 | | | | | | |
| 8 | Z203072000 | INDICADOR ANALOGICO | | 2 | 2 | | | | | | |
| 9 | Z713091000 | BOTON DE MANDO 100/120 | | 1 | _ | | | | | | |
| 9 | Z713099000 | BOTON DE MANDO B | | _ | 1 | | | | | | |
| 10 | Z203079000 | PILOTO AMBAR Ø10 | | 2 | 2 | | | | | | |
| 11 | Z732903000 | EMBELLECE. ADHESIVO ECO-120 | | 1 | _ | | | | | | |
| 11 | Z732904000 | EMBELLEC. ADHESIVO ECO-120B | | _ | 1 | | | | | | |
| 12 | Z712927000 | PANEL FRONTAL FI-120 | | 1 | 1 | | | | | | ELIMINADO 29.01.2013 |
| 12 | 12048218 | PANEL FRONTAL FI FAGOR COMP. | | 1 | 1 | | | | | | INTRODUCIDO 29.01.2013 |
| 13 | Z203601000 | RESISTENCIA TANQUE | | 1 | 1 | | | | | | |
| | Q221305000 | TUERCA EXAG. AUTO M4 ZINCADA | | 2 | 2 | | | | | | |
| 14 | Z603602000 | SOPORTE RESISTENCIA TANQUE | | 1 | 1 | | | | | | |
| | Q232040000 | ARANDELA A,6 | | 1 | 1 | | | | | | |
| | Q162040000 | TUERCA EXAGONAL M6 | | 1 | 1 | | | | | | |
| 15 | Z713015000 | PROTECCION VENTILADOR ABS | | 1 | 1 | | | | | | |
| 16 | Z602923000 | SOPORTE PRESOSTATO | | 1 | 1 | | | | | | |
| | Q082032000 | TORNILLO ALOMADO BZ-3,5x9,5 | | 1 | 1 | | | | | | |
| | Q162040000 | TUERCA EXAGONAL M6 | | 1 | 1 | | | | | | |
| | Q232040000 | ARANDELA A6 | | 1 | 1 | | | | | | |

| MOD. | LAVAVAJILLAS DE CAPOTA | ZONA | PARTE FUNCIONAL ELECTRICA | PLANO | C-1900 |
|---|---|---|---|---|---|

| ITEM | CODIGO | DENOMINACION | TEXTO | ECO-120 | ECO-120 B | | | | | | NOTAS |
|---|---|---|---|---|---|---|---|---|---|---|---|
| 17 | Z203013000 | TORNILLO PRESOSTATO | | 1 | 1 | | | | | | |
| 18 | Z203012000 | EMPALME PRESOSTATO | | 1 | 1 | | | | | | |
| | Q307003000 | JUNTA TOR.16,01x10,77x2,62 | | 3 | 3 | | | | | | |
| 19 | Z203011000 | CAMARA PRESOSTATO | | 1 | 1 | | | | | | |
| 20 | 3702400000 | TUBO DE GOMA 8x4 D8*4 | | 1 | 1 | | | | | | |
| | P102154000 | BRIDA ELASTICA TUBO | | 2 | 2 | | | | | | |
| 21 | Z103077000 | RACORD EN Y | | _ | 1 | | | | | | |
| 22 | Z713098000 | PRESOSTATO SEGURIDAD | | _ | 1 | | | | | | |
| 23 | Z713002000 | PRESOSTATO SIMPLE | | 1 | 1 | | | | | | |
| 24 | Z718405000 | TERMOSTATO DOBLE | | 1 | 1 | | | | | | |
| 25 | N503017000 | SOPORTE TERMOSTATO 1001713 | | 2 | 2 | | | | | | |
| 26 | R213004000 | TERMOSTATO REARME MANUAL | | 1 | 1 | | | | | | ELIMINADO 11.02.2013 |
| 26 | 12046165 | TERMOSTATO SEGURIDAD 115ºC | | 1 | 1 | | | | | | INTRODUCIDO 11.02.2013 |
| 27 | Z203050000 | CONTAC. SIRIUS 3R 230V.50-60 | | 1 | 1 | | | | | | |
| | Z403016000 | GUIA CONTACTOR L-100 | | 1 | 1 | | | | | | |
| | R663055000 | GUIA CONTACTOR L-120 | | 1 | 1 | | | | | | |
| 28 | 3715520000 | CANALETA UNEX 60,30,77 | | 3 | 3 | | | | | | |
| | Q419005000 | REMACHE 4x8 ALMG3 / ALUMINIO | | 2 | 2 | | | | | | |
| | Q232040000 | ARANDELA A6 | | 2 | 2 | | | | | | |
| | Q162040000 | TUERCA EXAGONAL M6 | | 2 | 2 | | | | | | |
| | Q152004000 | TORNILL, APLASTADO M5x13 A304 | | 1 | 1 | | | | | | |
| | Z713035000 | REGLETA 6 mm. | | 1 | 1 | | | | | | |
| | Z103064000 | BASE UNEX 1252 | | 2 | 2 | | | | | | |
| 29 | Z703004000 | PROGRAMADOR CICLO 5 LEVAS | | 1 | 1 | | | | | | |
| | Q042022000 | TORNILLO AVELLANADO M4x15 | | 2 | 2 | | | | | | |
| | Q221341000 | REMACHE EXAGONAL M4 | | 2 | 2 | | | | | | |
| 30 | Z713037000 | CAJA CUADRO ELECTRICO | | 1 | 1 | | | | | | |
| 31 | Z743006000 | REGLETA DE CONEXIONES | | 1 | 1 | | | | | | |
| | Q152004000 | TORNILLO APLAST. M5x13 A.304 | | 2 | 2 | | | | | | |
| 32 | Z683087000 | CONTACTOR 3TF20 01-3AL2 230 | | 1 | 1 | | | | | | |
| 33 | R023013000 | PRENSA ESTOPAS | | 1 | 1 | | | | | | |

| MOD. | LAVAVAJILLAS DE CAPOTA | ZONA | PARTE FUNCIONAL ELECTRICA | PLANO | C-1900 |
|---|---|---|---|---|---|

| ITEM | CODIGO | DENOMINACION | TEXTO | ECO-120 | ECO-120 B | | | | | | NOTAS |
|---|---|---|---|---|---|---|---|---|---|---|---|
| 34 | Z213007000 | CONTACTOR 230 V. 50-60 HZ | | 1 | 1 | | | | | | |
| | Z103083000 | GUIA CONTACTOR L-73 | | 1 | 1 | | | | | | |

| MOD. | LAVAVAJILLAS DE CAPOTA | ZONA | VARIOS | PLANO | |
|---|---|---|---|---|---|

| ITEM | CODIGO | DENOMINACION | TEXTO | ECO-120 | ECO-120 B | | | | | | |
|---|---|---|---|---|---|---|---|---|---|---|---|
| | Z736105000 | FOLLETO DE INSTRUCCIONES | | 1 | 1 | | | | | | |
| | Z703003000 | INSTALACION AUXILIAR | | 1 | 1 | | | | | | |
| | Z723003000 | INSTALACION ELECTRICA BASE | | 1 | 1 | | | | | | |
| | 3712300000 | TUBO PG21 0233.204.023 | | 1 | 1 | | | | | | |
| | Z703006000 | RACORD A 90 SFWO-P213T | | 2 | 2 | | | | | | |
| | Z733003000 | ESQUEMA TEORICO ECO-120 | | 1 | _ | | | | | | PLANO HC-17388 |
| | Z733004000 | ESQUEMA TEORICO ECO-120 B | | _ | 1 | | | | | | PLANO HC-17464 |
| | Z733006000 | PLANO DE MONTAJE ECO-120 | | 1 | 1 | | | | | | PLANO HC-18057 |
| | Z723005000 | CABLEADO BOMBA DESAGUE | | _ | 1 | | | | | | |

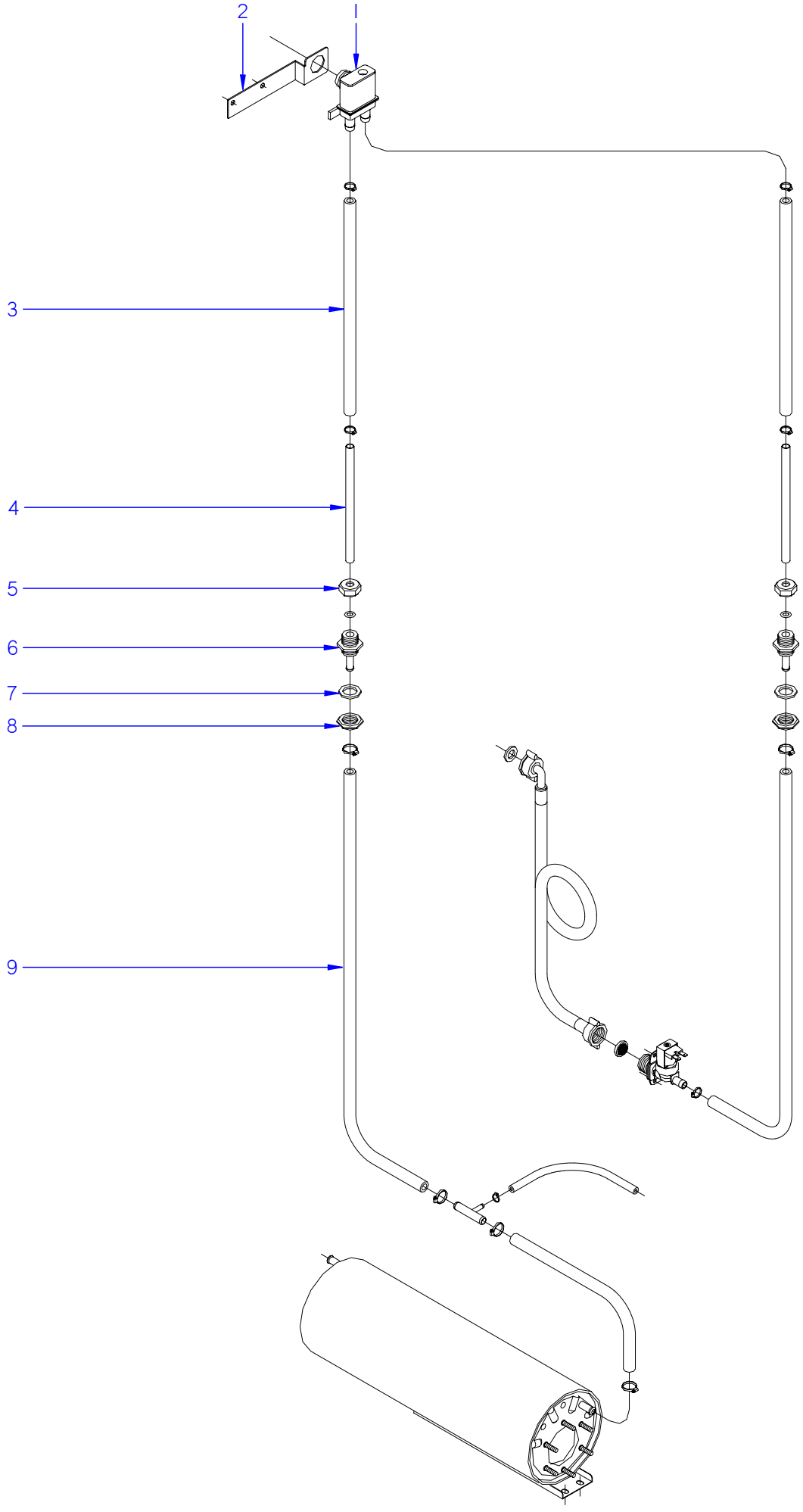


| N plano | Firma | Fecha | Aparato | | Lamina | |
|---|---|---|---|---|---|---|
| C-1901 | | 2007-09 | VALVULA ANTIRRETORNO<br>LAVAVAJILLAS FI-120 A.R. ; FI-120 C | | 13 | Fagor Industrial S.Coop.<br>Onate |

| MOD. | LAVAVAJILLAS DE CAPOTA | ZONA | VALVULA ANTIRRETORNO | C-1901 |
|---|---|---|---|---|

| ITEM | CODIGO | DENOMINACION | TEXTO | FI-120 C | FI-120 A.R+DD | | | | | | |
|---|---|---|---|---|---|---|---|---|---|---|---|
| 1 | Z231106000 | VALVULA ANTIRRETORNO | | 1 | 1 | | | | | | |
| 2 | Z711113000 | SOPORTE VALVULA A.R. | | 1 | 1 | | | | | | |
| 3 | 3676900000 | TUBO GOMA NEGRA D 17*10 | | 2 | 2 | | | | | | |
| | Q881302000 | ABRAZADERA 12-20 | | 4 | 4 | | | | | | |
| 4 | Z711114000 | TUBO EMPALME | | 2 | 2 | | | | | | |
| 5 | Q223107000 | TUERCA M.20x2.5 | | 2 | 2 | | | | | | |
| | Q307048000 | JUNTA TORICA 9.12X16.18X3.53 | | 2 | 2 | | | | | | |
| 6 | Z711904000 | PASAMUROS ACLARADO | | 2 | 2 | | | | | | |
| 7 | Q307032000 | JUNTA 32X21X3 | | 2 | 2 | | | | | | |
| 8 | Q223023000 | TUERCA EXAGONAL 5-8 LATON | | 2 | 2 | | | | | | |
| 9 | 3676900000 | TUBO GOMA NEGRA D 17*10 | | 2 | 2 | | | | | | |
| | Q881302000 | ABRAZADERA 12-20 | | 2 | 2 | | | | | | |

| MOD. | LAVAVAJILLAS DE CAPOTA | ZONA | PIEZAS ESPECIFICAS PARA SAN-SON | PLANO | |
|---|---|---|---|---|---|

| ITEM | CODIGO | DENOMINACION | TEXTO | SS-120 | | | | | | | NOTAS |
|---|---|---|---|---|---|---|---|---|---|---|---|
| | Z200512000 | ASA PUERTA | | 1 | | | | | | | |
| | Z747002000 | ADHESIVO CAPO | | 1 | | | | | | | |
| | Z203511000 | BOMBA DE LAVADO 60 HZ. | | 2 | | | | | | | |
| | Z742904000 | PANEL FRONTAL FI-80 | | 1 | | | | | | | |
| | Z727001000 | EMBELLEC. ADHESIVO SAN-SON | | 1 | | | | | | | |
| | R693056000 | PILOTO AMBAR 41227000A4 | | 2 | | | | | | | |
| | Z663062000 | BOTON DE MANDO | | 1 | | | | | | | |
| | Z602906000 | CASQUILLO | | 2 | | | | | | | |
| | Q041324000 | T.AVELLANADO M4X25 H.ZINCADO | | 2 | | | | | | | |

| MOD. | LAVAVAJILLAS DE CAPOTA | ZONA | PIEZAS ESPECIFICAS PARA MOVILFRIT | PLANO | |
|---|---|---|---|---|---|

| ITEM | CODIGO | DENOMINACION | TEXTO | MLC-120 | | | | | | | NOTAS |
|---|---|---|---|---|---|---|---|---|---|---|---|
| | Z200512000 | ASA PUERTA | | 1 | | | | | | | |
| | Z744402000 | ADHESIVO CAPO MOVILFRIT | | 1 | | | | | | | |
| | Z742904000 | PANEL FRONTAL FI-80 | | 1 | | | | | | | |
| | Z724401000 | EMBELLECE. ADHESIVO MLC-120 | | 1 | | | | | | | |
| | R693056000 | PILOTO AMBAR 41227000A4 | | 2 | | | | | | | |
| | Z663062000 | BOTON DE MANDO | | 1 | | | | | | | |
| | Z602906000 | CASQUILLO | | 2 | | | | | | | |
| | Q041324000 | T.AVELLANADO M4X25 H.ZINCADO | | 2 | | | | | | | |

# FI - 100 , FI - 120 , FI - 120 T , KM - 120 , MLC - 120

4

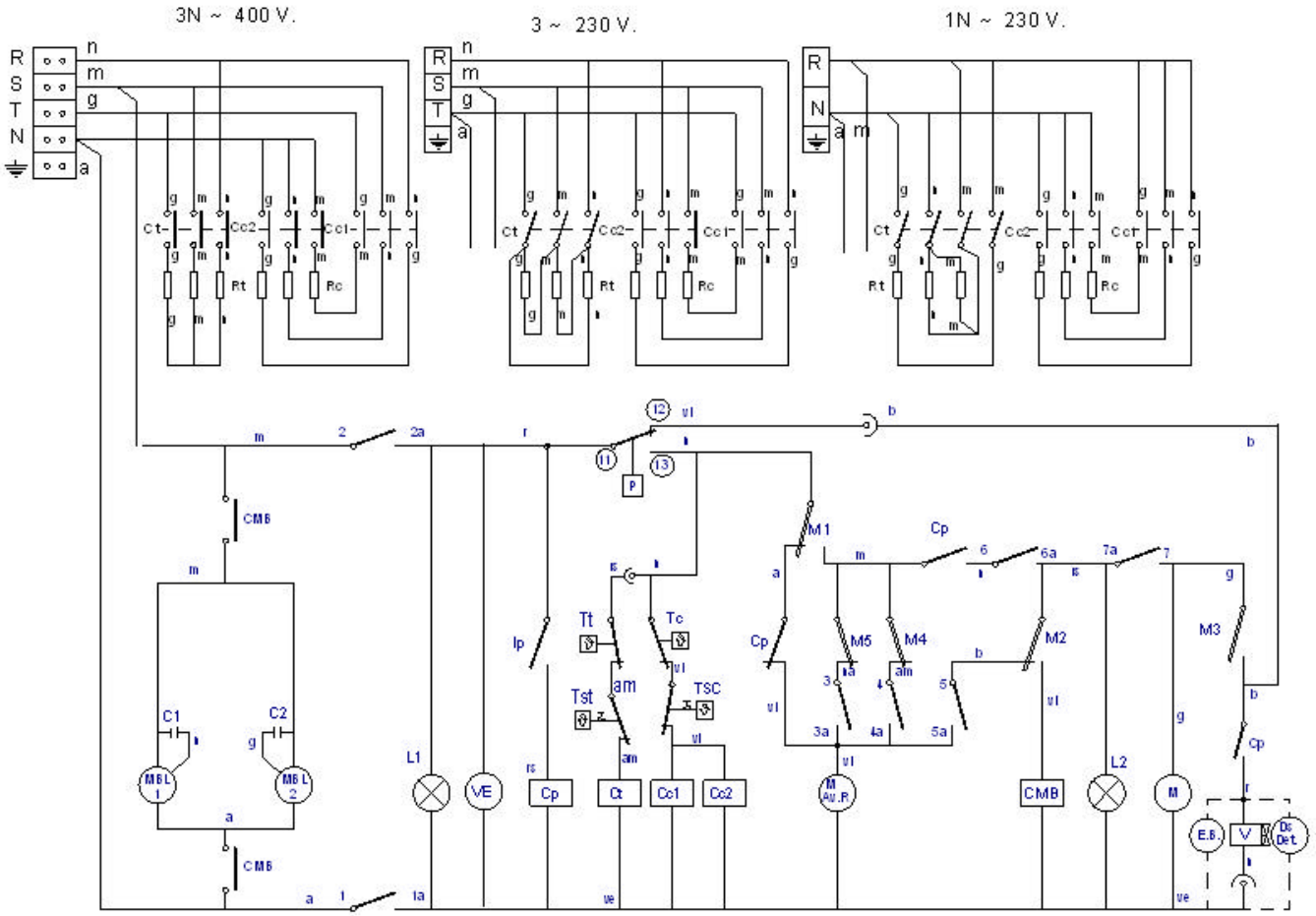


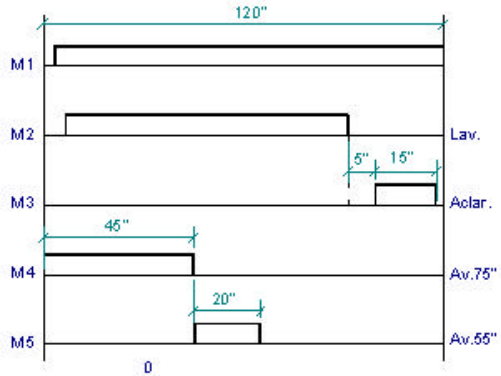


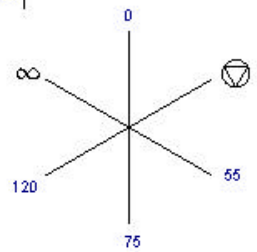


| IG | 1 1a | 2 2a | 3 3a | 4 4a | 5 5a | 6 6a | 7 7a |
|---|---|---|---|---|---|---|---|
| 0 | | | | | | | |
| ▽ | X | X | | | | | |
| 55 | X | X | X | X | | X | X |
| 75 | X | X | | X | | X | X |
| 120 | X | X | | | | X | X |
| ∞ | X | X | | | X | X | |

Z713032000

| | | | | | |
|---|---|---|---|---|---|
| | Esquema teorico adhesivo | | | Z-713032 | |
| Zk./Nº | Pieza | Cant. | Materiala/Material | Klas. zk/Nº Clas. | Gainazal akabera/Tratamiento |
| Zk./Nº | Aldaketa/Modificaciones | | Nork proposatua/Propuesta de | Data/Fecha | Perdoi orokorrak Tolerancias generales |
| 1 | Introducir cable negro | | M. Mallo | 14-5-2002 | |
| 2 | Cambiar de negro a rosa en Tt | | M.Mallo | 03-01-2003 | < 5 ± / 50 ÷ 100 ± |
| 3 | Cambiar de posicion Cp | | M.Mallo | 26-02-2007 | 5 ÷ 25 ± / > 100± |
| 4 | MOVIL FRIT modelo a sartzea | | m gangoiti | 2007-04-18 | 25 ÷ 50 ± / α ± |
| - | - | | - | - | |

| | Sinadura/Firma | Data/Fecha |
|---|---|---|
| Marraztua/Dibujado | S. N.- | 12-11-2001 |
| Proiektatua/Proyectado | - | - |
| Egiaztatua/Comprobado | ENERTIZ | - |

FAGOR

Fagor Industrial, Koop.Elk., Mugatua

Gainazal perdola
Mecanizado superficial

—

Eskala/Escala

**LAVAVAJILLAS**

Plano Zk./Plano Nº
**HC-17386** - 04

- Zk. ord. du
- Zk. gaitik ord.

Plano hau ezin daiteke erabili, ez berriztatu, gure baimenik gabe.

# FI - 120 B, FI - 100 B

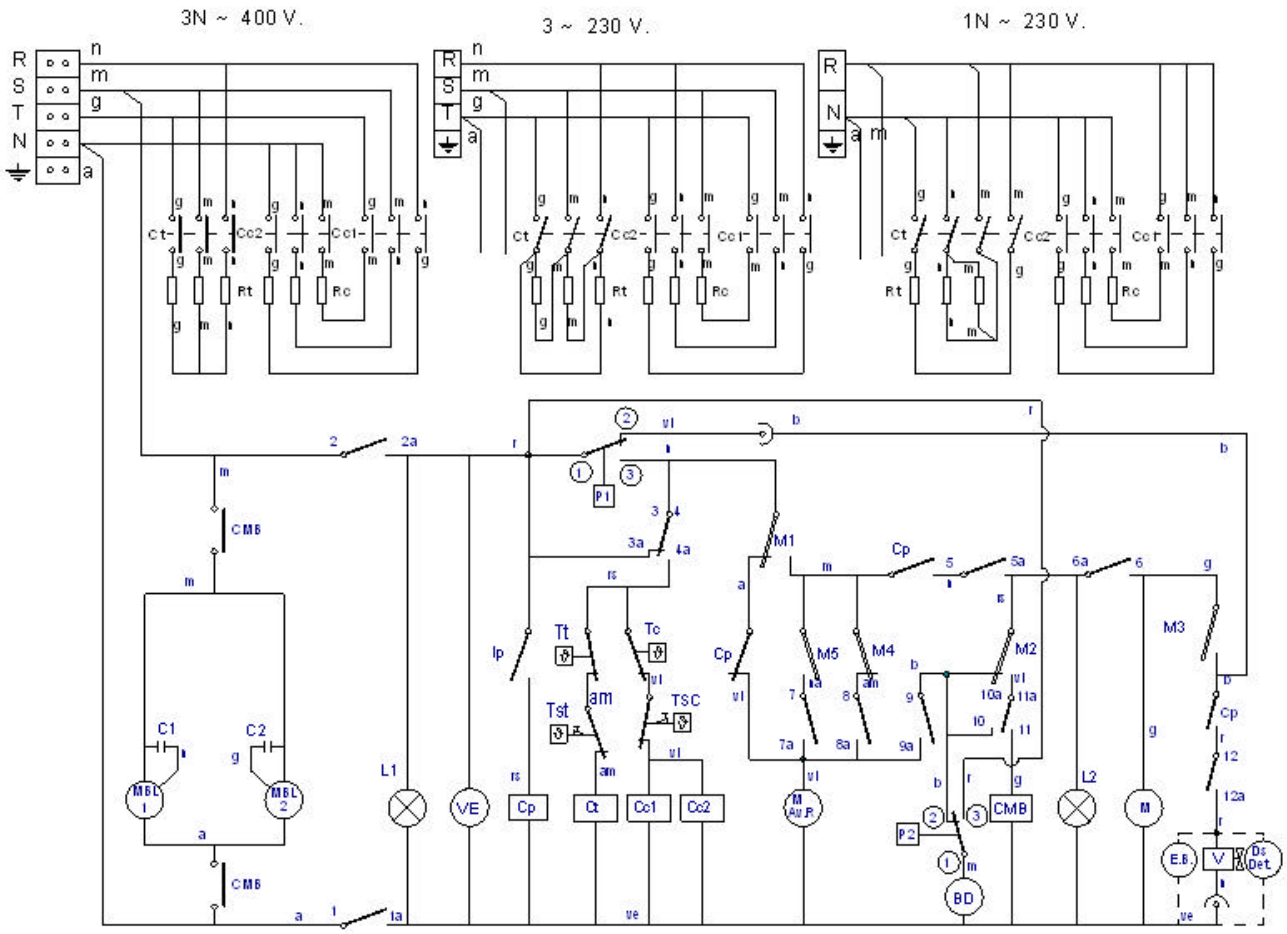


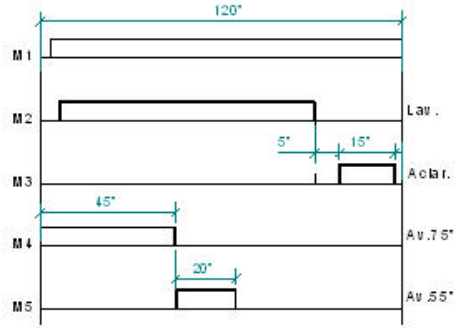


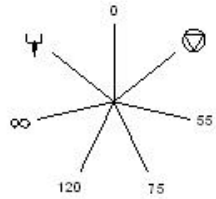


| I | 1 1a | 2 2a | 3 3a | 4 4a | 5 5a | 6 6a | 7 7a | 8 8a | 9 9a | 10 10a | 11 11a | 12 12a |
|---|---|---|---|---|---|---|---|---|---|---|---|---|
| 0 | | | | | | | | | | | | |
| ⊘ | X | X | | X | | | | | | | X | X |
| 55 | X | X | | X | X | X | X | X | | | X | X |
| 75 | X | X | | X | X | X | | X | | | X | X |
| 120 | X | X | | X | X | X | | | | | X | X |
| ∞ | X | X | | X | X | | | | X | | X | X |
| ⌊⌋ | X | X | X | | X | X | | | | X | | |

Z713096000

| | ESQUEMA TEORICO ADHESIVO | | | Z713096000 | |
|---|---|---|---|---|---|
| Zk./Nº | Pieza | Cant. | Materiala/Material | Klas. zk/Nº Clas. | Gainazal akabera/Tratamiento |
| Zk./Nº | Aldaketa/Modificaciones | | Nork proposatua/Propuesta de | Data/Fecha | Perdol orokorrak Tolerancias generales |
| 01 | Cambiar de negro a rosa en Tt | | M.Mallo | 03-01-2003 | |
| 2 | Cambiar de posicion Cp | | M.Mallo | 26-02-2007 | < 5 ± / 50 ÷ 100 ± |
| - | - | | - | - | 5 ÷ 25 ± / > 100± |
| - | - | | - | - | 25 ÷ 50 ± / α ± |
| - | - | | - | - | |

| | Sinadura/Firma | Data/Fecha |
|---|---|---|
| Marraztua/Dibujado | unarbaiza | 28-05-2002 |
| Proiektatua/Proyectado | unarbaiza | 28-05-2002 |
| Egiaztatua/Comprobado | [signature] | 12-06-2002 |

FAGOR

Fagor Industrial, Koop.Elk., Mugatua

Gainazal perdola
Mecanizado superficial

—

Eskala/Escala

**LAVAVAJILLAS**

Plano Zk./Plano Nº
**HC-17463**-02

- Zk. ord. du
- Zk. gaitik ord.

Plano hau ezin daiteke erabili, ez berriztatu, gure baimenik gabe.

# FI 120 CLINIC LINE, FI 100B BT

3N ~ 380/415V. 3 ~ 230V. 1N ~ 240V.

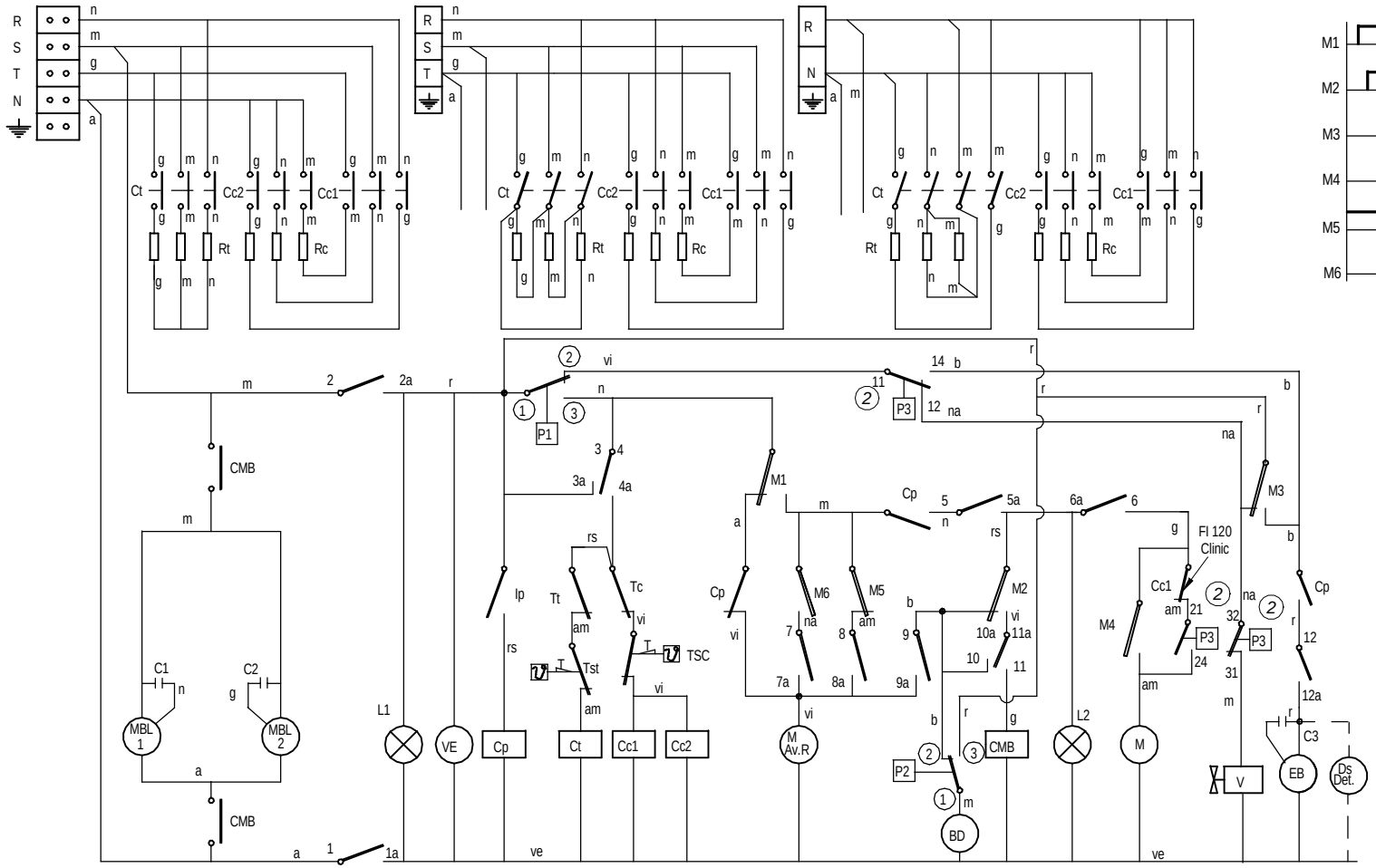


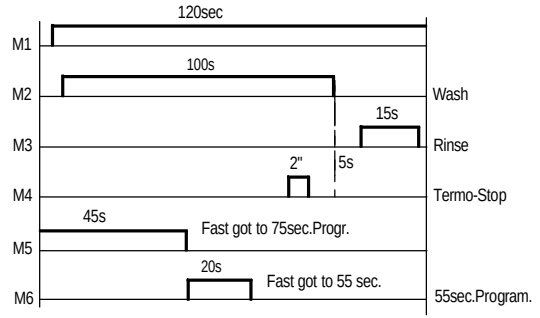


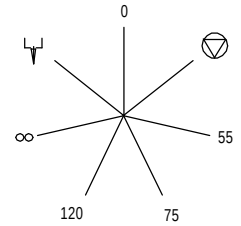


| IG | 1 1a | 2 2a | 3 3a | 4 4a | 5 5a | 6 6a | 7 7a | 8 8a | 9 9a | 10 10a | 11 11a | 12 12a |
|---|---|---|---|---|---|---|---|---|---|---|---|---|
| 0 | | | | | | | | | | | | |
| ▽ | X | X | | X | | | | | | | X | X |
| 55 | X | X | | X | X | X | X | X | | | X | X |
| 75 | X | X | | X | X | X | | X | | | X | X |
| 120 | X | X | | X | X | X | | | | | X | X |
| ∞ | X | X | | X | X | | | | X | | X | X |
| ⏎ | X | X | X | | X | X | | | | X | | |

Z718939000

| | ESQUEMA TEORICO 120 Clinic Line, 100B BT | | | Z718939000 | |
|---|---|---|---|---|---|
| Zk./Nº | Pieza | Cant. | Materiala/Material | Klas. zk/Nº Clas. | Gainazal akabera/Tratamiento |
| Zk./Nº | Aldaketa/Modificaciones | | Nork proposatua/Propuesta de | Data/Fecha | Perdoi orokorrak Tolerancias generales |
| | | | | | < 5 ± / 50 ÷ 100 ± |
| 1 | Introducir FI 100B BT | | Eneritz | 22-01-2007 | 5 ÷ 25 ± / >100± |
| 2 | Se sustituyen P3, P4 y P5 por el triple presostato P3 | | MALBES | 22-06-2007 | 25 ÷ 50 ± / α ± |
| - | - | | - | - | |
| - | - | | - | - | |

| | Sinadura/Firma | Data/Fecha |
|---|---|---|
| Marraztua/Dibujado | M.Maillo | 22-05-2005 |
| Proiektatua/Proyectado | M.Maillo | 22-05-2005 |
| Egiaztatua/Comprobado | ENERITZ | 22-05-2005 |
| Eskala/Escala | | |

FAGOR

Fagor Industrial,Koop.Elk, Mugatua

Gainazal perdoia Mecanizado superficial

—

**LAVAVAJILLAS**

Plano Zk./Plano Nº

HC-17804 -02

- Zk. ord. du

- Zk.gaitik ord.

Plano hau ezin daiteke erabili, ez berriztatu, gure baimenik gabe.

# FI -120 W

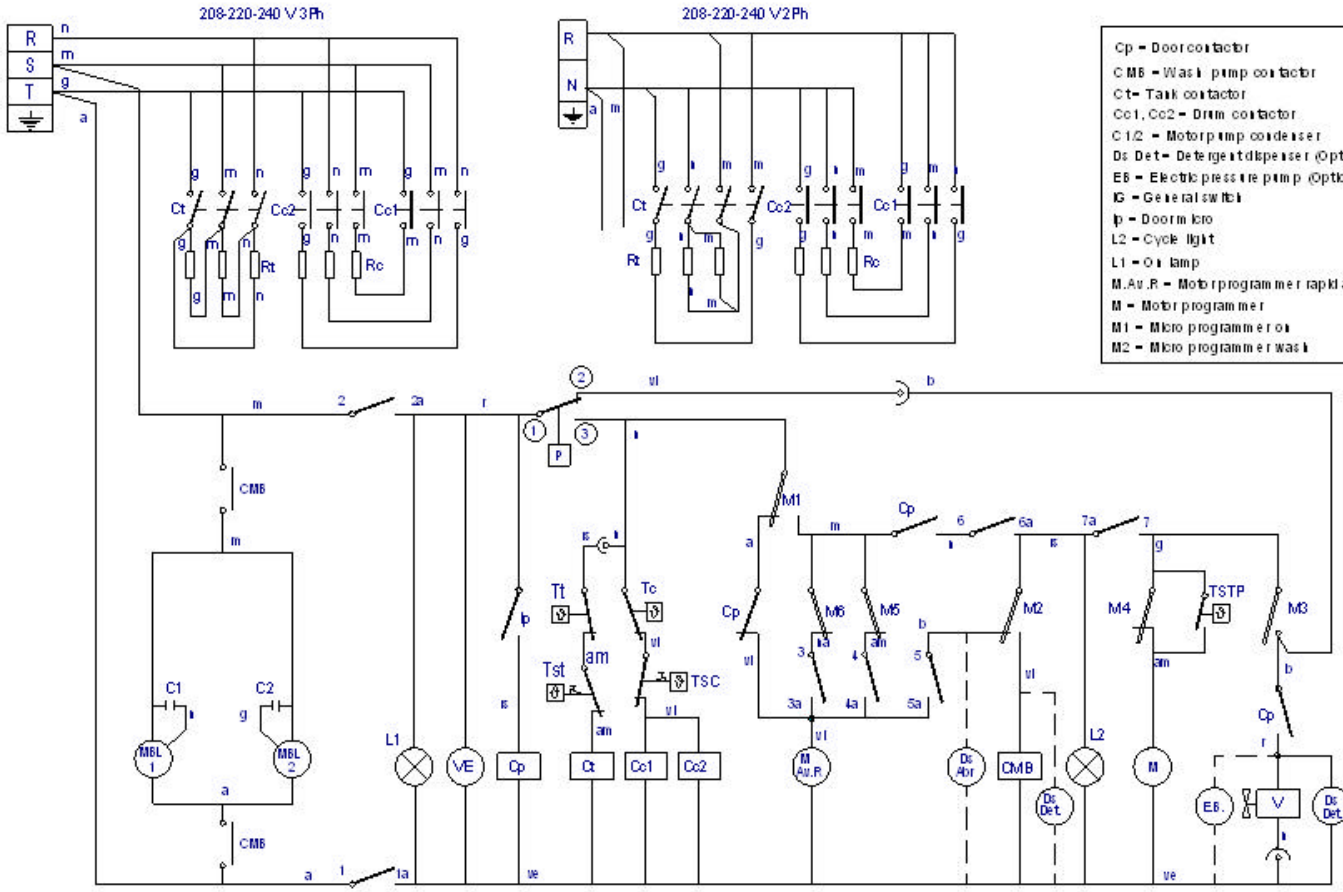


| | | |
|---|---|---|
| Cp = Door contactor | M3 = Micro programmer rinse | COLOR COLOUR |
| CMB = Wash pump contactor | M4 = Micro programmer Termo-Stop | a = Blue |
| Ct = Tank contactor | M5 = Micro programmer 75' advance | am = Yellow |
| Cc1, Cc2 = Drum contactor | M6 = Micro programmer 55' advance | am/ve = Yellow / green |
| C1/2 = Motor pump condenser | MBL1/2 = Motor pump wash | b = White |
| Ds Det = Detergent dispenser (Optional) | P = Pressure switch | g = Grey |
| EB = Electric pressure pump (Optional) | Rc = Drum heating element | m = Brown |
| IG = General switch | Rt = Tank heating element | n = Black |
| Ip = Door micro | TSTP = Termo-Stop Thermostat | na = Orange |
| L2 = Cycle light | Tst = Tank limiter thermostat | r = Red |
| L1 = On lamp | Tc = Drum thermostat | rs = Pink |
| M.Av.R = Motor programmer rapid advance | Tt = Tank thermostat | ve = Green |
| M = Motor programmer | Tsc = Drum limiter thermostat | vi = Purple |
| M1 = Micro programmer on | VE = Switchboard fan | |
| M2 = Micro programmer wash | V = Filling and rising valve | |

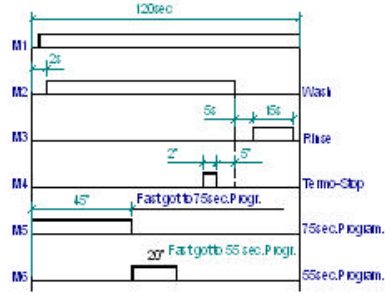


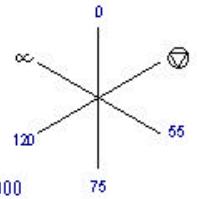


| IG | 1 1a | 2 2a | 3 3a | 4 4a | 5 5a | 6 6a | 7 7a |
|---|---|---|---|---|---|---|---|
| 0 | | | | | | | |
| | X | X | | | | | |
| 55 | X | X | X | X | | X | X |
| 75 | X | X | | X | | X | X |
| 120 | X | X | | | | X | X |
| ∞ | X | X | | | X | X | |

| | | | | |
|---|---|---|---|---|
| - | ESQUEMA TEORICO | - | - | Z718403000 | - |
| Zk./Nº | Pieza | Cant. | Materia/Material | Klas. zk./Nº Clas. | Galvazal alkabera/Tratamiento |
| Zk./Nº | Aldaketa/Modificaciones | | Nork proposatua/Propuesta de | Data/Fecha | Perdoloroko tolerantziak / Tolerancias generales |
| 2 | Introducir version Monofasica | | Santi Caro | 19-07-2005 | |
| 4 | Modificar conexion de dosificadores | | M.Mallo | 18-10-2005 | < 5 ± 0.2 / 5 ÷ 25 ± 0.4 / 25 ÷ 50 ± 0.6 / 50 ÷ 100 ± 0.8 / > 100 ± 1 / ∝ ± 1 |
| 5 | Introducir TSTP | | M.Mallo | 18-09-2006 | |
| 6 | cambiar de posicion Cp | | M.Mallo | 18-03-2007 | |
| - | - | | - | - | |

| | Sinadura/Firma | Data/Fecha |
|---|---|---|
| Marraztua/Dibujado | - | - |
| Proiektatua/Proyectado | - | - |
| Eglaztatua/Comprobado | - | - |

FAGOR

Fagor Industrial,Koop.Elk., Mugatxa

Galvazal perdola
Mecanizado superficial
—

Eskala/Escala
-

# LAVAVAJILLAS

Plano honi ezin dakioke erabilpen, ezberdintzatu, gure baimenik gabe.

Plano Zk./Plano Nº
HC-17387 -6

- Zk. ord. da
- Zk. gaitik ord.

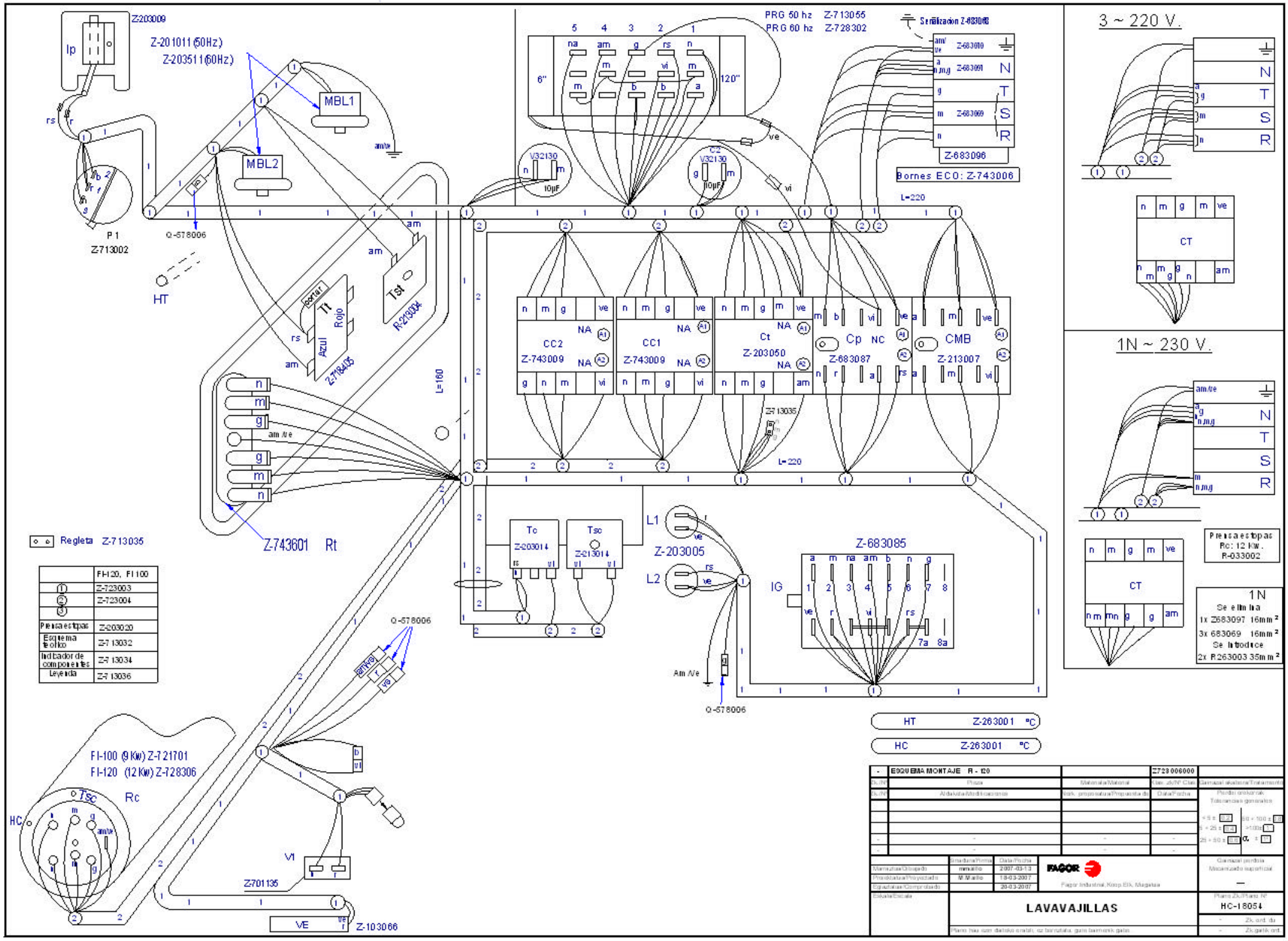


| | FI-120, FI-100 |
|---|---|
| ① | Z-723003 |
| ② | Z-723004 |
| ③ | |
| Prensa estopas | Z-203020 |
| Esquema teórico | Z-713032 |
| Indicador de componentes | Z-713034 |
| Leyenda | Z-713036 |

| | | | |
|---|---|---|---|
| - | ESQUEMA MONTAJE R - 120 | | Z728006000 |
| Dib./N° | Pieza | Material/Material | Clas. Dib./N° Clas. |
| Dib./N° | Alteración/Modificaciones | Mark. proposición/Propuesta de | Data/Fecha |

| | | | |
|---|---|---|---|
| Dibujado/Drawn | Sinadura/Firma | Data/Fecha | FAGOR |
| Normalizado/Standardized | mmarillo | 2007-03-13 | Fagor Industrial, Koop.Elk, Mugakoa |
| Proyectado/Projected | M.Murillo | 19-03-2007 | |
| Comprobado/Checked | | 20-03-2007 | |
| Escala/Escala | | | |

**LAVAVAJILLAS**

Plano bau izan daitezke oraindik, oz berrikusita, guro baimenik gabe

Plano Zk./Plano Nº HC-18054

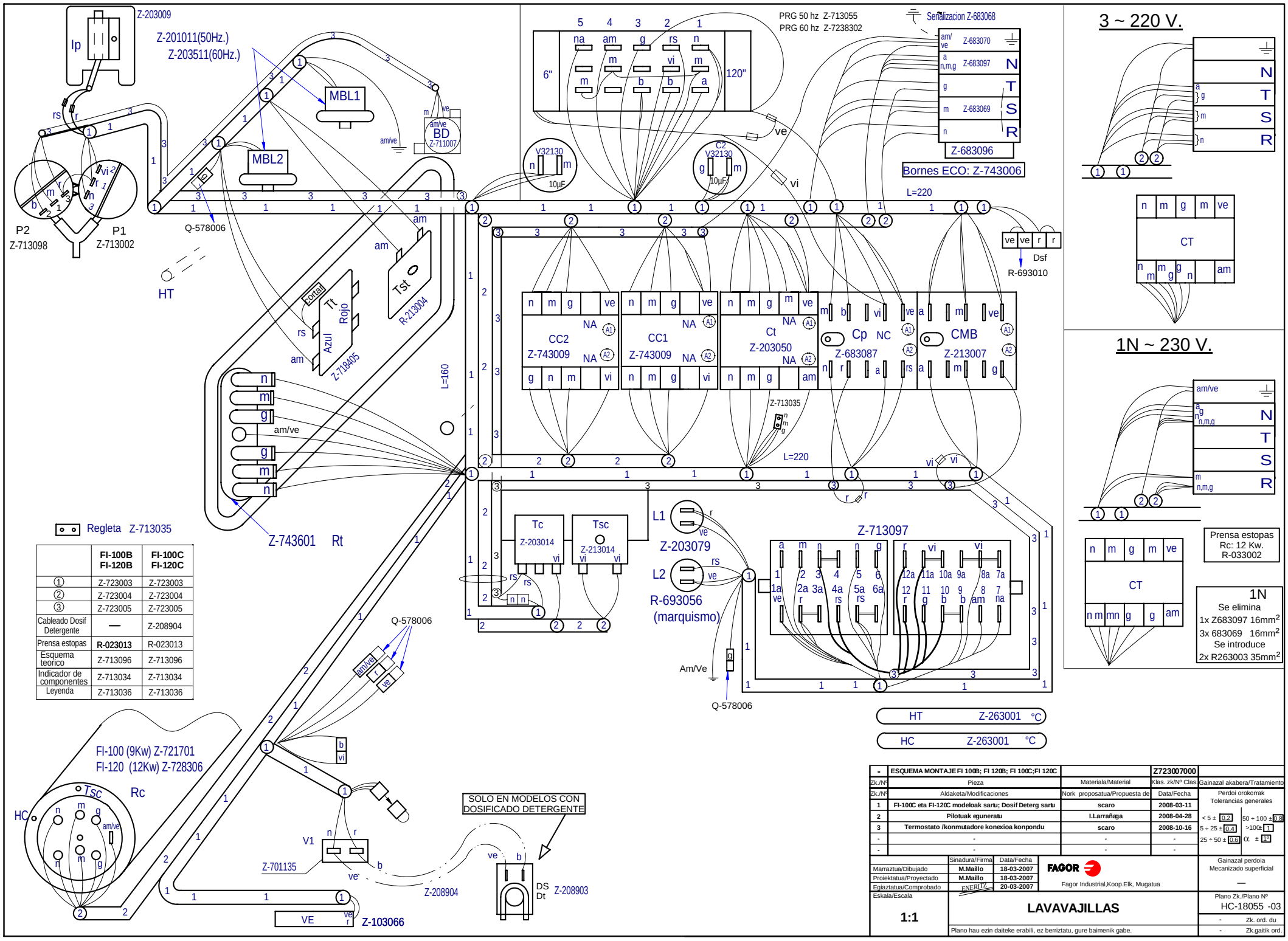


| | FI-100B FI-120B | FI-100C FI-120C |
|---|---|---|
| ① | Z-723003 | Z-723003 |
| ② | Z-723004 | Z-723004 |
| ③ | Z-723005 | Z-723005 |
| Cableado Dosif Detergente | — | Z-208904 |
| Prensa estopas | R-023013 | R-023013 |
| Esquema teorico | Z-713096 | Z-713096 |
| Indicador de componentes | Z-713034 | Z-713034 |
| Leyenda | Z-713036 | Z-713036 |

| | | | | |
|---|---|---|---|---|
| - | ESQUEMA MONTAJE FI 100B; FI 120B; FI 100C;FI 120C | | Z723007000 | |
| Zk./Nº | Pieza | Materiala/Material | Klas. zk/Nº Clas. | Gainazal akabera/Tratamiento |
| Zk./Nº | Aldaketa/Modificaciones | Nork proposatua/Propuesta de | Data/Fecha | Perdoi orokorrak Tolerancias generales |
| 1 | FI-100C eta FI-120C modeloak sartu; Dosif Deterg sartu | scaro | 2008-03-11 | < 5 ± 0.2 / 5 ÷ 25 ± 0.4 / 25 ÷ 50 ± 0.6 / 50 ÷ 100 ± 0.8 / >100 ± 1 / α ± 1º |
| 2 | Pilotuak eguneratu | I.Larrañaga | 2008-04-28 | |
| 3 | Termostato /konmutadore konexioa konpondu | scaro | 2008-10-16 | |
| - | - | - | - | |
| - | - | - | - | |

| | Sinadura/Firma | Data/Fecha |
|---|---|---|
| Marraztua/Dibujado | M.Maillo | 18-03-2007 |
| Proiektatua/Proyectado | M.Maillo | 18-03-2007 |
| Egiaztatua/Comprobado | | 20-03-2007 |

FAGOR
Fagor Industrial,Koop.Elk, Mugatua

Gainazal perdoia Mecanizado superficial: —

Eskala/Escala: 1:1

# LAVAVAJILLAS

Plano hau ezin daiteke erabili, ez berriztatu, gure baimenik gabe.

Plano Zk./Plano Nº: HC-18055 -03

- Zk. ord. du
- Zk.gaitik ord.

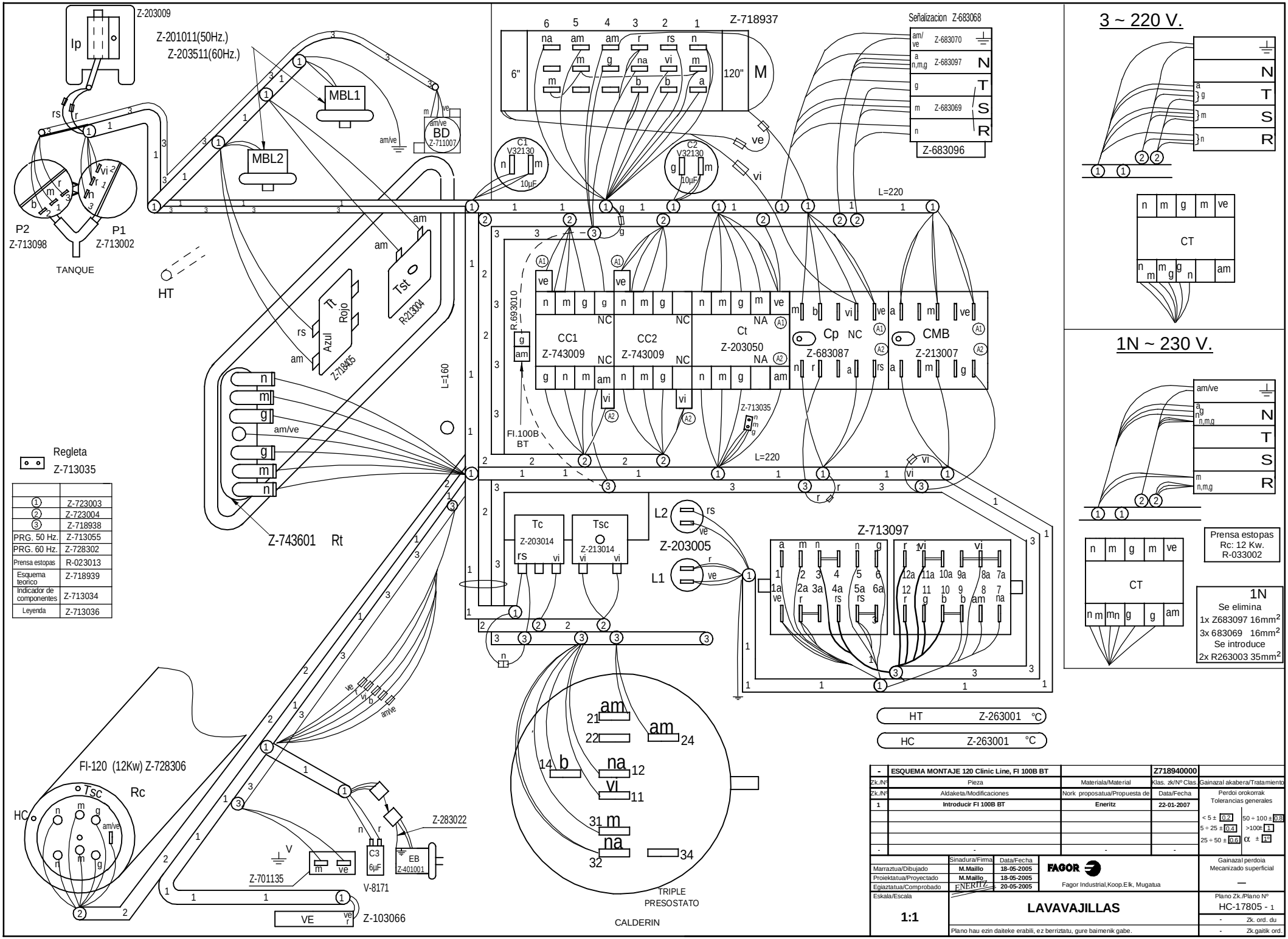


| | |
|---|---|
| ① | Z-723003 |
| ② | Z-723004 |
| ③ | Z-718938 |
| PRG. 50 Hz. | Z-713055 |
| PRG. 60 Hz. | Z-728302 |
| Prensa estopas | R-023013 |
| Esquema teorico | Z-718939 |
| Indicador de componentes | Z-713034 |
| Leyenda | Z-713036 |

| | | | | | |
|---|---|---|---|---|---|
| - | ESQUEMA MONTAJE 120 Clinic Line, FI 100B BT | | Z718940000 | | |
| Zk./Nº | Pieza | Materiala/Material | Klas. zk/Nº Clas. | Gainazal akabera/Tratamiento | |
| Zk./Nº | Aldaketa/Modificaciones | Nork proposatua/Propuesta de | Data/Fecha | Perdoi orokorrak Tolerancias generales | |
| 1 | Introducir FI 100B BT | Eneritz | 22-01-2007 | < 5 ± 0.2 | 50 ÷ 100 ± 0.8 |
| | | | | 5 ÷ 25 ± 0.4 | >100± 1 |
| | | | | 25 ÷ 50 ± 0.6 | α ± 1º |
| - | - | - | - | | |

| | Sinadura/Firma | Data/Fecha | | |
|---|---|---|---|---|
| Marraztua/Dibujado | M.Maillo | 18-05-2005 | FAGOR | Gainazal perdoia Mecanizado superficial |
| Proiektatua/Proyectado | M.Maillo | 18-05-2005 | Fagor Industrial,Koop.Elk, Mugatua | — |
| Egiaztatua/Comprobado | ENERITZ | 20-05-2005 | | |
| Eskala/Escala | LAVAVAJILLAS | | | Plano Zk./Plano Nº |
| 1:1 | | | | HC-17805 - 1 |
| | Plano hau ezin daiteke erabili, ez berriztatu, gure baimenik gabe. | | | - Zk. ord. du |
| | | | | - Zk.gaitik ord. |

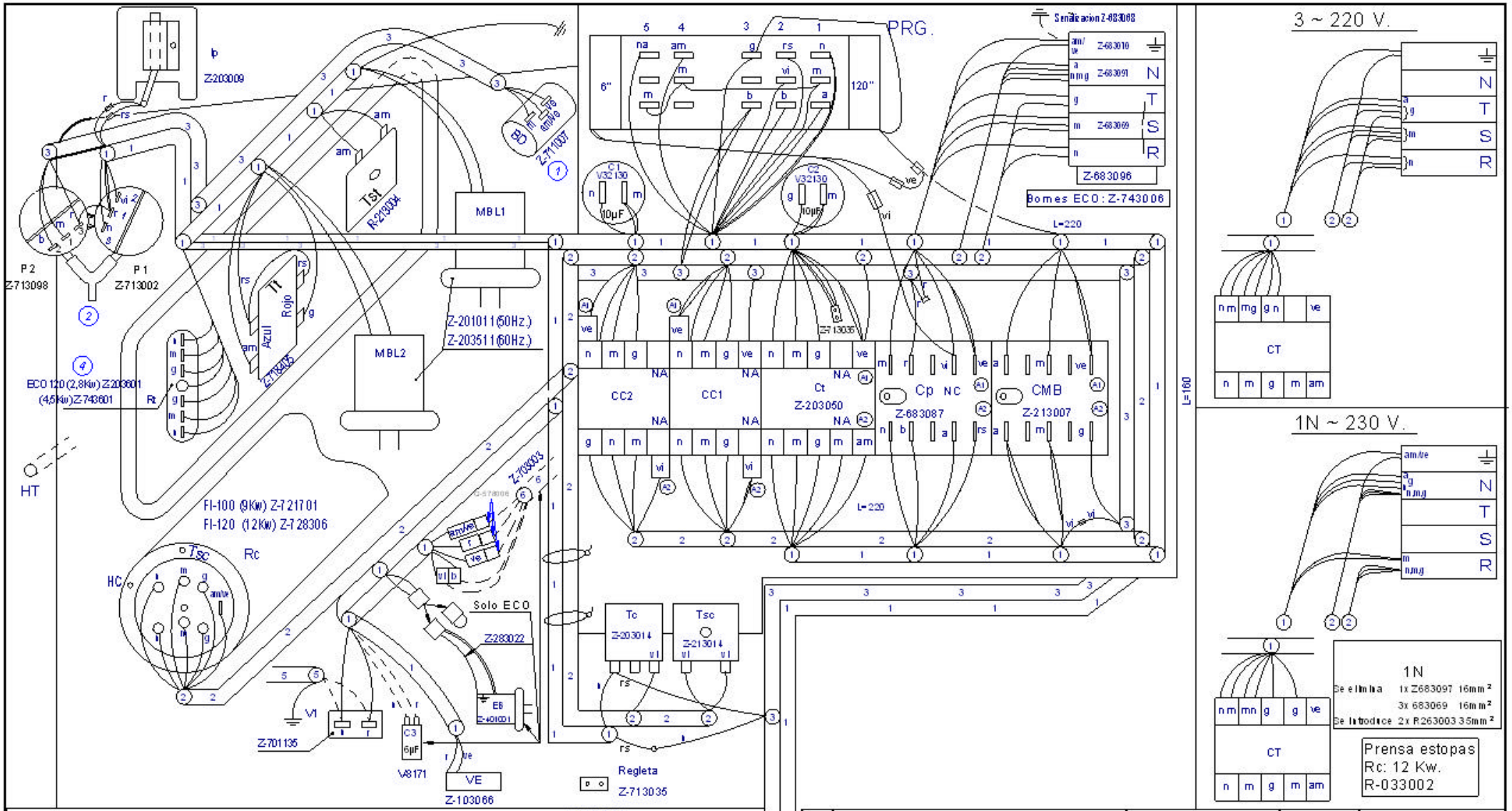


| | ECO-120B | FI-100B | FI-120B |
|---|---|---|---|
| 1 | Z-713030 | | |
| 2 | — | Z-713031 | |
| 3 | Z-723005 | | |
| Leyenda | Z-713036 | | |
| 5 | — | — | — |
| CC1-CC2 | | Z-203050 | |
| PRG. 50 Hz. | Z-703004 | Z-713055 | |
| PRG. 60 Hz. | | Z-728302 | |
| 6 | Z-703003 | — | |
| Prensa estopas | Z-203020 | R-023013 | |
| Esquema teorico | Z-733004 | Z-713096 | |
| Indicador de componentes | Z-713034 | | |

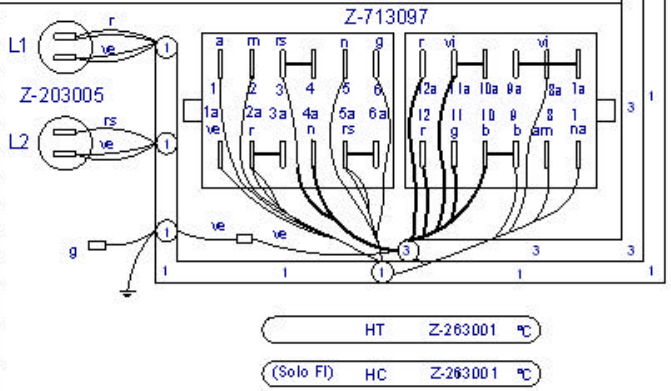


| - | ESQUEMA MONTAJE FI-100B, FI-120B, ECO-120B | | Z713095000 | |
|---|---|---|---|---|
| Zk./Nº | Pieza | Materiala/Material | Klas. zk/Nº Clas. | Galvazal akabera/Tratamiento |
| Zk./Nº | Aldaketa/Modificaciones | Nork proposatua/Propuesta de | Data/Fecha | Perdolorokorrak Tolerancias generales |
| 1 | CORREGIR COLOR CABLE Y REFERENCIA BOMBA DESAGUE | scaro | 9-10-2002 | |
| 2 | MODIFICAR POSICION PRESOSTATOS Y CORRECCIONES | scaro | 18-10-2002 | < 5 ± 0.2 / 50 ÷ 100 ± 0.8 |
| 3 | Modificar conexión en TC | M. Mallo | 18-12-2002 | 5 ÷ 25 ± 0.4 / > 100± 1 |
| 4 | ECO 120 bertsioentzat Rt 4,5kw-tik 2,8kw-ra pasatzea | mgangoiti | 2007-01-02 | 25 ÷ 50 ± 0.6 / α ± 1° |
| - | - | - | - | |

| | Sinadura/Firma | Data/Fecha |
|---|---|---|
| Marraztua/Dibujado | snarbalza | 18-10-2002 |
| Proiektatua/Proyectado | snarbalza | 18-10-2002 |
| Eglaztatua/Comprobado | scaro | 02-11-2002 |

FAGOR

Fagor Industrial, Koop.Elk., Mugatua

Galvazal perdola
Mecanizado superficial
—

Eskala/Escala

1:1

# LAVAVAJILLAS

Plano Zk./Plano Nº
HC-17465 -04

- Zk. ord. du
- Zk. gaitik ord.

Plano hau ezin daiteke erabili, ez berriztatu, gure baimenik gabe.

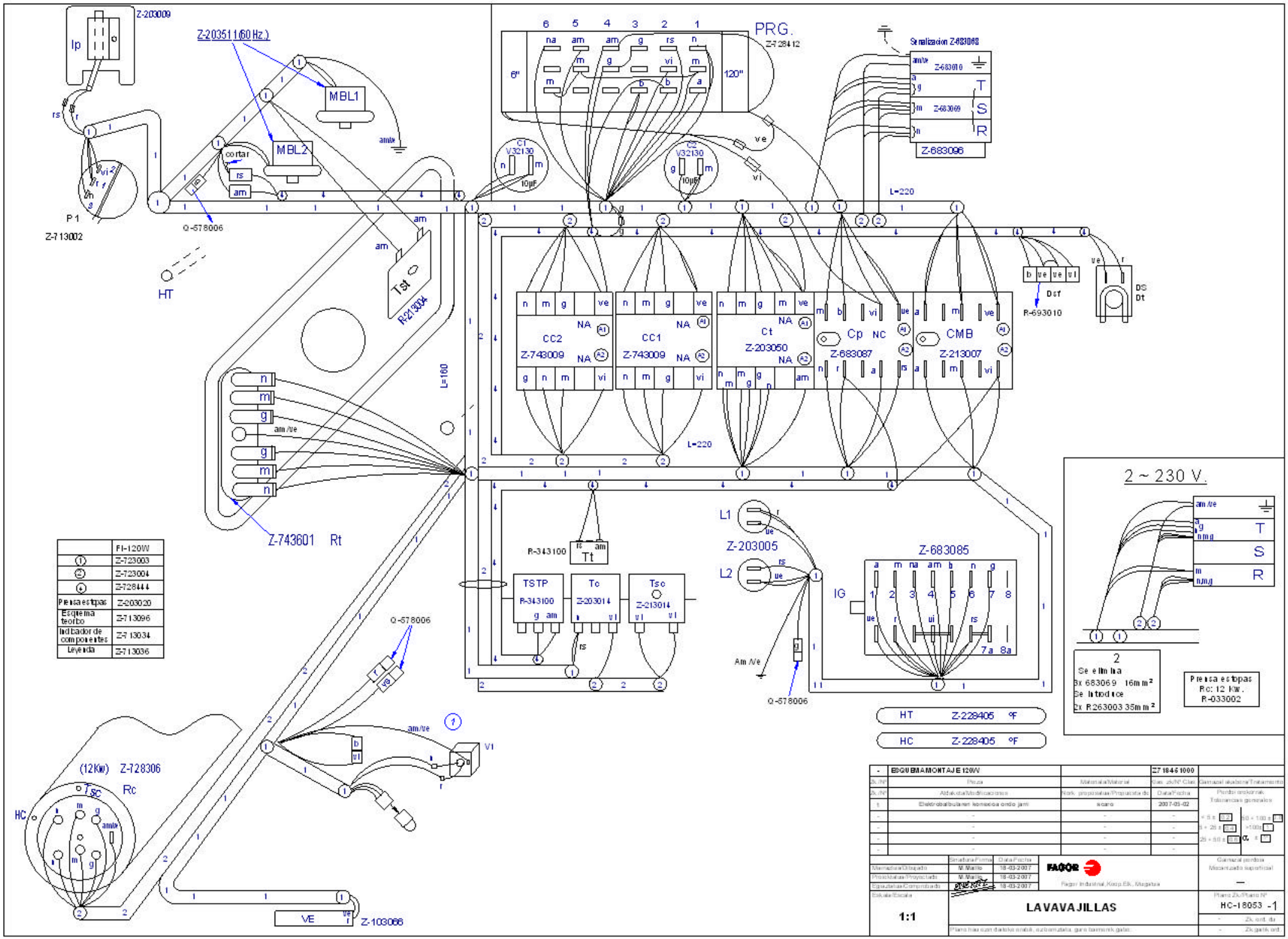
Z-203009
Z-203511(60 Hz.)
MBL1
MBL2
cortar
P1
Z-713002
Q-578006
HT
Tst
R-213004
PRG.
Z-728412
Señalización Z-683068
Z-683010
Z-683069
Z-683096
CT
V32130
10µF
CC2
Z-743009
CC1
Z-743009
Ct
Z-203050
Cp NC
Z-683087
CMB
Z-213007
L=220
L=160
Dsf
R-693010
DS
Dt
Z-743601 Rt
R-343100
Tt
TSTP
R-343100
Tc
Z-203014
Tsc
Z-213014
L1
L2
Z-203005
Z-683085
IG
Am /Ve
HT Z-228405 °F
HC Z-228405 °F
2 ~ 230 V.
2
Se elimina
3x 683069 16mm²
Se intoduce
2x R263003 35mm²
Prensa estopas
Rc: 12 kW.
R-033002
(12Kw) Z-728306
Rc
Tsc
HC
VE
Z-103066
FI-120W
Z-723003
Z-723004
Z-728444
Prensa estopas Z-203020
Esquema teorico Z-713096
Indicador de componentes Z-713034
Leyenda Z-713036
ESQUEMA MONTAJE 120W
Z71846 1000
FAGOR
LAVAVAJILLAS
1:1
HC-18053 -1

# ECO - 120 , ECO - 120 T

3N ~ 400 V.

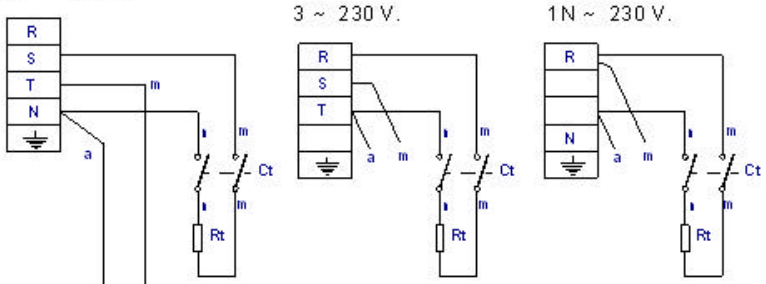


3 ~ 230 V.




1N ~ 230 V.




| IG | 1<br>1a | 2<br>2a | 3<br>3a | 4<br>4a | 5<br>5a | 6<br>6a | 7<br>7a |
|---|---|---|---|---|---|---|---|
| 0 | | | | | | | |
| ▽ | X | X | | | | | |
| 55 | X | X | X | X | | X | X |
| 75 | X | X | | X | | X | X |
| 120 | X | X | | | | X | X |
| ∞ | X | X | | | X | X | |

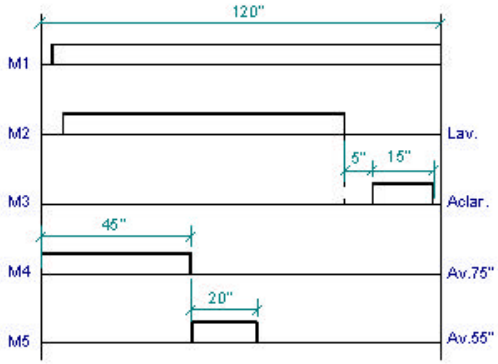


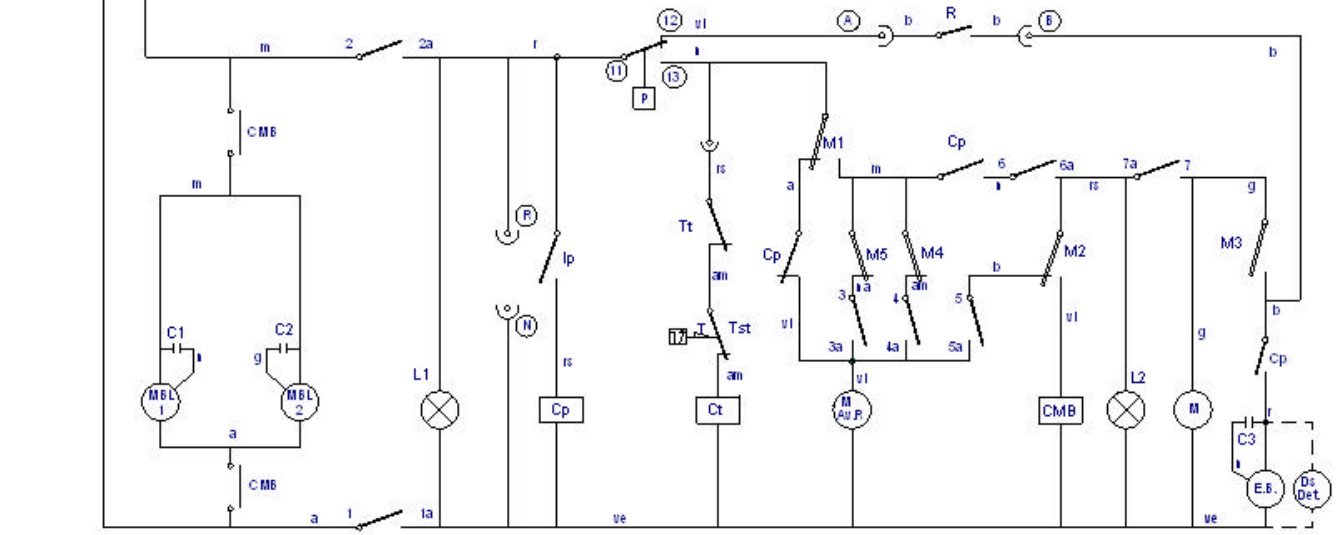


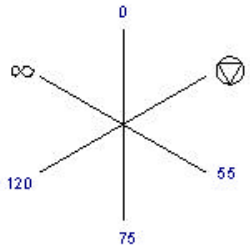


Z733003000

| | Esquema teorico adhesivo | | | Z-733003 | - |
|---|---|---|---|---|---|
| Zk./Nº | Pieza | Cant. | Materiala/Material | Klas. zk./Nº Clas. | Galvazal akaberа/Tratamiento |
| Zk./Nº | Aldaketa/Modificaciones | | Nork proposatua/Propuesta de | Data/Fecha | Perdoi orokorrak<br>Tolerancias generales |
| 1 | Cambiar de negro a rosa en Tt | | M.Mallo | 03-01-2003 | |
| 2 | Eliminar VE y Rt pasa de trifasico a monofasico | | M.Mallo | 13-02-2007 | < 5 ± / 50 ÷ 100 ± |
| 3 | Cambiar de posicion Cp | | M.Mallo | 26-02-2007 | 5 ÷ 25 ± / > 100 ± |
| | | | | | 25 ÷ 50 ± / ∅ ± |
| - | - | | - | - | |

| | Sinadura/Firma | Data/Fecha |
|---|---|---|
| Marraztua/Dibujado | S. N. | 12-11-2001 |
| Proiektatua/Proyectado | - | - |
| Eglaztatua/Comprobado | Eneritz | - |

FAGOR

Fagor Industrial,Koop.Elk., Mugatxa

Galvazal perdoia
Mecanizado superficial
—

Eskala/Escala

# LAVAVAJILLAS

Plano Zk./Plano Nº
**HC-17388** -03

Plano hau ezin daiteke erabili,ez bertatik,ez beste batetik inongo helburutarako.

- Zk. ord. di
- Zk.gaitik ord.

# ECO - 120 B

3N ~ 400 V.

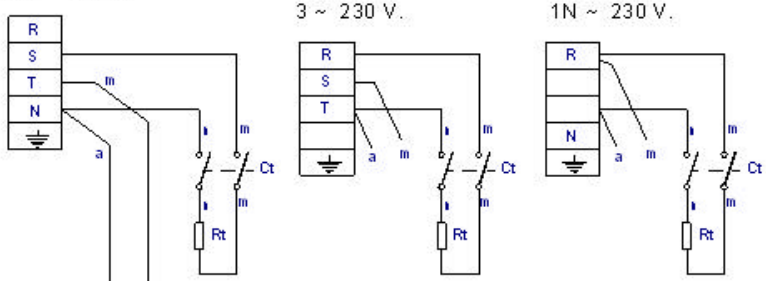


3 ~ 230 V.




1N ~ 230 V.




| | 1<br>1a | 2<br>2a | 3 — 4<br>3a — 4a | 5<br>5a | 6<br>6a | 7<br>7a | 8<br>8a | 9 — 10<br>9a — 10a | 11<br>11a | 12<br>12a |
|---|---|---|---|---|---|---|---|---|---|---|
| 0 | | | | | | | | | | |
| ▽ | X | X | | X | | | | | X | X |
| 55 | X | X | | X | X | X | X | | X | X |
| 75 | X | X | | X | X | | X | | X | X |
| 120 | X | X | | X | X | | | | X | X |
| ∞ | X | X | | X | | | | X | X | X |
| ⏚ | X | X | X | | X | | | | | |

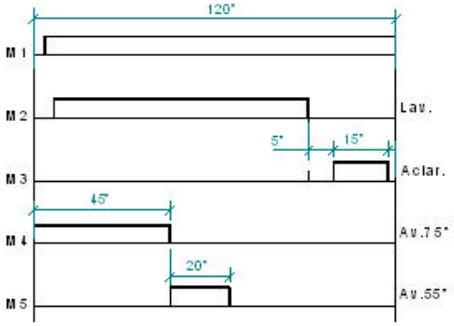


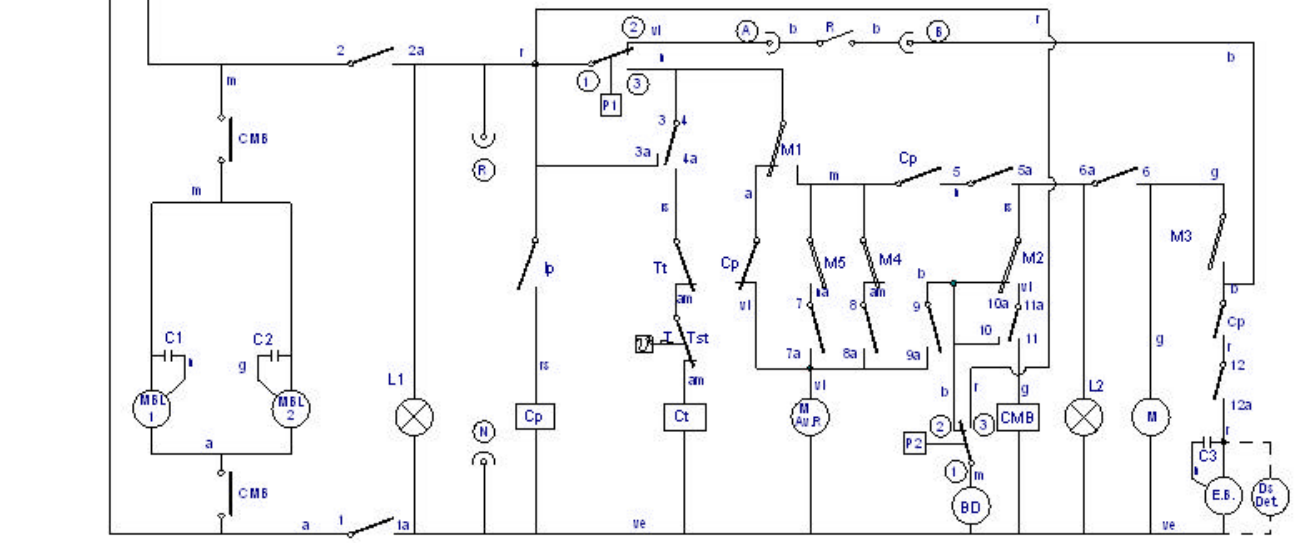


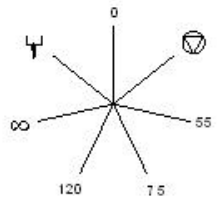


Z733004000

| | ESQUEMA TEORICO ADHESIVO | | | Z733004000 | |
|---|---|---|---|---|---|
| Zk./Nº | Pieza | Cant. | Materiala/Material | Klas. zk./Nº Clas. | Gainazal akaberа/Tratamiento |
| Zk./Nº | Aldaketa/Modificaciones | | Nork proposatua/Propuesta de | Data/Fecha | Perdoi orokorrak<br>Tolerancias generales |
| 1 | Cambiar de negro a rosa en Tt | | M.Mallo | 03-01-2003 | |
| 2 | Eliminar Ve y RT pasar de trifasico a monofasico | | M.Mallo | 2007-01-10 | < 5 ± / 50 ÷ 100 ± |
| 3 | Cambiar de posicion Cp | | M.Mallo | 26-02-2007 | 5 ÷ 25 ± / > 100 ± |
| - | - | | - | - | 25 ÷ 50 ± / ∝ ± |
| - | - | | - | - | |

| | Sinadura/Firma | Data/Fecha |
|---|---|---|
| Marraztua/Dibujado | snarbalza | 28-05-2002 |
| Proiektatua/Proyectado | snarbalza | 28-05-2002 |
| Egiaztatua/Comprobado | [illegible] | 12-06-2002 |

FAGOR

Fagor Industrial,Koop.Elk., Mugitua

Gainazal perdoia
Mecanizado superficial
—

Eskala/Escala

# LAVAVAJILLAS

Plano Zk./Plano Nº
HC-17464 -03

- Zk. ord. de
- Zk. gaitik ord.

Plano hau ezin daiteke erabili, ez berritzeko, gure baimenik gabe.

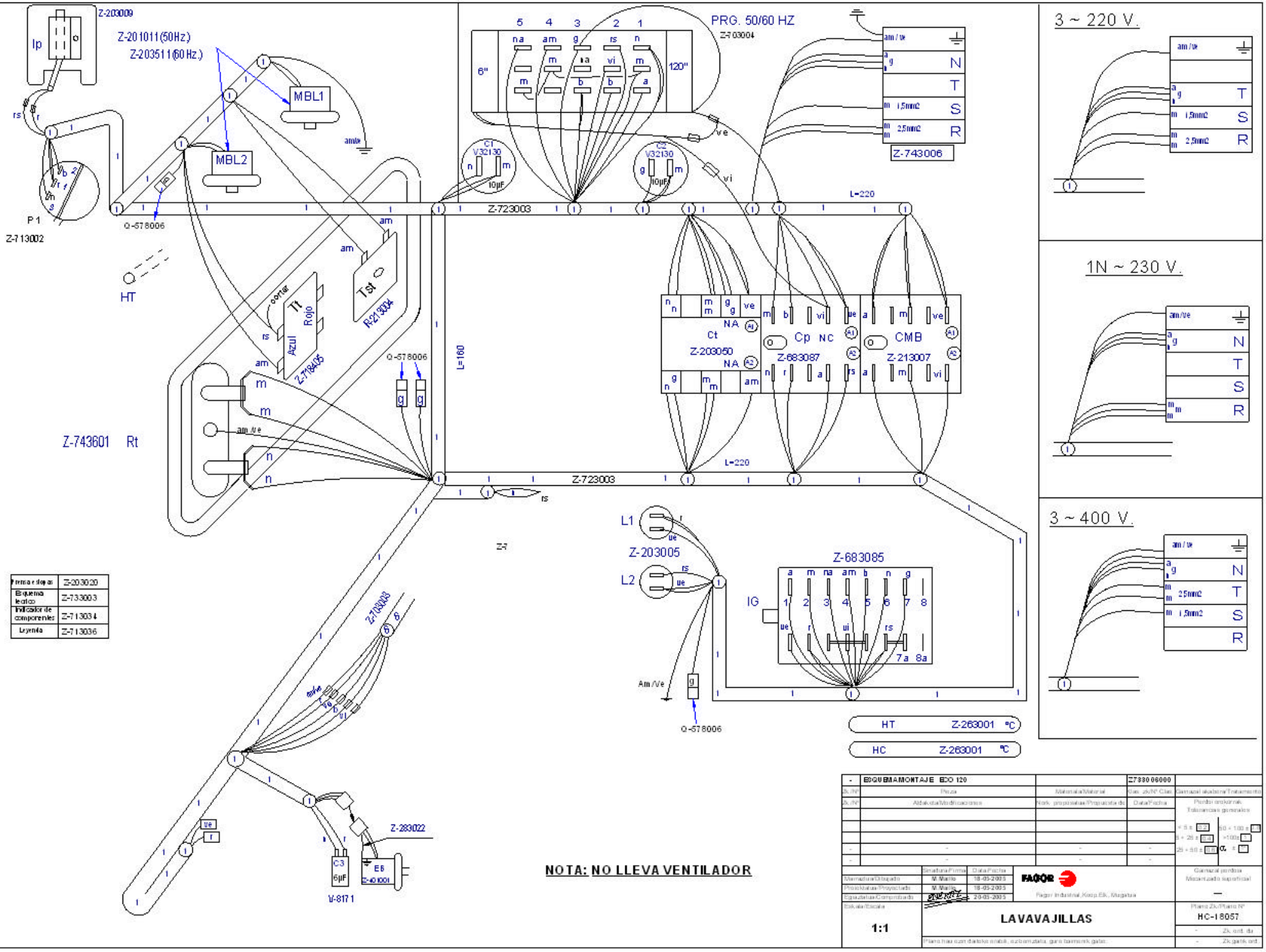

Z-203009
Ip
Z-201011(50Hz)
Z-203511(60Hz.)
MBL1
MBL2
P1
Z-713002
Q-578006
HT
Tt
Rojo
Azul
Tst
R-213004
Z-718405
Z-743601 Rt
PRG. 50/60 HZ
Z-703004
6"
120"
C1
V32130
C2
V32130
10µF
Z-723003
L=220
L=160
Z-743006
Ct
Z-203050
Cp
Z-683087
CMB
Z-213007
L1
L2
Z-203005
Z-683085
IG
Am/Ve
Z-7
Z-703003
Z-283022
C3
6µF
E6
Z-401001
V-8171
HT Z-263001 °C
HC Z-263001 °C
3 ~ 220 V.
1N ~ 230 V.
3 ~ 400 V.
Prensa estopas Z-203020
Esquema tecnico Z-733003
Indicador de componentes Z-713034
Leyenda Z-713036
NOTA: NO LLEVA VENTILADOR
ESQUEMA MONTAJE EDO 120
Z733006000
Marrazturia/Dibujado M.Murillo 18-05-2005
Proiektatua/Proyectado M.Murillo 18-05-2005
Egiaztatua/Comprobado 20-05-2005
FAGOR
Fagor Industrial, Koop.Elk., Mugatua
Eskala/Escala 1:1
LAVAVAJILLAS
Plano Zk./Plano Nº HC-18057