DESPIECE TECNICO

Cocinas a Gas
Fourneaux à Gaz
Gas Ranges
Cucine a Gas
Fogões a Gás
Gas-Herde

GAMA 700

Modelos:

CGB7-61
CGB7-61H

Junio 2008 June

Revisado Mayo 2010

Fagor Industrial

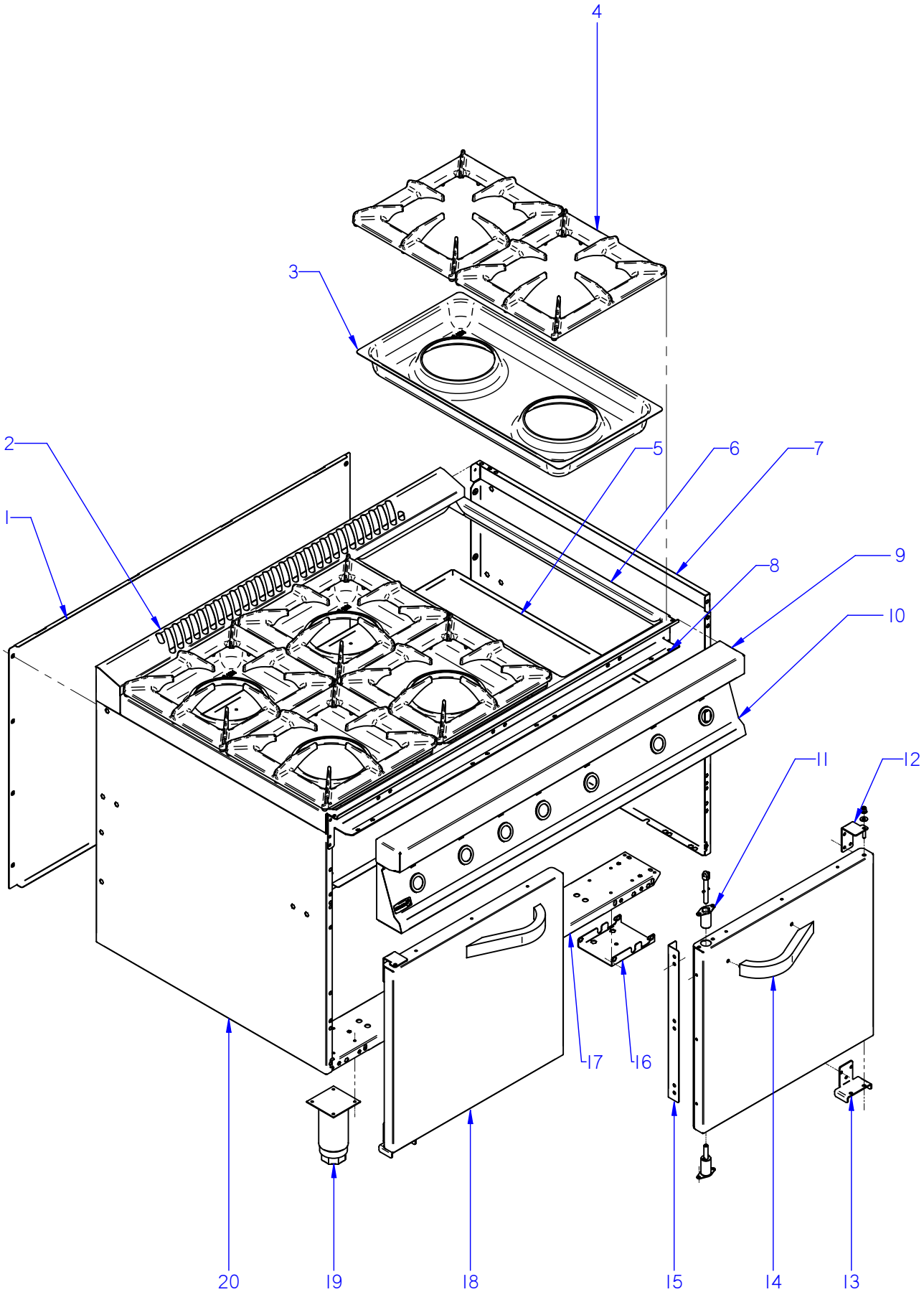

ITEM MARCADO EN COLOR = REPUESTO RECOMENDADO
COLOURED ITEM = RECOMMENDED SPARE PART

N plano	Firma	Fecha	Aparato	MUEBLE	Lamina	
C-2070		2008-06	COCINA CGB7-61		1	Fagor Industrial S.Coop. FAGOR Oñate

MOD.	COCINAS	ZONA	MUEBLE	PLANO	C-2070

ITEM	CODIGO	DENOMINACION	TEXTO	CGB7-61	CGB7-61 R						NOTAS
1	U912809000	PANEL POSTERIOR 1 1/2M G 700	REAR PANEL 1 1/2M G 700	1	1						
	Q419005000	REMACHE 4X8 ALMG3 / ALUMINIO	RIVET 4X8 ALMG3 / ALUMINIUM	8	8						
2	U915406000	EMBELLE CHIMENEA 1 1/2 G 700	FLUE PIPE TRIM 1 1/2 G 700	1	1						
3	U915407000	BACINETA QUEMADORES G 700	BASIN BURNERS G 700	3	3						
4	U915413000	PARRILLA DE MESA (G 700)	TABLE GRILL (G 700)	6	6						
5	U912604000	BASE RECOGE GRASAS 1 1/2M	GREASE COLLECTION BASE 1 1/	1	1						
	Q419005000	REMACHE 4X8 ALMG3 / ALUMINIO	RIVET 4X8 ALMG3 / ALUMINIUM	3	3						
6	U915405000	MESA COCINA 1 1/2M G 700	KITCHEN TABLE 1 1/2M G 700	1	1						
	Q152004000	TORNIL. APLASTADO M5X13 A 304	FLAT HEADED SCREW M5x13 A 3	4	4						
7	U912802000	PANEL LATERAL DCHO. G700	RIGHT SIDE PANEL G700	1	1						
	Q221342000	REMACHE EXAGONAL M5	HEXAGONAL RIVET M5	4	4						
	Q221343000	REMACHE EXAGONAL M6	HEXAGONAL RIVET M6	4	4						
	Q221343000	REMACHE EXAGONAL M6	HEXAGONAL RIVET M6	7	7						SISTEMA PUENTE
	Q012043000	TORNILL. EXAGONAL M6X20 A.304	HEXAGONAL BOLT M6X10 A.304	2	2						
	Q302022000	ARANDELA 16X6X1.2 A.304	WASHER 16X6X1.2 A.304	2	2						
8	U912603000	ESCUADRA AMARRE ANTERI 1 1/2	FRONT FAST. BRACKET 1 1/2	1	1						
	Q221342000	REMACHE EXAGONAL M5	HEXAGONAL RIVET M5	6	6						
	Q152004000	TORNIL. APLASTADO M5X13 A 304	FLAT HEADED SCREW M5x13 A 3	6	6						
9	U915402000	ANTERIOR MESA 1 1/2M G700	FRONT BENCH 1 1/2M G700	1	1						
	Q152004000	TORNIL. APLASTADO M5X13 A 304	FLAT HEADED SCREW M5x13 A 3	2	2						
10	U922803000	PORTAMANDOS COMPL. CGB-761	CONTROL HOLDER CGB-761	1	1						
	Q152004000	TORNIL. APLASTADO M5X13 A 304	FLAT HEADED SCREW M5x13 A 3	4	4						
	U912805000	ESCUDO FAGOR G700	FAGOR EMBLEM G700	1	1						
	Q221023000	CLIP SUJECIÓN RÁPIDA Ø5	RAPID CONNECT CLIP Ø5	2	2						
11	U060543000	CUERPO BLOQUEO RODILLO	ROLLER BLOCK BODY	2	2						
	U060544000	EJE ENGANCHE RODILLO	ROLLER ATTACHMENT SHAFT	2	2						
	U060527000	RODILLO FIJACION PUERTA	ROLLER DOOR FASTENING	2	2						
	Q371030000	RESORTE ELASTICO 3x18	ELASTIC SPRING 3x18	4	4						

MOD.	COCINAS	ZONA	MUEBLE	PLANO	C-2070

ITEM	CODIGO	DENOMINACION	TEXTO	CGB7-61	CGB7-61 R						NOTAS
12	U920502000	BISAGRA SUPERIOR DERECHA	UPPER RIGHT HINGE	1	1						
S/Nº	U920504000	BISAGRA SUPERIOR IZQUIERDA	UPPER LEFT HINGE	1	1						
	Q221343000	REMACHE EXAGONAL M6	HEXAGONAL RIVET M6	2	2						
	Q302022000	ARANDELA 16X6X1.2 A.304	WASHER 16X6X1.2 A.304	2	2						
	Q152004000	TORNIL. APLASTADO M5X13 A 304	FLAT HEADED SCREW M5x13 A 3	8	8						
	Q221342000	REMACHE EXAGONAL M5	HEXAGONAL RIVET M5	8	8						
13	U060525000	BISAGRA INFERIOR	LOWER HINGE	2	2						
	Q152004000	TORNIL. APLASTADO M5X13 A 304	FLAT HEADED SCREW M5x13 A 3	6	6						
	Q221342000	REMACHE EXAGONAL M5	HEXAGONAL RIVET M5	6	6						
14	U910506000	ASA ARMARIO COMPLETA G700	FULL CUPBOARD HANDLE G700	2	2						
	Q162040000	TUERCA EXAGONAL M6	HEXAGONAL NUT M6	4	4						
	Q232040000	ARANDELA A6	WASHER A6	4	4						
15	U060505000	ESCUADRA APERTURA PUERTA	BRACKET DOOR OPENING	1	1						
16	U549910000	SOPORTE RUEDAS	WHEEL SUPPORT	_	4						
	Q221344000	REMACHE EXAGONAL M8	HEXAGONAL RIVET M8	_	16						
	Q221343000	REMACHE EXAGONAL M6	HEXAGONAL RIVET M6	_	16						
	Q012043000	TORNILL. EXAGONAL M6X20 A.304	HEXAGONAL BOLT M6X10 A.304	_	16						
	Q232040000	ARANDELA A6	WASHER A6	_	16						
17	U912601000	LISTON SOPOR PATAS CG-761	LEG SUPPORT STRUT CG-761	2	2						
18	U920507000	PUERTA IZQUIERDA CGB7-61	LEFT DOOR CGB7-61	1	1						
	U920508000	CONTRAPUERTA IZQUIERDA	LEFT DOOR REVERSE	1	1						
S/Nº	U920505000	PUERTA DERECHA CGB7-61	RIGHT DOOR CGB7-61	1	1						
	U920506000	CONTRAPUERTA DERECHA	RIGHT DOOR REVERSE	1	1						
	Q412000000	REMACHE TUBULAR 4 x 8	TUBULAR RIVET 4 x 8	18	18						
19	X260151000	PATA REGULABLE	ADJUSTABLE LEG	4	_						
	Q411304000	REMACHE AVIBULB Ø 4,8	AVIBULB RIVET Ø 4.8	16	_						
S/Nº	U549912000	RUEDA GIR C/FRENO ARSA 666541	ROT. WHEEL WITH BRAKE ARSA	_	2						
S/Nº	U549914000	RUEDA FIJA ARSA 666521	FIXED WHEEL ARSA 666521	_	2						
	Q012053000	TORNILLO EXAGONAL M8X20 A304	HEXAGONAL BOLT M8X20 A304	_	16						
	Q262050000	ARANDELA GROW. A8 A.304	WASHER GROW. A8 A.304	_	16						

MOD.	COCINAS	ZONA	MUEBLE	PLANO	C-2070

ITEM	CODIGO	DENOMINACION	TEXTO	CGB7-61	CGB7-61 R						NOTAS
20	U912801000	PANEL LATERAL IZDO. G700	LEFT SIDE PANEL G700	1	1						
	Q221342000	REMACHE EXAGONAL M5	HEXAGONAL RIVET M5	13	13						
	Q221343000	REMACHE EXAGONAL M6	HEXAGONAL RIVET M6	2	2						
	Q012043000	TORNILL. EXAGONAL M6X20 A.304	HEXAGONAL BOLT M6X10 A.304	2	2						
	Q302022000	ARANDELA 16X6X1.2 A.304	WASHER 16X6X1.2 A.304	2	2						
	Q221343000	REMACHE EXAGONAL M6	HEXAGONAL RIVET M6	7	7						SISTEMA PUENTE

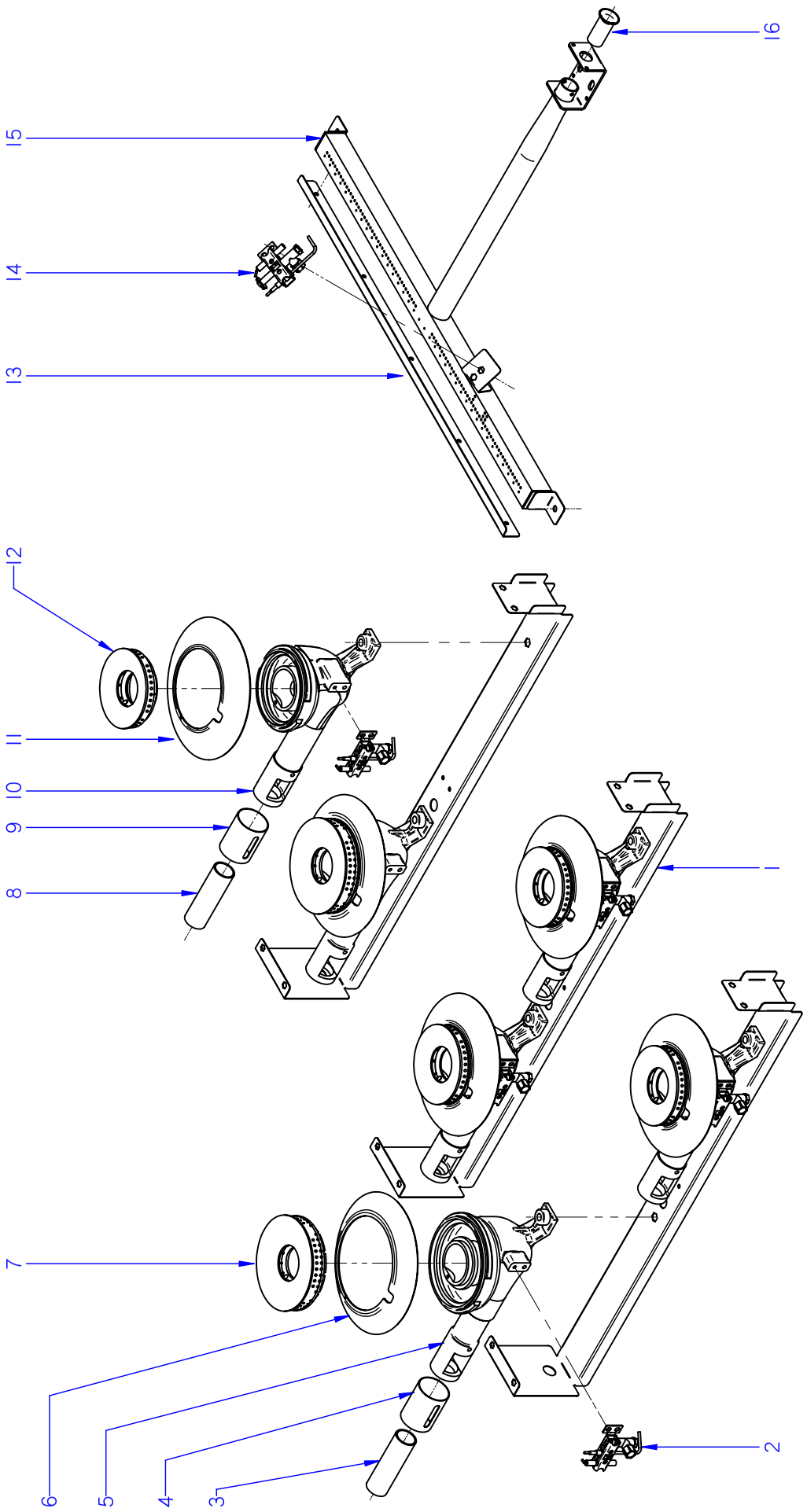

ITEM MARCADO EN COLOR = REPUESTO RECOMENDADO
COLOURED ITEM = RECOMMENDED SPARE PART

N plano	Firma	Fecha	Aparato		Lamina	
C-2071		2008-06	QUEMADORES	COCINA CGB7-61	2	Fagor Industrial S.Coop. Oñate FAGOR

MOD.	COCINAS	ZONA	QUEMADORES	PLANO	C-2071

ITEM	CODIGO	DENOMINACION	TEXTO	CGB7-61	CGB7-61H						NOTAS
1	U915408000	LISTON SOPOR. QUEMADOR G700	BURNER SUPPO. STRUT G700	3	3						
	Q221342000	REMACHE EXAGONAL M5	HEXAGONAL RIVET M5	12	12						
	Q152004000	TORNIL. APLASTADO M5X13 A304	FLAT HEADED BOLT M5x13 A304	12	12						
2	11U9121210	PILOTO COMPLETO	COMPLETE PILOT LIGHT	6	6						
S/Nº	X012126000	CUERPO SIN RACORD 901.210	BODY WITHOUT CONNECTION 9	6	6						SOLO EN VERSION BP
S/Nº	U442137000	INYECTOR Ø 0.4 GN	INJECTOR Ø 0.4 GN.	6	6						
S/Nº	U912107000	CABEZA PILOTO 1 LLAMA (G 700)	PILOT HEAD 1 FLAME (G 700)	6	6						
S/Nº	U442130000	AMARRE TRASERO PI 978.009	REAR FASTEN. PI 978.009	6	6						
S/Nº	X012116000	TORNILLO AMARRE 953.007	FASTENING BOLT 953.007	6	6						
S/Nº	X012122000	REGULADOR AIRE 912.001	AIR CONTROL 912.001	6	6						
S/Nº	U442131000	AMARRE DELANTERO PI 978.021	FRONT FASTENING PI 978.021	6	6						
S/Nº	U442136000	CUERPO SIN RACORD (INY. Ø 0.4)	BODY WITHOUT CONNECTION 9	6	6						SOLO EN VERSION GN
S/Nº	U442133000	RACORD BICONO 4 958.030	BICONE CONNECTION 4,958.030	6	6						ELIMINADO 11.06.08
3	U565700000	VENTURI QUEMADOR 8000	VENTURI BURNER 8000	2	6						
	R422400000	TOBERA DE Ø 1.25 B.P.	NOZZLE Ø 1.25 B.P.	2	6						
	U912401000	TOBERA DE Ø 1.95 G.N.	NOZZLE Ø 1.95 G.N.	2	6						
4	U265702000	REGULADOR AIRE	AIR CONTROLLER	2	6						
5	U915702000	CUERPO QUEMADOR 7000 Kcal/h	BURNER BODY 7000 Kcal/h	2	6						
	Q132054000	VARILLA ROSCADA M6 x 12	THREADED ROD M6 x 12	2	6						
	Q162040000	TUERCA EXAGONAL M6	HEXAGONAL NUT M6	2	6						
6	U915703000	PROTEC. PILOTO QUEMAD. 7000	BURNER PILOT GUARD 7000	2	6						
	Q012045000	TORNILLO EXAGONAL M6X30 A.304	HEXAGONAL BOLT M6X30 A.304	2	6						
	Q302022000	ARANDELA 16X6X1.2 A.304	WASHER 16X6X1.2 A.304	2	6						
7	U135702500	QUEMADOR 8000 MESA	BURNER 8000 BENCH	2	6						
	Q371026000	MANGUITO SUJEC. 4X14 DIN1481	HOSE FASTENING 4X14 ØIN1481	2	6						
	Q131511000	VARILLA ROSCADA M3x8 DIN 913	THREADED ROD M3x8 DIN 913	2	6						
8	U125720000	VENTURI QUEMADOR 4000 kcl	VENTURI BURNER 4000 kcl	4	_						
	X312400000	TOBERA DE Ø 1.10 B.P.	NOZZLE Ø 1.10 B.P.	4	_						ELIMINADO 24.09.09
	U122407000	TOBERA DE Ø 1.05 B.P.	NOZZLE Ø 1.05 B.P.	4	_						INTRODUCIDO 24.09.09
	R302400000	TOBERA DE Ø 1.65 G.N.	NOZZLE Ø 1.65 G.N.	4	_						
9	U265702000	REGULADOR AIRE	AIR CONTROLLER	4	_						

MOD.	COCINAS	ZONA	QUEMADORES	PLANO	C-2071

ITEM	CODIGO	DENOMINACION	TEXTO	CGB7-61	CGB7-61H						NOTAS
10	U915701000	CUERPO QUEMADOR 5000 Kcal/h	BURNER BODY 5000 Kcal/h	4	_						
	Q131542000	VARILLA ROSCADA M6 x 15	THREADED ROD M6 x 15	4	_						
	Q162040000	TUERCA EXAGONAL M6	HEXAGONAL NUT M6	4	_						
11	U915704000	PROTEC. PILOTO QUEMAD. 5000	BURNER PILOT GUARD 5000	4	_						
	Q012045000	TORNILLO EXAGONAL M6X30 A304	HEXAGONAL BOLT M6x30 A304	4	_						
	Q302022000	ARANDELA 16X6X1.2 A.304	WASHER 16X6X1.2 A.304	4	_						
12	U445731500	QUEMADOR 4000 (00545-010)	BURNER 4000 (00545-010)	4	_						ELIMINADO 25.09.09
12	U445731000	QUEMADOR 4000 (00545-010)	BURNER 4000 (00545-010)	4	_						INTRODUCIDO. 25.09.09
	Q371026000	MANGUITO SUJEC. 4X14 DIN1481	HOSE FASTENING 4X14 ØIN148	4	_						
	Q131511000	VARILLA ROSCADA M3x8 DIN 913	THREADED ROD M3x8 DIN 913	4	_						
13	U065703000	CHAPA LLAMA PILOTO	PILOT LIGHT PLATE	1	1						
	Q151301000	PHILIPS 8X5/8	PHILIPS 8X5/8	5	5						
	Q221304000	REMACHE ROSC.NUTSERT M5	THREADED RIVET NUTSERT M5	2	2						
14	U322118000	PILOTO COMPLETO 100.062	COMPLETE PILOT LIGHT 100.062	1	1						
	U442137000	INYECTOR Ø 0.4 GN	INJECTOR Ø 0.4 GN.	1	1						
	Q012031000	TORNILLO EXAGONAL M5X10 A304	HEXAGONAL BOLT M5x10 A304	2	2						
15	U925701000	QUEMA HORNO COMPL. CGB7-61	COMP. OVEN BURNER CGB7-61	1	1						
	Q042022000	TORNILLO AVELLANADO M4X15	COUNTERSUNK BOLT M4x15	4	4						
	R612400000	TOBERA DE Ø 1.35 B.P.	NOZZLE Ø 1.35 B.P.	1	1						
	9207500000	TOBERA DE Ø 2.05 G.N.	NOZZLE Ø 2.05 G.N.	1	1						
16	U325707000	REGULADOR DE AIRE	AIR CONTROL	1	1						

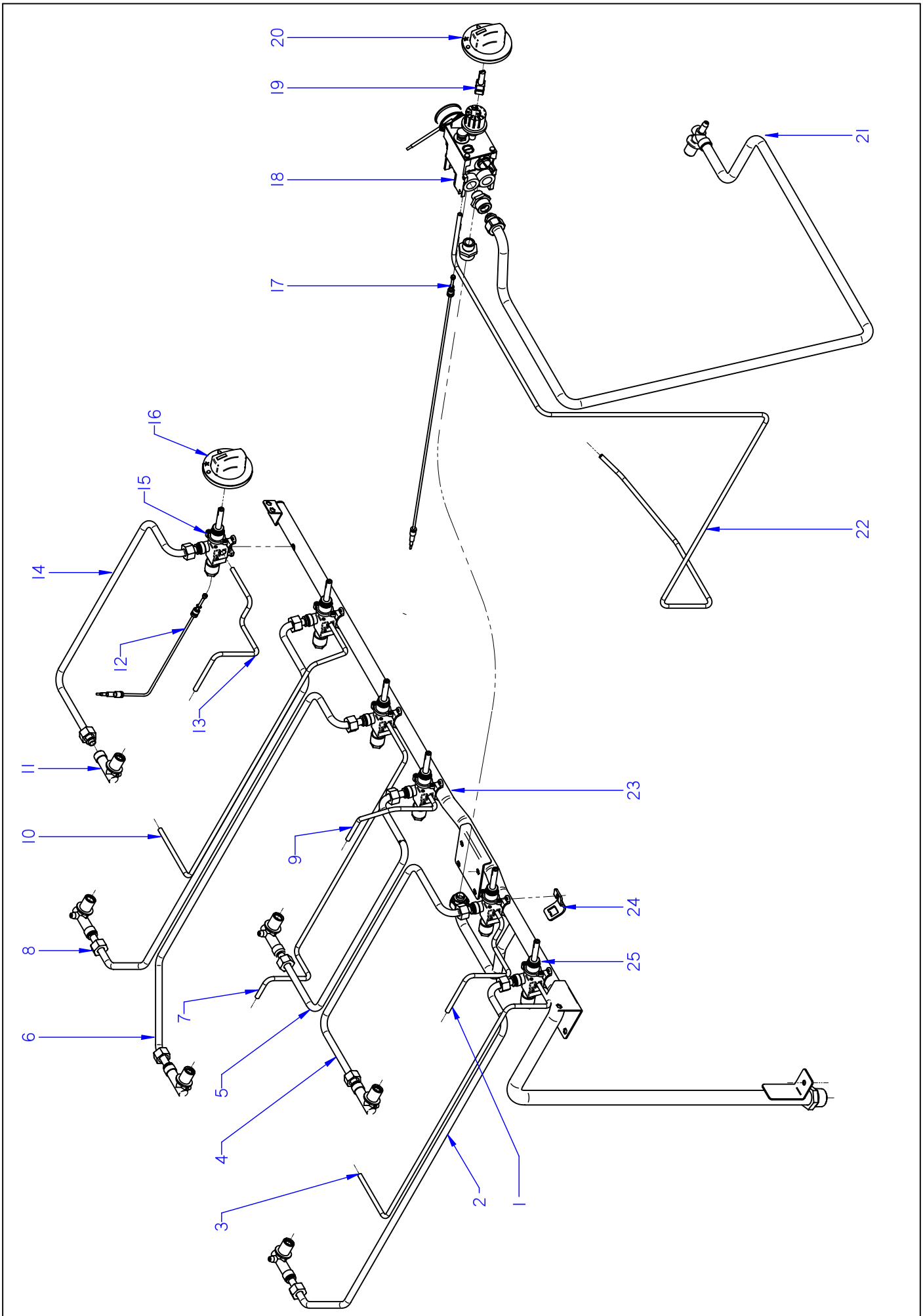

ITEM MARCADO EN COLOR = REPUESTO RECOMENDADO
COLOURED ITEM = RECOMMENDED SPARE PART

N plano	Firma	Fecha	Aparato		Lamina	
C-2072		2008-06	CONDUCCIONES Y GRIFOS	COCINA CGB7-61	3	Fagor Industrial S.Coop. Oñate FAGOR

MOD.	COCINAS	ZONA	CONDUCCIONES Y GRIFOS	PLANO	C-2072

ITEM	CODIGO	DENOMINACION	TEXTO	CGB7-61	CGB7-61H						NOTAS
1	U915022000	TUBO PILOTO ANTERIOR IZD G700	LEFT FRONT PILOT PIPE G700	1	1						
	U134323000	RACORD BICONO 6 958.031	BICONE CONNECTION 6 958.031	2	2						
2	U915010000	TUBO POSTERIOR IZQUIER. G700	LEFT REAR PIPE G700	1	1						
	Q306062000	ARANDELA Ø13,9X10,33x1,5	WASHER Ø13.9X10.33x1.5	2	2						
3	U915021000	TUBO PILOTO POSTERIOR IZDO.	LEFT REAR PILOT PIPE	1	1						
	U134323000	RACORD BICONO 6 958.031	BICONE CONNECTION 6 958.031	2	2						
4	U915016000	TUBO ANTERIOR IZQUIERDO G700	LEFT FRONT PIPE G700	1	1						
	Q306062000	ARANDELA Ø13,9X10,33x1,5	WASHER Ø13.9X10.33x1.5	2	2						
5	U915025000	TUBO ANTERIOR CENTRAL G700	CENTRAL FRONT PIPE G700	1	1						
	Q306062000	ARANDELA Ø13,9X10,33x1,5	WASHER Ø13.9X10.33x1.5	2	2						
6	U915027000	TUBO POSTERIOR CENTRAL G700	CENTRAL REAR PIPE G700	1	1						
	Q306062000	ARANDELA Ø13,9X10,33x1,5	WASHER Ø13.9X10.33x1.5	2	2						
7	U915029000	TUBO PILOTO POSTER. CENTRAL	REAR PILOT PIPE CENTRAL	1	1						
	U134323000	RACORD BICONO 6 958.031	BICONE CONNECTION 6 958.031	2	2						
8	U925001000	TUBO POSTERIOR DCHO CG7-61	RIGHT REAR PIPE G700	1	1						
	Q306062000	ARANDELA Ø13,9X10,33x1,5	WASHER Ø13.9X10.33x1.5	2	2						
9	U915009000	TUBO PILOTO ANTERIOR CENTR.	CENTRAL FRONT PILOT PIPE	1	1						
	U134323000	RACORD BICONO 6 958.031	BICONE CONNECTION 6 958.031	2	2						
10	U915023000	TUBO PILOTO POSTERIOR DCHO.	RIGHT REAR PILOT PIPE	1	1						
	U134323000	RACORD BICONO 6 958.031	BICONE CONNECTION 6 958.031	2	2						
11	U915014000	PORTATOBERAS HORNO	OVEN NOZZLE HOLDER	6	6						
	Q153002000	TORNILLO TAPON	CAP BOLT	6	6						
	U565011000	TUERCA GUIA	GUIDE NUT	7	7						
12	U222130000	TERMOPAR L=600	THERMOCOUPLE L=600	6	6						
13	U915024000	TUBO PILOTO ANTERIOR DCHO	RIGHT FRONT PILOT PIPE	1	1						
	U134323000	RACORD BICONO 6 958.031	BICONE CONNECTION 6 958.031	2	2						
14	U915019000	TUBO ANTERIOR DERECHO G700	RIGHT FRONT PIPE G700	1	1						
	Q306062000	ARANDELA Ø13,9X10,33x1,5	WASHER Ø13.9X10.33x1.5	2	2						
15	U912101000	GRIFO VALVULA CPMM18700/821	VALVE TAP CPMM18700/821	4	_						
16	H122101000	BOTON DE MANDO Ø8 G700	CONTROL BUTTON Ø8 G700	6	6						
17	U742131000	TERMOPAR L=1500 M9	THERMOCOUPLE L=1500 M9	1	1						

MOD.	COCINAS	ZONA	CONDUCCIONES Y GRIFOS	PLANO	C-2072

ITEM	CODIGO	DENOMINACION	TEXTO	CGB7-61	CGB7-61H						NOTAS
18	T982100000	VALVULA 630 EUR 630.343	VALVE 630 EUR 630.343	1	1						
	T982102000	TAPON 3/8 972.061	CAP 3/8 972.061	2	2						
	U875017000	MANGUITO R 3/8"-R1/2"	HOSE R 3/8"-R1/2"	2	2						
	Q306058000	ARANDELA Ø23,5X17,60X1,5	WASHER Ø23.5X17.60X1.5	2	2						
19	R062101000	EJE BOTON DE MANDO EUROSIT	CONTROL BUTTON SHAFT EURO	1	1						
	Q131560000	VARILLA ROSCADA M4x8 DIN913	THREADED ROD M4x8 DIN913	1	1						
20	U912105000	BOTON DE MANDO Ø 8 EUROSIT	CONTROL BUTTON Ø 8 EUROSI	1	1						
21	U925004000	SALIDA EUROSIT A HORNO COMPL	EUROSIT PIPE TO COMPL OVEN	1	1						
	Q306062000	ARANDELA Ø13,9X10,33x1,5	WASHER Ø13.9X10.33x1.5	2	2						
22	U925006000	TUBO PILOTO DESDE EUROSIT	PILOT PIPE	1	1						
	U134323000	RACORD BICONO 6 958.031	BICONE CONNECTION 6 958.031	2	2						
23	U915002000	DISTRIBUCION COM. 1 1/2 M G700	COMP DISTRIBUTION 1 1/2 M	1	1						
	Q221321000	REMACHE ROSCAD. NUTSERT M6	THREADED RIVET NUTSERT M6	2	2						
	Q221342000	REMACHE EXAGONAL M5	HEXAGONAL RIVET M5	2	2						
	Q152004000	TORNIL. APLASTADO M5X13 A 304	FLAT HEADED SCREW M5x13 A 3	2	2						
	Q012043000	TORNILLO EXAGONAL M6X20 A304	HEXAGONAL BOLT M6x20 A304	1	1						
	Q302022000	ARANDELA Ø16X6X1.2 A.304	WASHER 16X6X1.2 A.304	1	1						
24	U912104000	BRIDA AMARRE GRIFO 1/2"	TAP FASTENING FLANGE 1/2"	6	6						
	Q122032000	TORNILLO ALLEN M.5x15	ALLEN HEAD SCREW M.5x15	6	6						
25	U912109000	GRIFO 18700 BY-PASS 1,15	TAP 18700 BY-PASS 1.15	2	6						

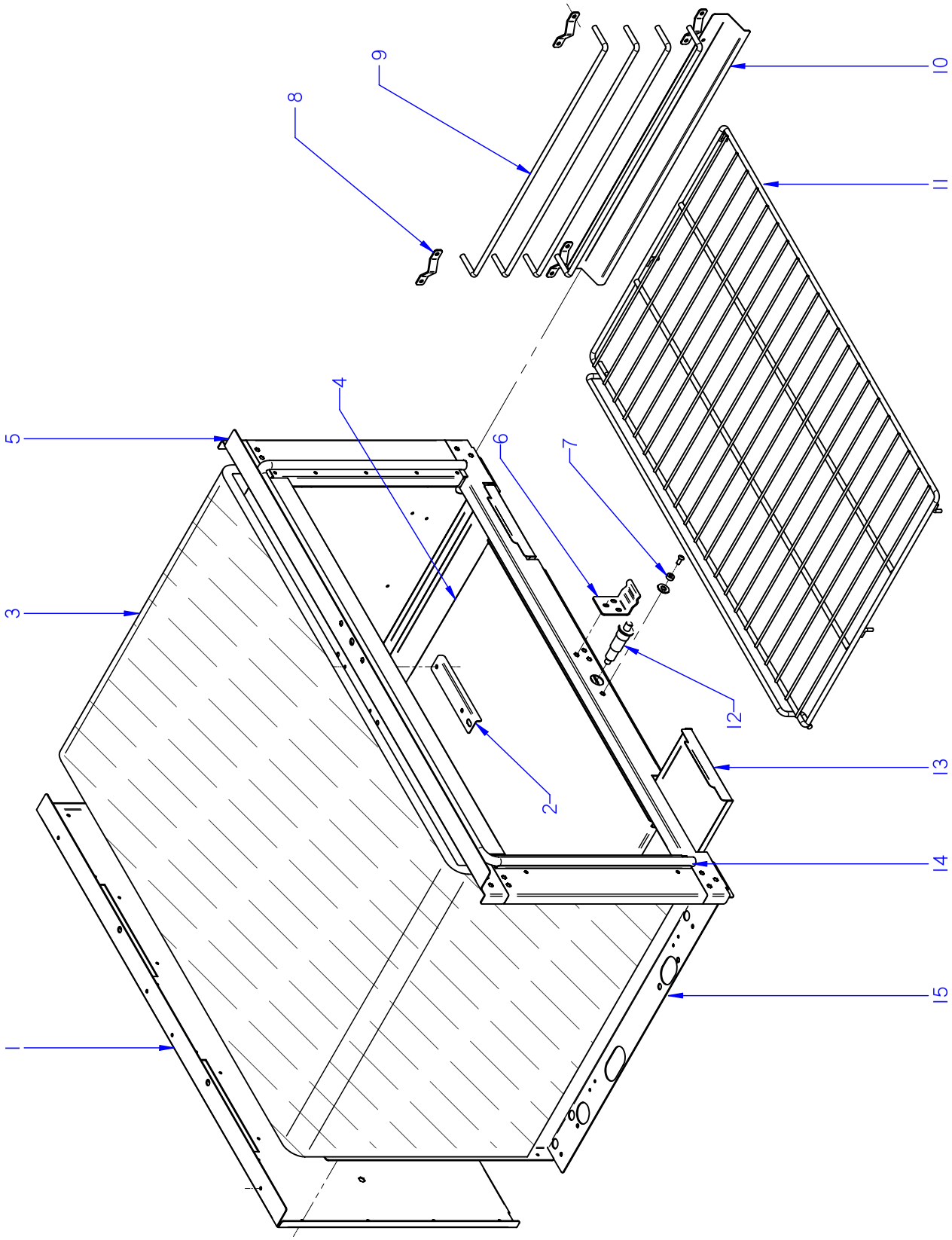

ITEM MARCADO EN COLOR = REPUESTO RECOMENDADO
COLOURED ITEM = RECOMMENDED SPARE PART

N plano	Firma	Fecha	Aparato		Lamina	
C-2073		2008-06	HORNO	COCINA CGB7-61	4	Fagor Industrial S.Coop. Oñate FAGOR

MOD.	COCINAS	ZONA	HORNO	PLANO	C-2073

ITEM	CODIGO	DENOMINACION	TEXTO	CGB7-61							NOTAS
1	U925602000	POSTERIOR HORNO CGB7-61	OVEN REAR CGB7-61	1							
	Q412000000	REMACHE TUBULAR 4 x 8	TUBULAR RIVET 4 x 8	14							
2	U925620000	SOPORTE BULBO COMPLETO	COMPLETE BULB SUPPORT	1							
	Q412000000	REMACHE TUBULAR 4 x 8	TUBULAR RIVET 4 x 8	2							
3	U925618000	AISLANTE 1790x645x20	INSULATION 1790x645x20	1							
4	U065665000	SOLERA DE HORNO	OVEN BASE	1							
5	U925605000	MARCO DE HORNO CGB7-61	OVEN FRAME CGB7-61	1							
	Q152004000	TORNIL. APLASTADO M5X13 A 304	FLAT HEADED SCREW M5x13 A 3	4							
	Q302022000	ARANDELA 16X6X1.2 A.304	WASHER 16X6X1.2 A.304	6							
	Q012043000	TORNILL. EXAGONAL M6X20 A.304	HEXAGONAL BOLT M6X10 A.304	6							
6	U060540000	ESCUADRA FIJAC. INFER. PUERTA	BRACKET FASTENING LOWER D	1							
	Q152004000	TORNIL. APLASTADO M5X13 A 304	FLAT HEADED SCREW M5x13 A 3	3							
	Q221304000	REMACHE ROSCA NUTSERT M5	THREADED RIVET NUTSERT M5	3							
7	U065632000	CASQUILLO DISTANCIADOR	SPACER BUSHING	1							
	Q152004000	TORNIL. APLASTADO M5X13 A 304	FLAT HEADED SCREW M5x13 A 3	1							
	Q221304000	REMACHE ROSCA NUTSERT M5	THREADED RIVET NUTSERT M5	1							
	Q302022000	ARANDELA 16X6X1.2 A.304	WASHER 16X6X1.2 A.304	1							
8	U065613000	ESCUADRA SOP. LAT. PARRILLAS	GRILLE SIDE SUPPORT BRACKE	8							
	Q412000000	REMACHE TUBULAR 4 x 8	TUBULAR RIVET 4 x 8	16							
9	U925608000	CONJUNTO SOPORTE PARRILLAS	GRILLE SUPPORT UNIT	2							
	Q222042000	REMACHE EXAGONAL M6	HEXAGONAL RIVET M6	4							
	Q151336000	TORNILLO SOPORTE GUIAS	GUIDE SUPPORT BOLT	4							
	Q302022000	ARANDELA 16X6X1.2 A.304	WASHER 16X6X1.2 A.304	4							
10	U065605000	TEJADILLO LATERAL	SIDE COVER	2							
	Q412000000	REMACHE TUBULAR 4 x 8	TUBULAR RIVET 4 x 8	8							
11	U065624000	CONJUNTO DE PARRILLA	GRILLE UNIT	1							
12	S113034000	PIEZOELECTRICO	PIEZOELECTRIC	1							
13	U065607000	RECOGEGRASAS LATERAL	SIDE OIL COLLECTION TRAY	2							
14	U955615000	JUNTA PUERTA HORNO	OVEN DOOR SEAL	1							
	Q412000000	REMACHE TUBULAR 4 x 8	TUBULAR RIVET 4 x 8	19							
15	U925601000	CUERPO HORNO CGB7-61	OVEN BODY CGB7-61	1							

MOD.	COCINAS	ZONA	VARIOS	PLANO	

ITEM	CODIGO	DENOMINACION	TEXTO	CGB7-61							NOTAS
	U746511000	FOLLETO INSTRUCCIONES CG700	INSTRUCTION LEAFLET CG700	1							ELIMINADO 17.12.08
	U916501000	FOLLETO INSTRUCCIONES CG700	INSTRUCTION LEAFLET CG700	1							INTRODUCIDO 17.12.08