
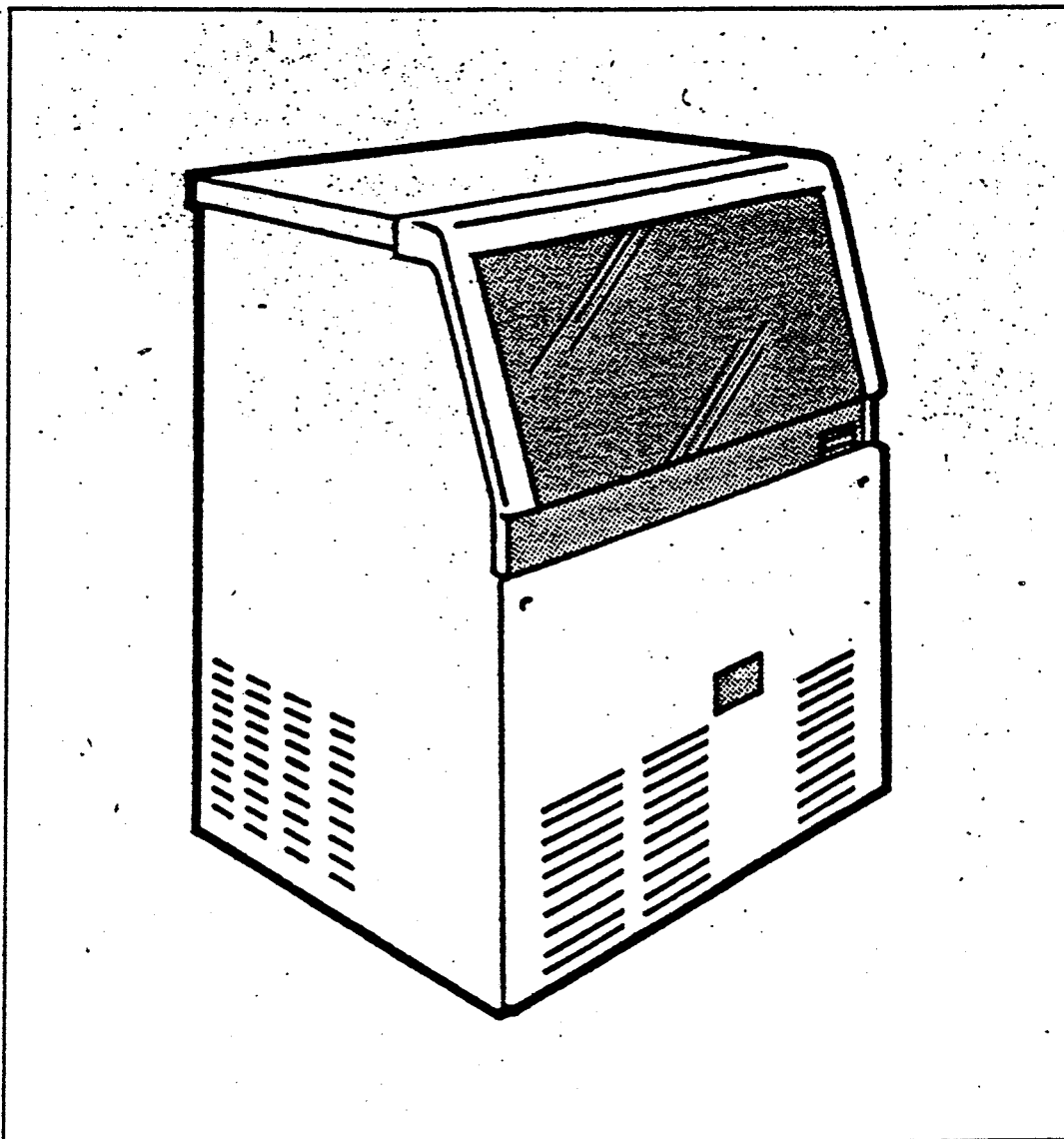


# ACM 125

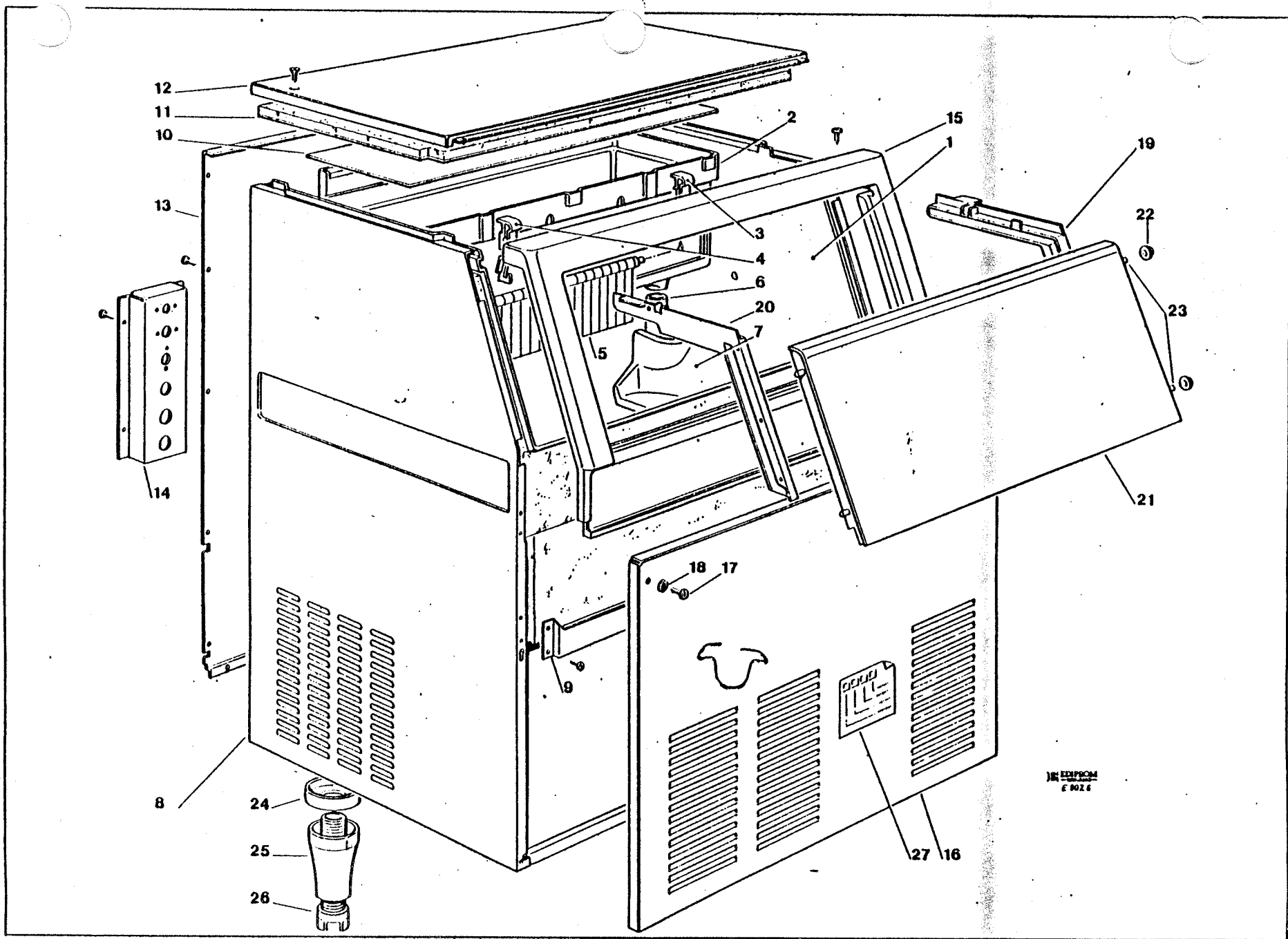
## Cuber with storage

Spare parts list  
Catalogo ricambi  
Catalogues pièces détachées  
Ersatzteilkatalog



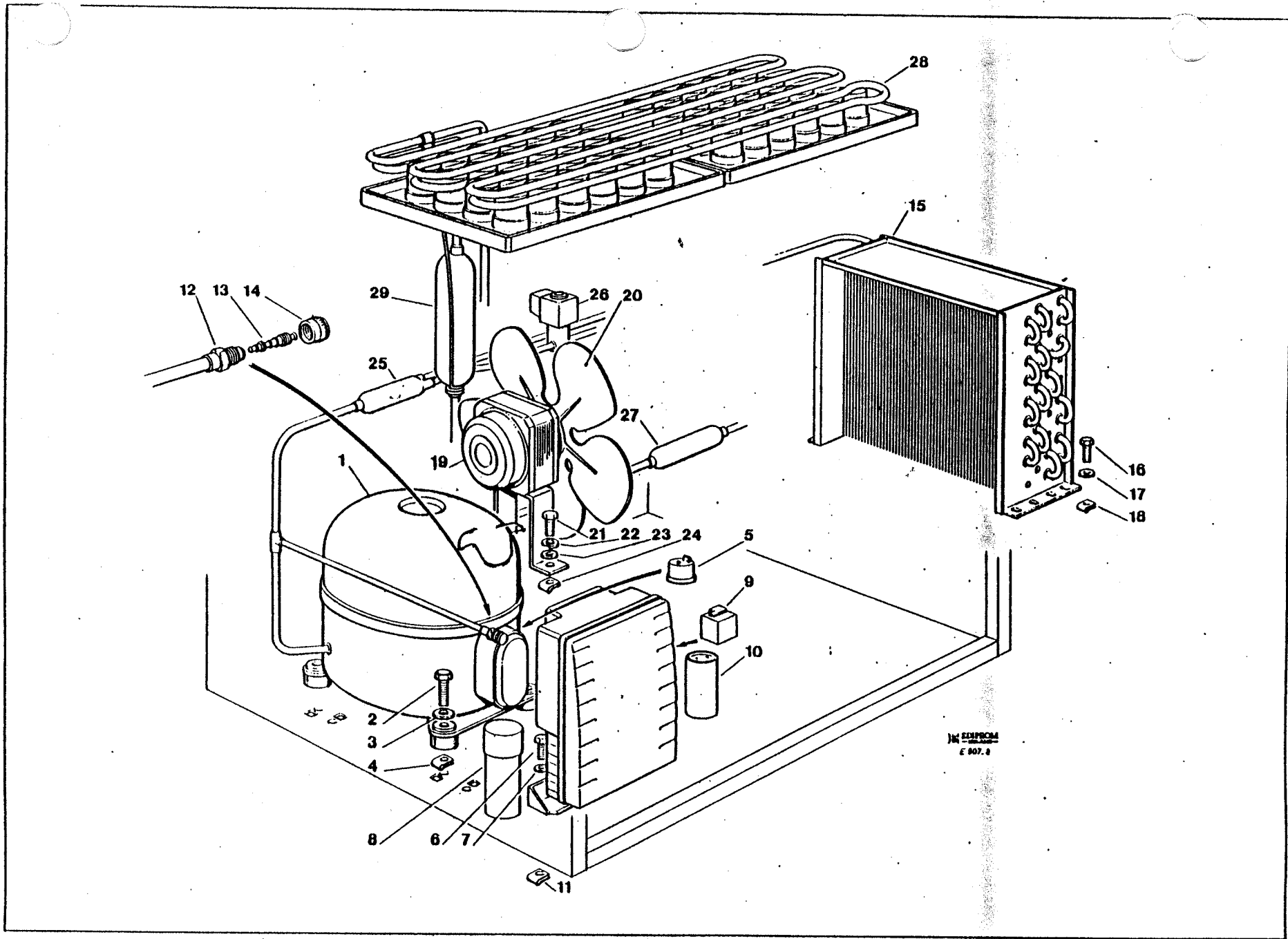
**SCOTSMAN®**

**ICE SYSTEMS**



## ACM 125 - UNIT PANELS - ASSIEME MOBILE - ENS. CARROSSERIE - MACHINE GEHAUSE

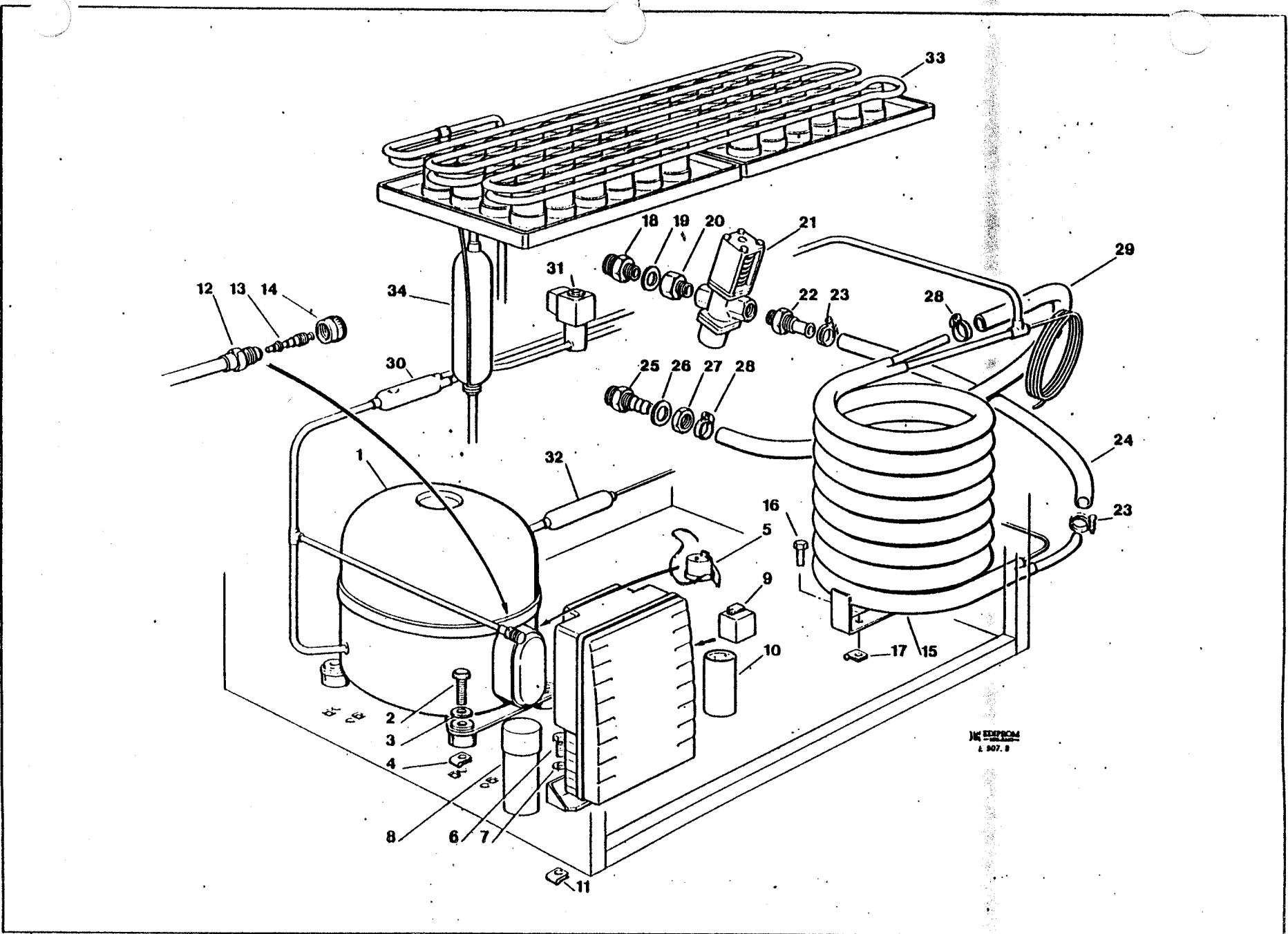
ITEM NO POS NO REF. NO REF. NO	PART NO CODICE REFERENCE STUECK NR	DESCRIPTION	DESCRIZIONE	DESIGNATION	BESCHREIBUNG
1	782060 07	INSULATED STORAGE BIN	ASSIEME CELLA ISOLATA	CABINE DE STOCKAGE ISOLEE	ISOLIEREISSPEICHER
2	660382 00	EVAPORATOR HCUSING	ALLOGGIAMENTO EVAPORATORE	CUVE - ÉVAPORATEUR	VERDAMPFER RAHMEN
3	660388 00	CURTAIN BRACKET RIGHT	SUPPORTO TENDINA DX	SUPPORT RIDEAU DROITE	JALOUSIE RECHTEHALTERUNG
4	660388 01	CURTAIN BRACKET LEFT	SUPPORTO TENDINA SX	SUPPORT RIDEAU GAUCHE	JALOUSIE LINKEHALTERUNG
5	784169 05	CURTAIN	TENDINA	RIDEAU	JALOUSIE
6	743112 01	PLASTIC PIPE	TUBO IN PLASTICA	TUYAU EN PLASTIQUE	PLASTIKROHR
7	660405 00	WATER RESERVOIR COVER	COPRICANALINO 	COUVERCLE RESERVOIR EAU	WASSERBECKENDECKEL
8	781307 10 781307 11	UNIT FRAME UNIT FRAME S.S.	ASSIEME TELAIO ASSIEME TELAIO ACCIAIO INOX	ENSAMBLE CHASSIS ENSAMBLE CHASSIS ACIER INOX	CHASSIS RAHMEN EDELSTHAL-CHASSIS REHMEN
9	702127 00	METAL BRACKET	SUPPORTO IN METALLO	SUPPORT METALLIQUE	METALLTRÄGER
10	741075 00	EVAPORATOR COVER	COPERCHIO EVAPORATORE	COUVERCLE ÉVAPORATEUR	VERDAMPFERDECKEL
11	794245 00	UPPER INSULATION	ISOLAMENTO SUPERIORE	ISOLATION SUPERIEUR	OBERE ISOLIERUNG
12	701798 00 701798 01	TOP PANEL TOP PANEL S.S.S	PANNELLO SUPERIORE PANNELLO SUPERIORE ACC. INOX	PANNEAU SUPERIEUR PANNEAU SUPERIEURE ACIER INOX	ABDECKHAUBE ABDECKHAUBE EDELSTAHL
13	701928 00 701928 01	REAR PANEL REAR PANEL S.S.	PANNELLO POSTERIORE PANNELLO POSTERIORE ACC. INOX	PANNEAU ARRIERE PANNEAU ARRIERE ACIER INOX	REUCKWAND REUCKWAND EDELSTAHL
14	701993 00 701993 01	METAL BRACKET FOR FITTINGS METAL BRACKET FOR FITTINGS S.S.	SUPPORTO ATTACCHI SUPPORTO ATTACCHI ACC. INOX	SUPPORT DE RACCORDEMENTS SUPPORT DE RACC. ACIER INOX	ANSCHLUSSTÜCKMETALLTRÄGER ANSCHLUSSTÜCKMETALLTRÄGER EDELSTAHL
15	782078 00	BIN DOOR FRAME ASSY	ASSIEME CORNICE SPORTELLO	ENS. ENCADREMENT PORTE CABINE	TÜRRAHMEN
16	701796 04 701796 05	FRONT PANEL FRONT PANEL S.S.	PANNELLO FRONTALE PANNELLO FRONTALE ACCIAIO INOX	PANNEAU AVANT PANNEAU AVANT ACIER INOX	VORDERWAND VORDERWAND EDELSTAHL
17	470002 05	SCREW	VITE	VIS	SCHRAUBE
18	440000 00	LOCK WASHER	RONDELLA DENTATA	RONDELLE	SCHEIBE
19	660523 00	RIGHT BIN DOOR GUIDE	GUIDA SPORTELLO DESTRA	GLISSIER DE PORTE DROITE	RECHTESPEICHERTUERGLEIT
20	660523 01	LEFT BIN DOOR GUIDE	GUIDA SPORTELLO SINISTRA	GLISSIER DE PORTE GAUCHE	LINKESPEICHERTUERGLEIT
21	782009 07	BIN DOOR ASSY	ASSIEME SPORTELLO	ENSAMBLE PORTE CABINE	SPEICHERTUER
22	660286 00	DOOR RUNNER - BUSHING	BUSSOLE DI SCORRIMENTO	BAGUE DE COULISSAGE PORTE	TUERGLEITBUCHSE
23	660351 01	BIN DOOR PIN	PERNO SPORTELLO	PIVOT PORTE CABINE	SPEICHERTURER STIFT
24	660516 00	LEG SOCKET COLLAR	COPRIGHIERA PIEDINI	COLLIER DE SOCLE PIEDS	FUESSENIPPELNRING
25	660257 00	LEG	PIEDINO	PIED	FUESSE
26	660258 00	LEG LEVELLER	VITE DI REGOLAZIONE	VIS DE REGLAGE DES PIEDS	NIVELLIERUNGSHUELSE
27	650624 00	LABEL	ADESIVO SEGNALETICO	ETIQUETTE	ETIKETT



LENZPROM  
E 807.8

**ACM 125 - REFRIGERANT SYSTEM AIR COOLED - SISTEMA REFRIGERANTE RAFFR. AD ARIA  
CIRCUIT FRIGORIFIQUE REFROID. PAR AIR - LUFTGEKÜHLT GEFRIERSYSTEM**

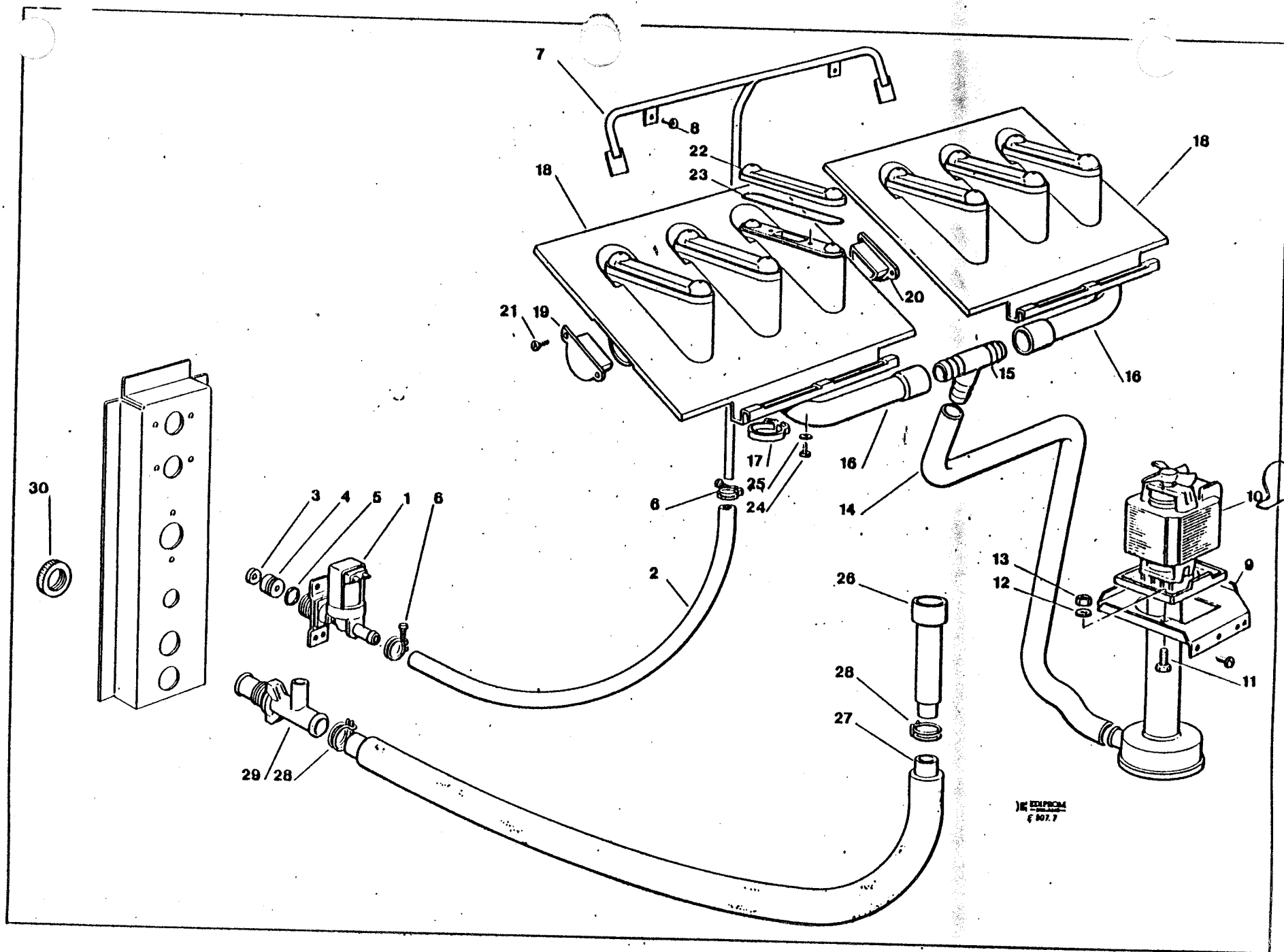
ITEM NO POS NO REP. NO REF. NO	PART NO CODICE REFERENCE STUECK NR	DESCRIPTION	DESCRIZIONE	DESIGNATION	BESCHREIBUNG
1	670000 04	COMPRESSOR ASSY	ASSIEME COMPRESSORE	ENSAMBLE COMPRESSEUR	KOMPRESSOR
2	470002 01	SCREW	VITE	VIS	SCHRAUBE
3	440088 00	WASHER	RONDELLA	RONDELLE	SCHEIBE
4	650407 01	METAL CLIP	DADO IN GABBIA	ECROU	MUTTER
5	620058 45	PROTECTOR	PROTETTORE	PROTECTEUR	SCHUTZGERAT
6	420000 22	SCREW	VITE	VIS	SCHRAUBE
7	440026 00	WASHER	RONDELLA	RONDELLE	SCHEIBE
8	620167 21	RUN CAPACITOR	CAPACITA DI MARCIA	CAPACITE PERMANENCE	BETRIEB KONDENSATOR
9	620168 11	START RELAY	RELE DI AVVIAMENTO	RELAIS DE DEMARRAGE	RELAIS
10	620167 22	START CAPACITOR	CAPACITA D'AVVIAMENTO	CAPACITE DE DEMARRAGE	START KONDENSATOR
11	650029 03	METAL CLIP	DADO IN GABBIA	ECROU	MUTTER
12	650109 00	VALVE BODY	CORPO VALVOLA	CORPS DE VANNE	VENTILGEHAUSE
13	670012 00	VALVE PISTON	PISTONCINO VALVOLA	PISTON	VENTILKOLBEN
14	650106 00	VALVE CAP	CAPPUCCIO VALVOLA	CAPUCHON DE VANNE	VENTILKLAPPE
15	620405 00	AIR COOLED CONDENSER	CONDENSATORE AD ARIA	CONDENSEUR A AIR	LUFTGEKÜLTE KONDENSATOR
16	420000 23	SCREW	VITE	VIS	SCHRAUBE
17	440084 00	WASHER	RONDELLA	RONDELLE	SCHEIBE
18	650029 03	METAL CLIP	DADO IN GABBIA	ECROU	MUTTER
19	620003 22	FAN MOTOR	MOTORE VENTILATORE	MOTEUR VENTILATEUR	LUFTER MOTOR
20	620007 07	FAN BLADE	VENTOLA	HELICE	FLUEGEL
21	420000 23	SCREW	VITE	VIS	SCHRAUBE
22	440084 00	WASHER	RONDELLA	RONDELLE	SCHEIBE
23	440026 00	LOCK WASHER	RONDELLA SPACCATA	RONDELLE	SCHEIBE
24	650029 03	METAL CLIP	DADO IN GABBIA	ECROU	MUTTER
25	630020 01	MECHANICAL FILTER	FILTRO MECCANICO	FILTRE MECHANIQUE	MECHANISCH FILTERN
26	620306 26 620306 28	HOT GAS VALVE ASSY HOT GAS VALVE COIL	ASSIEME VALVOLA GAS CALDO BOBINA VALVOLA GAS CALDO	ENSAMBLE VANNE GAZ CHAUD BOBINE VANNE GAZ CHAUD	HEISSGAZ VENTIL HEISSGAZ VENTIL SPULE
27	630003 03	DRIER	FILTRO DEUMIDIFICATORE	FILTRE DESHYDRATEUR	TROCKNER
28	784263 00	EVAPORATOR ASSY	ASSIEME EVAPORATORE	ENSAMBLE ÉVAPORATEUR	VERDAMPFEREINHEIT
29	784253 04	SUCTION LINE/ACCUMULATOR	ACCUMUL. E LINEA ASPIRAZIONE	ENS. ASPIRATION/ACCUMULATEUR	SAMMLER UND SAUGLEITUNGEN



100 1000000  
1 907. 8

**ACM 125 - REFRIGERANT SYSTEM WATER COOLED - SISTEMA REFRIGERANTE RAFFR. AD ACQUA**  
**CIRCUIT FRIGORIFIQUE REFROID. PAR EAU - WASSERGEKÜHLT GEFRIERSYSTEM**

ITEM NO POS NO REP. NO REF. NO	PART NO CODICE REFERENCE STUECK NR	DESCRIPTION	DESCRIZIONE	DESIGNATION	BESCHREIBUNG
1	670000 04	COMPRESSOR ASSY	ASSIEME COMPRESSORE	ENSAMBLÉ COMPRESSEUR	KOMPRESSOR
2	470002 01	SCREW	VITE	VIS	SCHRAUBE
3	440088 00	WASHER	RONDELLA	RONDELLE	SCHEIBE
4	650407 01	METAL CLIP	DADO IN GABBIA	ECROU	MUTTER
5	620058 45	PROTECTOR	PROTETTORE	PROTECTEUR	SCHUTZGERAT
6	420000 22	SCREW	VITE	VIS	SCHRAUBE
7	440026 00	WASHER	RONDELLA	RONDELLE	SCHEIBE
8	620167 21	RUN CAPACITOR	CAPACITA DI MARCIA	CAPACITE PERMANENCE	BETRIEB KONDENSATOR
9	620168 11	START RELAY	RELE DI AVVIAMENTO	RELAIS DE DEMARRAGE	RELAIS
10	620167 22	START CAPACITOR	CAPACITA D'AVVIAMENTO	CAPACITE DE DEMARRAGE	START KONDENSATOR
11	650029 03	METAL CLIP	DADO IN GABBIA	ECROU	MUTTER
12	650109 00	VALVE BODY	CORPO VALVOLA	CORPS DE VANNE	VENTILGEHAUSE
13	670012 00	VALVE PISTON	PISTONCINO VALVOLA	PISTON	VENTILKOLBEN
14	650106 00	VALVE CAP	CAPPUCCIO VALVOLA	CAPUCHON DE VANNE	VENTILKLAPPE
15	620389 00	WATER COOLED CONDENSER	CONDENSATORE AD ACQUA	CONDENSEUR A EAU	WASSERGEKÜHLT KONDENSATOR
16	420000 23	SCREW	VITE	VIS	SCHRAUBE
17	650029 03	METAL CLIP	DADO IN GABBIA	ECROU	MUTTER
18	400053 00	NUT	DADO	ECROU	MUTTER
19	400052 00	FIBER WASHER	RONDELLA IN FIBRA	RONDELLE EN FIBRE	FIBER SCHEIBE
20	733204 00	WATER INLET FITTING	RACCORDO INGRESSO ACQUA	RACCORD ARRIVÉE D'EAU	WASSER EINLAUFSTÜCK
21	620111 00	WATER REGULATING VALVE	VALVOLA PRESSOSTATICA	VANNE A EAU PRESSOSTATIQUE	WASSERREGLERVENTIL
22	733094 03	REGULATING VALVE OUTLET FITTING	RACCORDO USCITA VALVOLA PRESS.	RACCORD SORTIE VANNE PRESS.	WASSERREGLER ABFLUSSSTUECK
23	460017 00	CLAMP	FASCETTA	COLLIER	SHELLE
24	281900 01	PLASTIC TUBE PER METER	TUBO IN PLASTICA-PER METRO	TUYAU EN PLASTIQUE-POUR METRE	PLASTIK ROHR-PRO METER
25	660291 00	WATER DRAIN FITTING	RACCORDO SCARICO ACQUA	RACCORD ÉVACUATION EAU	WASSERABFLUSSSCHLAUCH
26	400031 00	FIBER WASHER	RONDELLA IN FIBRA	RONDELLE EN FIBRE	FIBER SCHEIBE
27	400030 01	NUT	DADO	ECROU	MUTTER
28	460017 00	CLAMP	FASCETTA	COLLIER	SHELLE
29	281900 01	PLASTIC TUBE PER METER	TUBO IN PLASTICA-PER METRO	TUYAU EN PLASTIQUE-POUR METRE	PLASTIK ROHR-PRO METER
30	630020 01	MECHANICAL FILTER	FILTRO MECCANICO	FILTRE MECANIQUE	MECHANISCH FILTERN
31	620306 26 620306 28	HOT GAS VALVE ASSY HOT GAS VALVE COIL	ASS. VALVOLA GAS CALDO BOBINA VALVOLA GAS CALDO	ENS. VANNE GAZ CHAUD BOBINE VANNE GAZ CHAUD	HEISSGAZ VENTIL HEISSGAZ VENTIL SPULE
32	620003 03	DRIER	FILTRO DEUMIDIFICATORE	FILTRE DESHYDRATEUR	TROCKNER
33	784263 00	EVAPORATOR ASSY	ASSIEME EVAPORATORE	ENSAMBLE ÉVAPORATEUR	VERDAMPFEREINHEIT
34	784253 04	SUCTION LINE/ACCUMULATOR	ACCUMUL. E LINEA ASPIRAZIONE	ENS. ASPIRATION/ACCUMULATEUR	SAMMLER UND SAUGLEITUNGEN

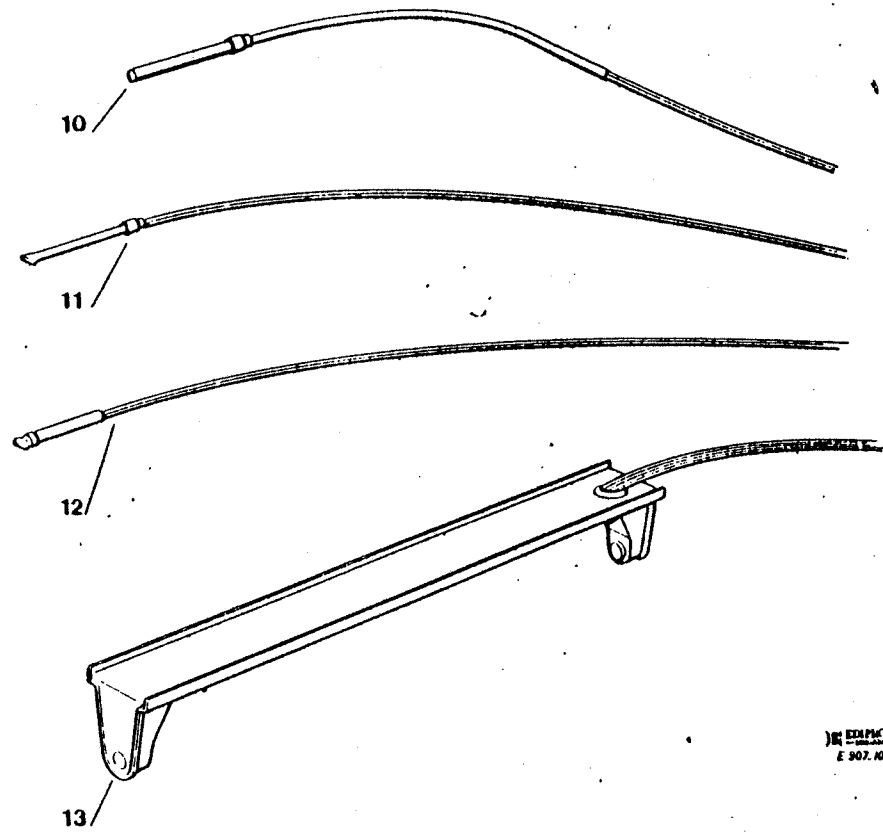


INSTRON  
E 807.7

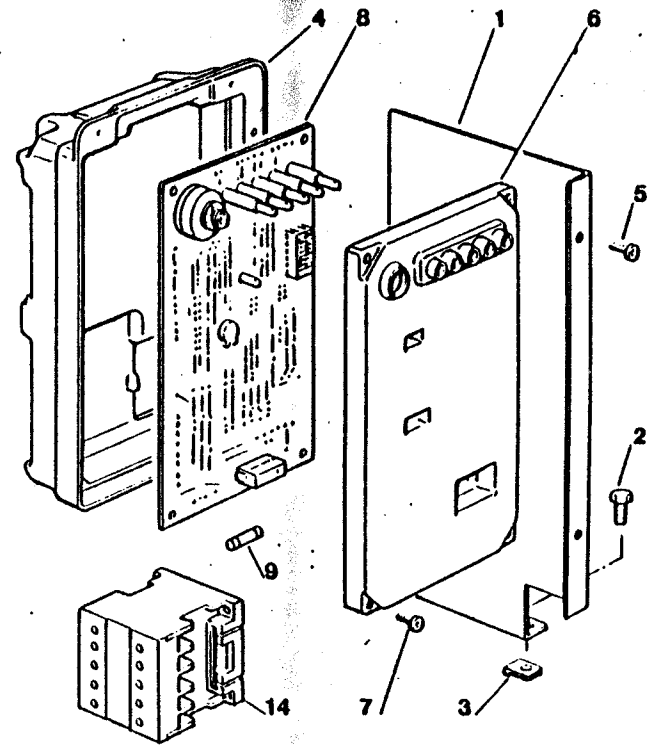


**ACM 125 - WATER SYSTEM - CIRCUITO IDRAULICO - CIRCUIT HYDRAULIQUE - WASSER SYSTEM**

ITEM NO POS NO REP. NO REF. NO	PART NO CODICE REFERENCE STUECK NR	DESCRIPTION	DESCRIZIONE	DESIGNATION	BESCHREIBUNG
1	650105 00	WATER INLET VALVE	VALVOLA INGRESSO ACQUA	VANNE ARRIVÉE D'EAU	WASSEREINLAUFVENTIL
2	291900 01	WATER INLET TUBE-PER METER	TUBO INGRESSO ACQUA-PER METRO	TUYAU ARRIVÉE D'EAU-POUR METRE	WASSEREINLAUFROHR-PRO METER
3	640022 00	FLOW CONTROL	CONTROLLO DI FLUSSO	CONTRÔLE DE DEBIT	DURCHFLUSSREGLER
4	733185 00	FLOW CONTROL BODY	CORPO CONTROLLO DI FLUSSO	CORPS CONTRÔLE DE DEBIT	DURCHFLUSSREGLER GEHAUSE
5	640110 00	O RING	GUARNIZIONE OR	JOINT TORIQUE	SIMMER RING
6	460017 00	CLAMP	FASCETTA	COLLIER	SHELLE
7	660537 00	WATER DISTRIBUTOR TUBE	TUBO DISTRIBUTORE D'ACQUA	TUYAU DISTRIBUTEUR EAU	WASSERVERTEILERROHR
8	470010 00	SCREW	VITE	VIS	SCHRAUBE
9	723079 00	PUMP MOTOR BRACKET	SUPPORTO POMPA	SUPPORT METALLIQUE POMPE	PUMPENTRÄGER
10	793113 03	WATER PUMP ASSY	ASSIEME POMPA	ENSAMBLE POMPE A EAU	WASSER PUMPE
11	420102 00	SCREW	VITE	VIS	SCHRAUBE
12	440015 05	WASHER	RONDELLA	RONDELLE	SCHLEIBE
13	430034 00	NUT	DADO	ECROU	MUTTER
14	610155 00	WATER TUBE - PUMP TO SPRAY SYSTEM	TUBO MANDATA POMPA	TUYAU - POMPE PLAQUE D'ARROSAGE	SCHLAUCH PUMPE - SPRUHSYSTEM
15	610053 02	T FITTING	RACCORDO A T	RACCORD A T	T STÜCK
16	610156 00	TUBE - T SPRAY SYSTEM	TUBO - T PIASTRA SPRUZZANTE	TUYAU - T PLAQUE D'ARROSAGE	ROHR - T SPRUHSYSTEM
17	650499 01	PLASTIC CLAMP	FASCETTA IN PLASTICA	COLLIER EN PLASTIQUE	PLASTIK SHELLE
18	793129 01	SPRAY PLATEN ASSY	ASSIEME PIASTRA SPRUZZANTE	ENS. PLAQUE PULVERISATION EAU	SPRUHSYSTEM EINHEIT
19	660520 03	PLASTIC PLUG	TAPPO IN PLASTICA	BOUCHON EN PLASTIQUE	PLASTIK VERSTOPFEN
20	660520 02	PLASTIC PLUG	TAPPO IN PLASTICA	BOUCHON EN PLASTIQUE	PLASTIK VERSTOPFEN
21	470017 00	SCREW	VITE	VIS	SCHRAUBE
22	660519 01	PLASTIC COVER	COPERCHIO IN PLASTICA	COUVERCLE EN PLASTIQUE	PLASTIK DECKEL
23	640041 20	O RING	GUARNIZIONE OR	JOINT TORIQUE	SIMMER RING
24	470017 00	SCREW	VITE	VIS	SCHRAUBE
25	441001 06	WASHER	RONDELLA	RONDELLE	SCHLEIBE
26	660387 00	OVERFLOW STAND PIPE	TUBO TROPPO PIENEO	TUYAU TROP PLEIN	UEBERLAUFROHR
27	610148 07	WATER DRAIN TUBE	TUBO SCARICO ACQUA	TUYAU ÉVACUATION EAU	ABFLUSSROHR
28	460004 00	CLAMP	FASCETTA	COLLIER	SHELLE
29	660224 00	DRAIN T FITTING	RACCORDO DI SCARICO	RACCORD T D'ÉVACUATION	T STÜCK
30	660535 00	PLASTIC RING NUT	GHIERA IN PLASTICA	COLLIER DE SERRAGE EN PLASTIQUE	PLASTICK RING MUTTER



EDIPACOM  
E 307.10



**ACM 125 - P.C. BOARD AND SENSOR ASSY - SCHEDA ELETTRONICA E SENSORI -ENS. CARTE ELECTRIQUE ET DETECTEURS  
ELEKTRONISCHE KARTE UND TEMPERATURFUEHLERENHEIT**

ITEM NO POS NO REP. NO REF. NO	PART NO CODICE REFERENCE STUECK NR	DESCRIPTION	DESCRIZIONE	DESIGNATION	BESCHREIBUNG
1	725028 00	METAL BRACKET	SUPPORTO IN METALLO	SUPPORT METALLIQUE	METALTRÄGER
2	420000 23	SCREW	VITE	VIS	SCHRAUBE
3	650029 03	METAL CLIP	DADO IN GABBIA	ECROU	MUTTER
4	PA6396 00	CONTROL BOX	SCATOLA ELETTRICA	BOITE ELECTRIQUE	SCHALT SCHRANK
5	470088 00	SCREW	VITE	VIS	SCHRAUBE
6	PA8069 00	CONTROL BOX COVER	COPERCHIO SCATOLA ELETTRICA	COUVERCLE BOITE DE COMMANDE	SCHALTSCHRANK DECKEL
7	470000 07	SCREW	VITE	VIS	SCHRAUBE
8	620403 01	P. C. BOARD ASSY	ASSIEME SCHEDA ELETTRONICA	ENSAMBLE CARTE ELECTRONIQUE	GEDRUCKTESCHALTUNG
9	630015 09	FUSE	FUSIBILE	FUSIBLE	SCHMELZSICHERUNG
10	620404 00	EVAPORATOR TEMP. SENSOR.	SENSORE TEMP. EVAPORATORE	CAPTEUR TEMP. ÉVAPORATEUR	VERDAMPFERTEMPERATURFUEHLER
11	620404 01	CONDENSER TEMP. SENSOR	SENSORE TEMP. CONDENSATORE	CAPTEUR TEMP. CONDENSEUR	KONDENSATORTEMPERATURFUEHLER
12	620404 02	AMBIENT TEMP. SENSOR	SENSORE TEMP. AMBIENTE	CAPTEUR TEMP. AMBIANCE	RAUMTEMPERATURFUEHLER
13	783167 01	ICE LEVEL CONTROL ASSY	ASS. CONTR. LIVELLO GHIACCIO	ENS. DETECTEUR NIVEAU GLACE	EISNIVEAUFUEHLERENHEIT
14	630119 02	CONTACTOR	TELERUTTORE	CONTACTEUR	SCHALTSCHÜTZ

3

ACM 125 - COMPRESSOR CHART - TABELLA COMPRESSORI - TABLEAU COMPRESSEUR - KOMPRESSOR KARTE

MODEL MODELLO MODELE MODELL	VOLTS TENSIONE TENSION SPANNUNG	COMPRESSOR MODEL MOD. COMPRESSORE TYPE COMPRESSEUR KOMPRESSOR TYP	COMPRESSOR COMPRESSORE COMPRESSEUR KOMPRESSOR	RELAY RELÉ RELAIS RELAIS	PROTECTOR PROTETTORE PROTECTEUR SCHUTZGERAT	START CAPACITOR CAPACITA D'AVV. CAPACITE DE DEMARRAGE START KONDENSATOR	RUN CAPACITOR CAPACITA DI MARCIA CAPACITE PERMANENCE BETRIEB KONDENSATOR
ACM 125	115/60/1	U.H. AE 5465 E	670000 05	620168 11	620058 50	620167 22	620167 21
ACM 125	230/60/1	U.H. AE 5465 E	670000 06	620168 14	620058 51	620167 22	620167 21
ACM 125	220/50/1	U.H. AE 5465 E	670000 04	620168 11	620058 45	620167 22	620167 21

ACM 125 - ELECTRIC COMPONENTS CHART - TABELLA COMPONENTI ELETTRICI  
TABLEAU COMPOSANTS ELECTRIQUE - ELEKTRISCHEKARTE

MODEL MODELLO MODELE MODELL	VOLTS TENSIONE TENSION SPANNUNG	CONTACTOR TELERUTTORE CONTACTEUR SCHALTSCHÜTZ	WATER PUMP POMPA POMPE A EAU WASSER PUMPE	FAN MOTOR ONLY MOTORE VENTILATORE MOTEUR VENTILATEUR LUFTER MOTOR	WATER INLET VALVE VALV. INGR. ACQUA V.E.M. ARRIVÉE EAU WASSEREIN.VENTIL.	HOT GAS VALVE COIL BOBINA VALVOLA GAS CALDO BOBINE V.E.M. GAZ CHAUDS HEISSGAZ VENTIL. SPULE	P.C. BOARD SCHEDA ELETTRONICA CARTE ELECTRONIQUE ELEKTRONISCHE KARTE
ACM 125	115/60/1	630124 07	793113 04	620003 23	650105 01	620306 17	620403 02
ACM 125	230/60/1	630119 02	793113 05	620003 22	650105 00	620306 28	620403 01
ACM 125	220/50/1	630119 02	793113 03	620003 22	650105 00	620306 28	620403 01