DESPIECE TECNICO

Sarten basculante eléctrica
Electric tilting Bratt Pan
Sauteuse basculante électriques
Elektro-kippbratpfannen
Brasiere electriche
Fritadeira baculante Elétrica

GAMA 900

Modelos:

SBE9-10
SBE9-10 I
SBE9-10 M
SBE9-10 I M
SBE9-15 I M

Marzo 2009 March

Revisado Marzo 2014 March Revised

FAGOR

FAGOR INDUSTRIAL

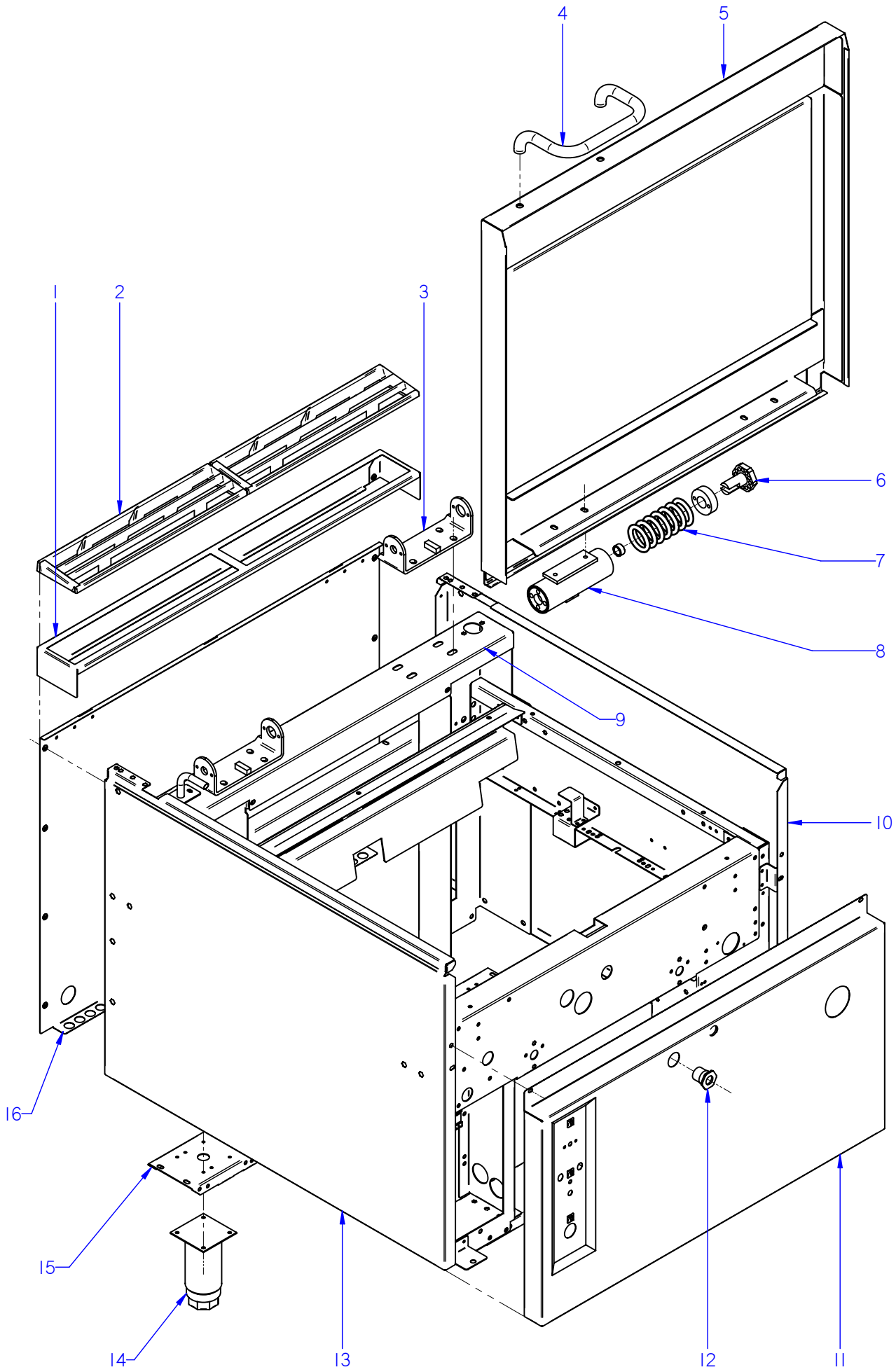

ITEM MARCADO EN COLOR = REPUESTO RECOMENDADO
COLOURED ITEM = RECOMMENDED SPARE PART

N plano	Firma	Fecha	Aparato	MUEBLE	Lamina	
C-2180		2009-03	SARTEN BASCULANTE G-900		1	Fagor Industrial S.Coop. FAGOR Oñate

MOD.	SARTEN BASCULANTE		ZONA	MUEBLE							PLANO	C-2180
ITEM	CODIGO	DENOMINACION	TEXTO	SBE9-10 SBE9-10 M	SBE9-10 S SBE9-10 MS	SBE9-15 M	SBE9-15 MS					NOTAS
1	R205439000	SOPORTE EMBELLECEDOR 1M	TRIM SUPPORT 1M	1	1	_	_					
1	R205440000	SOPORTE EMBELLECEDOR 1,5M	1.5 M TRIM SUPPORT	_	_	1	1					
	Q419005000	REMACHE 4x8 ALMG3 / ALUMINIO	RIVET 4X8 ALMG3 / ALUMINIUM	2	2	2	2					
2	R205425000	EMBELLECEDOR ESMALTE	ENAMEL TRIM	2	2	3	3					
3	X286102000	SOPORTE BISAGRA COMPLETA	COMPLETE HINGE SUPPORT	2	2	2	2					ELIMINA. 03.05.10
3	X086106000	SOPORTE BISAGRA COMPLETA	COMPLETE HINGE SUPPORT	2	2	2	2					INTROD. 03.05.10
	Q012053000	TORNILLO EXAGONAL M8x20 A304	HEXAGONAL BOLT M8x20 A304	8	8	8	8					
	Q262050000	ARANDELA GROW. A8 A304	WASHER GROW. A8 A304	8	8	8	8					
	Q232050000	ARANDELA A8	WASHER A8	8	8	8	8					
	Q162050000	TUERCA EXAGONAL M8x1 INOX.	HEXAGONAL NUT M8x1 INOX.	8	8	8	8					
4	S036123000	ASA DE TAPA	COVER HANDLE	1	1	1	1					
	X152809000	TORNILLO SUJEC. ASA DE TAPA	LID HANDLE FASTENING BOLT	2	2	2	2					
	Q302027000	ARANDELA 25x6x8,4x2	WASHER 25X6X8.4X2	2	2	2	2					
5	X022825000	TAPA COMPLETA GAMA 900 1M	LID COMPLETE RANGE 900 1M	1	1	_	_					ELIMINA. 13.01.14
5	12098814	TAPA COMPLETA GAMA 900 1M	LID COMPLETE RANGE 900 1M	1	1	_	_					INTROD. 13.01.14
5	X082813000	TAPA COMPLETA GAMA 900 1,5M	LID COMPLETE RANGE 900 1.5M	_	_	1	1					ELIMINA. 13.01.14
5	12098812	TAPA COMPLETA GAMA 900 1,5M	LID COMPLETE RANGE 900 1.5M	_	_	1	1					INTROD. 13.01.14
	Q012051000	TORNILLO EXAGONAL M8x10	HEXAGONAL BOLT M8x10	4	4	4	4					
6	S116120000	TENSOR MUELLE	TENSIONING SPRING	2	2	2	2					
	Q012042000	TORNILLO EXAGONAL M6x15	HEXAGONAL BOLT M6x15	4	4	4	4					
	Q262040000	ARANDELA GROW. A6 A304	WASHER GROW. A6 A304	4	4	4	4					
	S116118000	CASQUILLO	BUSHING	2	2	2	2					
7	S116121000	RESORTE TAPA 07199	SPRING COVER 07199	2	2	2	2					
8	X156101000	BISAGRA COMPLETA	COMPLETE HINGE	2	2	2	2					
	S116126000	COJINETE CILINDRICO	CYLINDRICAL BEARING	2	2	2	2					
	S116119000	GIRO DE ASA	HANDLE ROTATION	2	2	2	2					
	Q012041000	TORNILLO EXAGONAL M6x10 A304	HEXAGONAL BOLT M6x10 A304	4	4	4	4					
9	X020108000	CUBIERTA PUENTE	BRIDGE COVERING	1	1	_	_					
9	X080103000	CUBIERTA PUENTE G.900 1.5M	BRIDGE COVERING G.900 1.5M	_	_	1	1					
	Q411302000	REMACHE MONOBOLT Ø6.35	MONOBOLT RIVET D6.35	6	6	6	6					
	Q221342000	REMACHE EXAGONAL M5	HEXAGONAL RIVET M5	2	2	2	2					

MOD.	SARTEN BASCULANTE	ZONA	MUEBLE	PLANO	C-2180

ITEM	CODIGO	DENOMINACION	TEXTO	SBE9-10 SBE9-10 M	SBE9-10 S SBE9-10 MS	SBE9-15 M	SBE9-15 MS					NOTAS
10	X042804000	PANEL LATERAL DERECHO	RIGHT SIDE PANEL	1	_	1	_					
10	X022818000	PANEL LATERAL DERECHO SUSP.	SUSP. RIGHT SIDE PANEL	_	1	_	1					
	Q221343000	REMACHE EXAGONAL M6	HEXAGONAL RIVET M6	11	_	11	_					
	Q012042000	TORNILLO EXAGONAL M6x15	HEXAGONAL BOLT M6x15	4	_	4	_					
	Q262040000	ARANDELA GROW. A6 A304	WASHER GROW. A6 A304	4	_	4	_					
	Q221342000	REMACHE EXAGONAL M5	HEXAGONAL RIVET M5	3	3	3	3					
	Q152004000	TORNILLO APLASTADO M5x13	FLAT HEAD SCREW M5X13	1	1	1	1					
	Q162030000	TUERCA EXAGONAL M5	HEXAGONAL NUT M5	_	1	_	1					
11	X022829000	PANEL FRONTAL SBG9-10	FRONT PANEL SBG9-10	_	_	_	_					
11	X022830000	PANEL FRONTAL SBG9-10 M	FRONT PANEL SBG9-10 M	_	_	_	_					MOTORIZADA
11	X042810000	PANEL FRONTAL SBE9-10	FRONT PANEL SBE9-10	1	1	_	_					
11	X042809000	PANEL FRONTAL SBE9-10 M	FRONT PANEL SBE9-10 M	1	1	_	_					MOTORIZADA
11	X082814000	PANEL FRONTAL SBG9-15	FRONT PANEL SBG9-15	_	_	_	_					
11	X082815000	PANEL FRONTAL SBE9-15	FRONT PANEL SBE9-15	_	_	1	1					
	Q152004000	TORNILLO APLASTADO M5X13	FLAT HEAD SCREW M5X13	2	2	2	2					
	Q012042000	TORNILLO EXAGONAL M6x15	HEXAGONAL BOLT M6x15	2	2	2	2					
	Q262040000	ARANDELA GROW. A6 A304	WASHER GROW. A6 A304	2	2	2	2					
12	S112804000	EMBELLECEDOR TUBO	PIPE TRIM	_	_	_	_					
13	X042803000	PANEL LATERAL IZQUIERDO	LEFT SIDE PANEL	1	_	1	_					
13	X022817000	PANEL LATERAL IZQUIERDO SUSP.	SUSP. LEFT SIDE PANEL	_	1	_	1					
	Q221343000	REMACHE EXAGONAL M6	HEXAGONAL RIVET M6	11	_	11	_					
	Q012042000	TORNILLO EXAGONAL M6x15	HEXAGONAL BOLT M6x15	4	_	4	_					
	Q262040000	ARANDELA GROW. A6 A304	WASHER GROW. A6 A304	4	_	4	_					
	Q221342000	REMACHE EXAGONAL M5	HEXAGONAL RIVET M5	3	3	3	3					
	Q152004000	TORNILLO APLASTADO M5x13	FLAT HEAD SCREW M5X13	1	1	1	1					
	Q162030000	TUERCA EXAGONAL M5	HEXAGONAL NUT M5	_	1	_	1					
14	X260151000	PATA REGULABLE	ADJUSTABLE LEG	4	_	4	_					
	Q411304000	REMACHE AVIBULB Ø 4,8	AVIBULB RIVET Ø 4.8	16	_	16	_					

MOD.	SARTEN BASCULANTE		ZONA	MUEBLE							PLANO	C-2180
ITEM	CODIGO	DENOMINACION	TEXTO	SBE9-10 SBE9-10 M	SBE9-10 S SBE9-10 MS	SBE9-15 M	SBE9-15 MS					NOTAS
15	X022603000	LISTON SOPORTE PATAS 1M	LEG SUPPORT STRIP 1M	2	1	_	_					
15	X082608000	LISTON SOPORTE PATAS 1,5M	LEG SUPPORT STRIP 1.5 M	_	_	2	1					
	Q221342000	REMACHE EXAGONAL M5	HEXAGONAL RIVET M5	4	2	4	4					
	Q221343000	REMACHE EXAGONAL M6	HEXAGONAL RIVET M6	2	2	2	2					
16	U562853000	PANEL POSTERIOR 1M	REAR PANEL 1M	1	_	_	_					
16	S372816000	PANEL POSTERIOR 1M SUSPEND.	REAR PANEL 1M SUSPENDED	_	1	_	_					
16	U582852000	PANEL POSTERIOR 1,5M	REAR PANEL 1.5 M	_	_	1	_					
16	X412802000	PANEL POSTERIOR 1,5M SUSPEN.	REAR PANEL 1.5 M SUSPENDED	_	_	_	1					
	Q419005000	REMACHE 4x8 ALMG3 / ALUMINIO	RIVET 4X8 ALMG3 / ALUMINIUM	8	8	8	8					

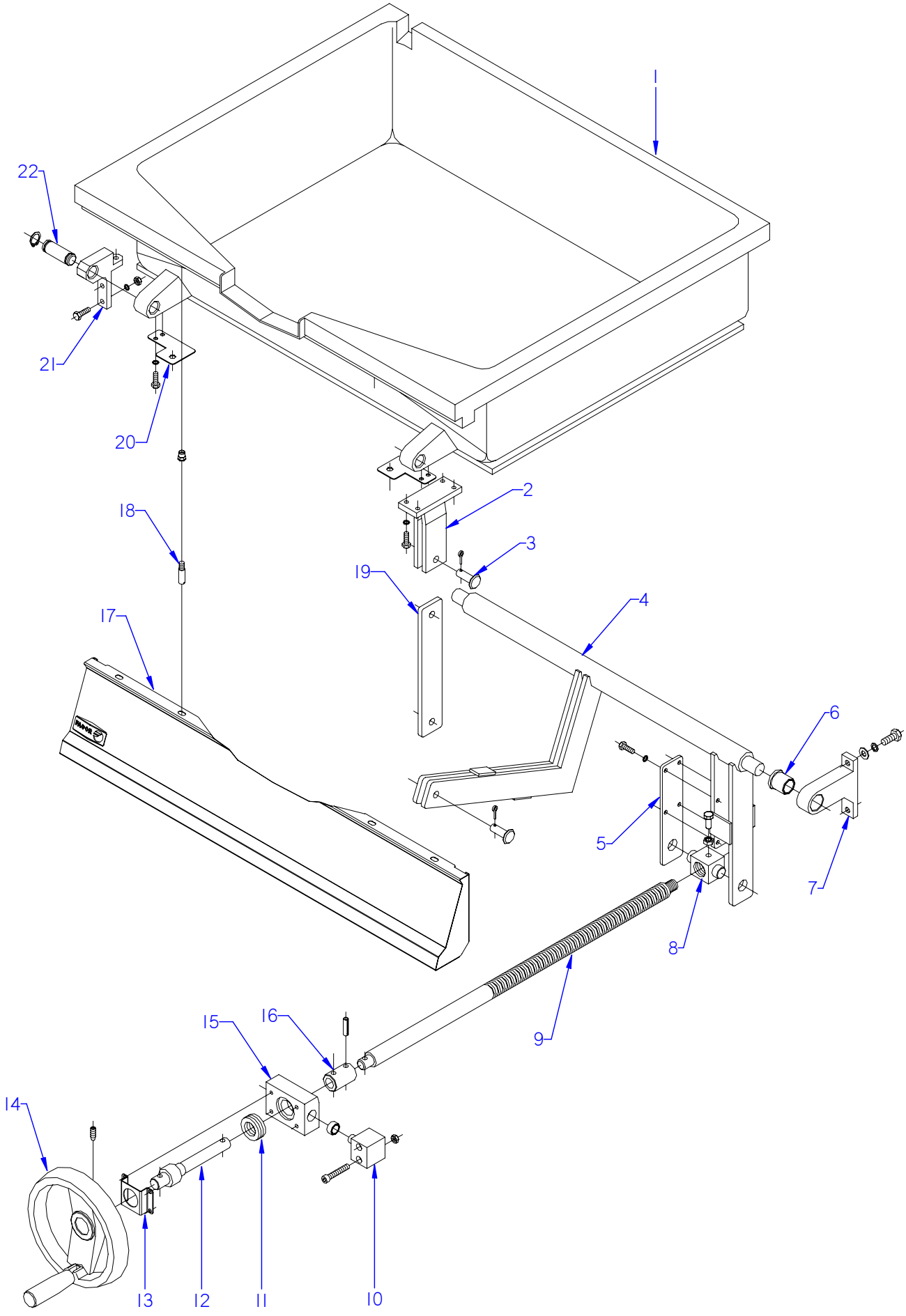

ITEM MARCADO EN COLOR = REPUESTO RECOMENDADO
COLOURED ITEM = RECOMMENDED SPARE PART

N plano	Firma	Fecha	Aparato		Lamina	
C-2181		2009-03	CUBA (ELEVACION MANUAL) SARTEN BASCULANTE G 900		2	Fagor Industrial S.Coop. FAGOR Onate

MOD.	SARTEN BASCULANTE	ZONA	CUBA (ELEVACION MANUAL)	PLANO	C-2181

ITEM	CODIGO	DENOMINACION	TEXTO	SBE9-10	SBE9-10 I						NOTAS
1	X156155000	CUBA FUNDIDA SBG9-10	CAST IRON TUB SBG9-10	1	_						ELIMINADO 12.07.10
1	X146125000	CUBA FUNDIDA SBG9-10	CAST IRON TUB SBG9-10	1	_						ELIMINADO 21.02.2014
1	12007698	CUBA FUNDIDA SBG9-10	CAST IRON TUB SBG9-10	1	_						INTRODUCIDO 21.02.2014
1	12009588	CUBA INOXIDABLE SARTEN 910	INOX TUB FRYPAN 910	_	1						
2	X156157000	HORQUILLA DE GIRO	ROTATION FORK	1	_						
	Q012043000	TORNILLO EXAGONAL M6x20 A304	HEXAGONAL BOLT M6x20 A304	4	_						
	Q262040000	ARANDELA GROW. A6 A304	WASHER GROW. A6 A304	4	_						
3	X156123000	BULON Ø12	PIN Ø12	2	2						
	Q352024000	PASADOR DE ALETAS Ø4x25	COTTER PIN Ø4x25	2	2						
4	X156148000	BRAZO ELEVADOR COMPLETO	COMPLETE ELEVATION ARM	1	1						
	Q131555000	VARILLA ROSCADA M8x30	THREADED ROD M8X30	14	14						
	Q131558000	VARILLA ROSCADA M8x60	THREADED ROD M8X60	4	4						
	Q162050000	TUERCA EXAGONAL M8x1	HEXAGONAL NUT M8x1	4	4						
5	X156149000	BRAZO LATERAL	SIDE ARM	1	1						
	Q012042000	TORNILLO EXAGONAL M6x15	HEXAGONAL BOLT M6x15	4	4						
	Q262040000	ARANDELA GROW. A6 A304	WASHER GROW. A6 A304	4	4						
6	X109550000	COJINETE SELFOIL B11	BEARING SELFOIL B11	2	2						
7	X150108000	SOPORTE DE GIRO	ROTATION SUPPORT	2	2						
	Q012063000	TORNILLO EXAG. M10x20 A304	HEX BOLT M10x20 A304	4	4						
	Q261060000	ARANDELA MUELLE A10	SPRING WASHER A10	4	4						
	Q232060000	ARANDELA A10	WASHER A10	4	4						
8	X156154000	TUERCA HUSILLO	SPINDLE NUT	1	1						ELIMINADO 01.09.10
8	X146136000	TUERCA HUSILLO	SPINDLE NUT	1	1						ELIMINADO 01.03.13
8	12046610	TUERCA HUSILLO	SPINDLE NUT	1	1						INTRODUCIDO 01.03.13
	Q011364000	TORNILLO EXAG. M10x25	HEX BOLT M10x25	1	1						
	Q161360000	TUERCA EXAG. M10 H. ZINCADA	HEXAG. SCREW M10 H. ZINC-CO	1	1						
9	X156152000	HUSILLO GAMA 900	SPINDLE RANGE 900	1	1						ELIMINADO 01.09.10
9	X146134000	HUSILLO GAMA 900	SPINDLE RANGE 900	1	1						ELIMINADO 01.03.13
9	12046627	HUSILLO GAMA 900	SPINDLE RANGE 900	1	1						INTRODUCIDO 01.03.13

MOD.	SARTEN BASCULANTE	ZONA	CUBA (ELEVACION MANUAL)	PLANO	C-2181

ITEM	CODIGO	DENOMINACION	TEXTO	SBE9-10	SBE9-10 I						NOTAS
10	X156113000	PIVOTE DE GIRO	ROTATION PIVOT	2	2						
	S116126000	COJINETE CILINDRICO	CYLINDRICAL BEARING	2	2						
	Q052046000	TORNILLO ALLEN M6x40 A304	ALLEN BOLT M6x40 A304	4	4						
	Q162040000	TUERCA EXAGONAL M6	HEXAGONAL NUT M6	4	4						
11	X156125000	RODAMIENTO 51204	BEARING 51204	1	1						
12	X156161000	EJE VOLANTE COMPLETO	COMPLETE FLYSHAFT	1	1						
13	X152619000	SOPORTE EJE VOLANTE	FLYSHAFT SUPPORT	1	1						
	Q012041000	TORNILLO EXAGONAL M6x10 A304	HEXAGONAL BOLT M6x10 A304	4	4						
	Q262040000	ARANDELA GROW. A6 A304	WASHER GROW. A6 A304	4	4						
14	X156139000	VOLANTE ELESA	FLYSHAFT ELESA	1	1						
	Q131552000	VARILLA ROSCADA M8x15	THREADED ROD M8X15	2	2						
15	X156114000	SOPORTE RODAMIENTO	BEARING SUPPORT	1	1						
16	X156115000	CASQUILLO	BUSHING	1	1						
	Q371027000	MANGUITO DE SUJECCION Ø8x30	FASTENING SLEEVE Ø8x30	2	2						
17	X022822000	PORTAMANDOS SARTEN FUN. 1M	C.IRON FRYPAN CONTROL HOLD	1	_						
17	X022824000	PORTAMANDOS SARTEN INOX. 1M	INOX FRYPAN CONTROL HOLDEI	_	1						
	U022836000	ESCUDO FAGOR	FAGOR EMBLEM	1	1						
	Q012042000	TORNILLO EXAGONAL M6x15	HEXAGONAL BOLT M6x15	2	2						
	Q301304000	ARANDELA PLANA 23x6,5x2	FLAT WASHER 23X6.5X2	2	2						
	Q221023000	CLIP SUJECIÓN RÁPIDA D-5	QUICK FASTENING CLIP D-5	2	2						
18	Q151336000	TORNILLO SOPORTE GUIAS	GUIDE SUPPORT BOLT	2	2						
19	X156151000	BRAZO	ARM	1	1						
20	X156156000	AMARRE PANEL PORTAMANDOS	CONTROL HOLDER PANEL FAST.	2	_						
	Q012041000	TORNILLO EXAGONAL M6x10 A304	HEXAGONAL BOLT M6x10 A304	4	_						
	Q262040000	ARANDELA GROW. A6 A304	WASHER GROW. A6 A304	4	_						
21	X156145000	SOPORTE GIRO CUBA	TUB ROTATION SUPPORT	2	2						
	Q012043000	TORNILLO EXAGONAL M6x20 A304	HEXAGONAL BOLT M6x20 A304	6	6						
	Q262040000	ARANDELA GROW. A6 A304	WASHER GROW. A6 A304	6	6						
	Q162040000	TUERCA EXAGONAL M6	HEXAGONAL NUT M6	6	6						
22	X109511000	BULON LATON	BRASS BOLT	2	2						
	Q301020000	ANILLO DE SEGURIDAD 20x1,2	CIRCLIP 20x1.2	4	4						

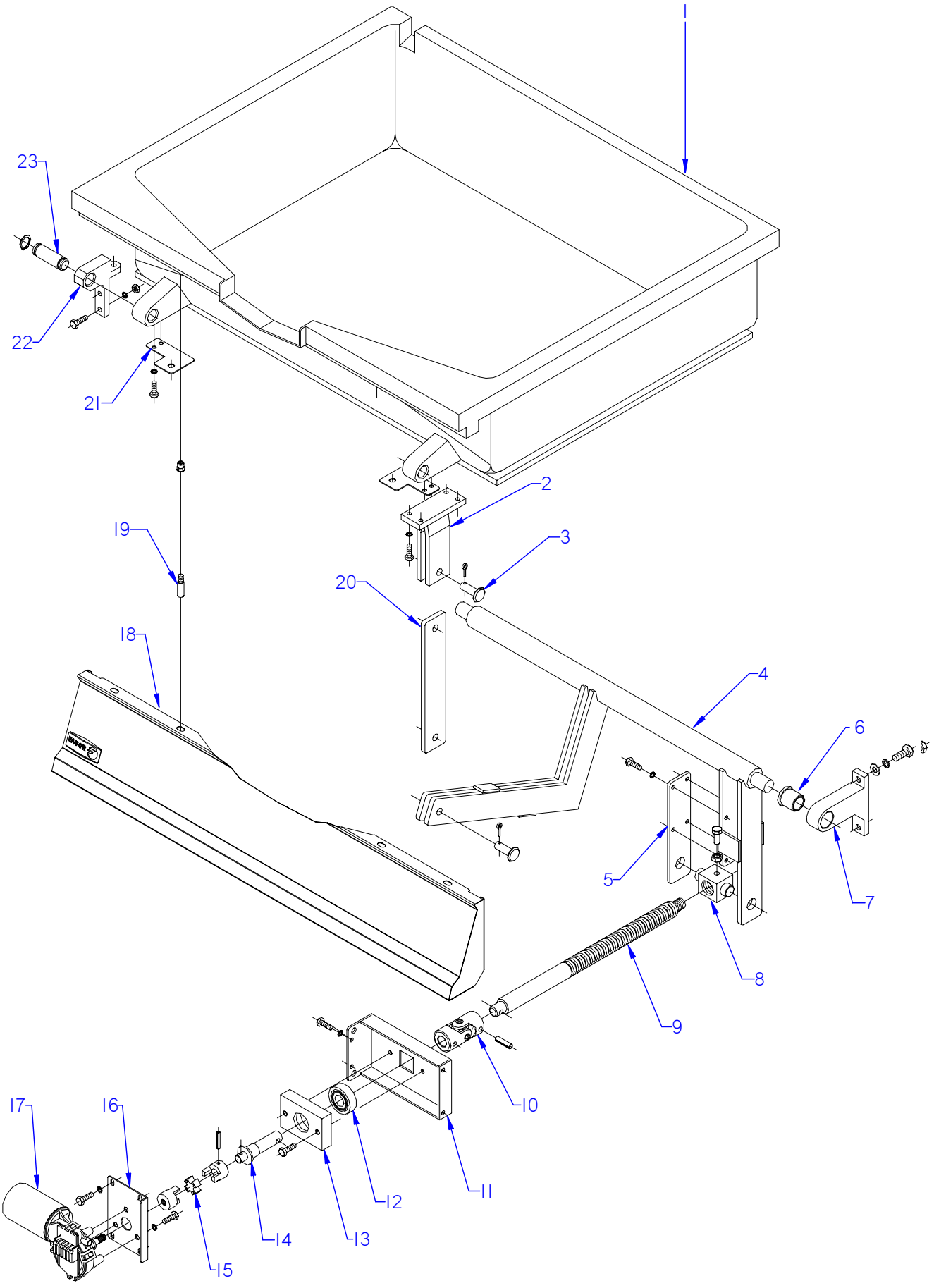

ITEM MARCADO EN COLOR = REPUESTO RECOMENDADO
COLOURED ITEM = RECOMMENDED SPARE PART

N plano	Firma	Fecha	Aparato		Lamina	
C-2182		2009-03	CUBA (ELEVACION MOTOR) SARTEN BASCULANTE G 900		3	Fagor Industrial S.Coop. FAGOR Oñate

MOD.	SARTEN BASCULANTE	ZONA	CUBA (ELEVACION MOTOR)	PLANO	C-2182

ITEM	CODIGO	DENOMINACION	TEXTO	SBE9-10 M	SBE9-10 IM	SBE9-15 IM					NOTAS
1	X156155000	CUBA FUNDIDA SBG9-10	CAST IRON TUB SBG9-10	_	_	_					ELIMINADO 12.07.10
1	X146125000	CUBA FUNDIDA SBG9-10	CAST IRON TUB SBG9-10	_	_	_					INTRODUCIDO 12.07.10
1	X146133000	CUBA INOXIDABLE SBG9-10	INOX TUB SBG9-10	_	_	_					
1	X146125000	CUBA FUNDIDA SBE9-10	CAST IRON TUB SBE9-10	1	_	_					
1	X146133000	CUBA INOXIDABLE SBE9-10	INOX TUB SBE9-10	_	1	_					
1	X286111000	CUBA INOXIDABLE SBG9-15	INOX TUB SBG9-15	_	_	_					
1	X426106000	CUBA INOXIDABLE SBE9-15	INOX TUB SBE9-15	_	_	1					
	Q221343000	REMACHE EXAGONAL M6	HEXAGONAL RIVET M6	2	2	2					
	Q221343000	REMACHE EXAGONAL M6	HEXAGONAL RIVET M6	2	2	2					
2	X156157000	HORQUILLA DE GIRO	ROTATION FORK	1	_	_					
	Q012043000	TORNILLO EXAGONAL M6x20 A304	HEXAGONAL BOLT M6x20 A304	4	_	_					
	Q262040000	ARANDELA GROW. A6 A304	WASHER GROW. A6 A304	4	_	_					
3	X156123000	BULON Ø12	PIN Ø12	2	2	2					
	Q352024000	PASADOR DE ALETAS Ø4x25	COTTER PIN Ø4x25	2	2	2					
4	X156148000	BRAZO ELEVADOR COMP.SB9-10	COMP. ELEVATION ARM SB9-10	1	1	_					
4	X286106000	BRAZO ELEVADOR COMP.SBG9-15	COMP. ELEVATION ARM SBG9-15	_	_	_					
4	X426103000	BRAZO ELEVADOR COMP.SBE9-15	COMP. ELEVATION ARM SBE9-15	_	_	1					
5	X156149000	BRAZO LATERAL	SIDE ARM	1	1	1					
	Q012042000	TORNILLO EXAGONAL M6x15	HEXAGONAL BOLT M6x15	4	4	4					
	Q262040000	ARANDELA GROW. A6 A304	WASHER GROW. A6 A304	4	4	4					
6	X109550000	COJINETE SELFOIL B11	BEARING SELFOIL B11	2	2	2					
7	X150108000	SOPORTE DE GIRO	ROTATION SUPPORT	2	2	2					
	Q012063000	TORNILLO EXAG. M10x20 A304	HEX BOLT M10x20 A304	4	4	4					
	Q261060000	ARANDELA MUELLE A10	SPRING WASHER A10	4	4	4					
	Q232060000	ARANDELA A10	WASHER A10	4	4	4					
8	X156154000	TUERCA HUSILLO	SPINDLE NUT	1	1	1					ELIMINADO 01.09.10
8	X146136000	TUERCA HUSILLO	SPINDLE NUT	1	1	1					ELIMINADO 01.03.13
8	12046610	TUERCA HUSILLO	SPINDLE NUT	1	1	1					INTRODUCIDO 01.03.13
	Q011364000	TORNILLO EXAG. M10x25	HEX BOLT M10x25	1	1	1					
	Q161360000	TUERCA EXAG. M10 H. ZINCADA	HEXAG. SCREW M10 H. ZINC-CO	1	1	1					

MOD.	SARTEN BASCULANTE		ZONA	CUBA (ELEVACION MOTOR)					PLANO	C-2182	
ITEM	CODIGO	DENOMINACION	TEXTO	SBE9-10 M	SBE9-10 IM	SBE9-15 IM					NOTAS
9	X156152000	HUSILLO GAMA 900	SPINDLE RANGE 900	1	1	1					ELIMINADO 01.09.10
9	X146134000	HUSILLO GAMA 900	SPINDLE RANGE 900	1	1	1					ELIMINADO 01.03.13
9	12046627	HUSILLO GAMA 900	SPINDLE RANGE 900	1	1	1					INTRODUCIDO 01.03.13
10	X126114000	JUNTA UNIVERSAL 107A	UNIVERSAL JOINT 107A	1	1	1					
	Q371027000	MANGUITO DE SUJECCION Ø8x30	FASTENING SLEEVE Ø8x30	2	2	2					
11	X342607000	SOPORTE EJE MOTOR	MOTOR SHAFT SUPPORT	1	1	1					
	Q012032000	TORNILLO EXAGONAL M5x15 A304	HEXAGONAL BOLT M5x15 A304	4	4	4					
	Q262030000	ARANDELA GROW. A5 A304	WASHER GROW. A5 A304	4	4	4					
12	X346109000	RODAMIENTO SKF	SKF BEARING	1	1	1					
13	X346105000	SOPORTE RODAMIENTO	BEARING SUPPORT	1	1	1					
	Q012044000	TORNILLO EXAGONAL M6x25	HEXAGONAL BOLT M6x25	2	2	2					
14	X346106000	EJE MOTOR	MOTOR SHAFT	1	1	1					
15	X346107000	ACOPLAMIE. ELASTICO LOVEJOY	ELASTIC LOVEJOY COUPLING	1	1	1					
	Q371032000	PASADOR ELASTICO Ø5x30	ELASTIC PIN Ø5x30	2	2	2					
16	X342603000	SOPORTE MOTOR	MOTOR SUPPORT	1	1	1					
	Q012042000	TORNILLO EXAGONAL M6x15	HEXAGONAL BOLT M6x15	4	4	4					
	Q262040000	ARANDELA GROW. A6 A304	WASHER GROW. A6 A304	4	4	4					
17	X343020000	MOTORREDUCTOR (BOSCH)	GEAR MOTOR (BOSCH)	1	1	1					
	Q012042000	TORNILLO EXAGONAL M6x15	HEXAGONAL BOLT M6x15	3	3	3					
	Q262040000	ARANDELA GROW. A6 A304	WASHER GROW. A6 A304	3	3	3					
18	X022822000	PORTAMANDOS COMPL. SB9-10	COMPL. CONTROL HOLDER SB9	1	_	_					
18	X022824000	PORTAMANDOS COMPL. SB9-10 I	COMPL. CONTROL HOLDER SB9	_	1	_					
18	X082812000	PORTAMANDOS COMPL. SB9-15 I	COMPL. CONTROL HOLDER SB9	_	_	1					
	U022836000	ESCUDO FAGOR	FAGOR EMBLEM	1	1	1					
	Q301304000	ARANDELA PLANA 23x6,5x2	FLAT WASHER 23X6.5X2	2	2	2					
	Q012042000	TORNILLO EXAGONAL M6x15	HEXAGONAL BOLT M6x15	2	2	2					
	Q221023000	CLIP SUJECIÓN RÁPIDA D-5	QUICK FASTENING CLIP D-5	2	2	2					
19	Q151336000	TORNILLO SOPORTE GUIAS	GUIDE SUPPORT BOLT	2	2	2					
20	X156151000	BRAZO	ARM	1	1	1					

MOD.	SARTEN BASCULANTE	ZONA	CUBA (ELEVACION MOTOR)	PLANO	C-2182

ITEM	CODIGO	DENOMINACION	TEXTO	SBE9-10 M	SBE9-10 IM	SBE9-15 IM					NOTAS
21	X156156000	AMARRE PANEL PORTAMANDOS	CONTROL HOLDER PANEL FAST	2	_	_					
	Q012041000	TORNILLO EXAGONAL M6x10 A304	HEXAGONAL BOLT M6x10 A304	4	_	_					
	Q262040000	ARANDELA GROW. A6 A304	WASHER GROW. A6 A304	4	_	_					
22	X156145000	SOPORTE GIRO CUBA	TUB ROTATION SUPPORT	2	2	2					
	Q012043000	TORNILLO EXAGONAL M6x20 A304	HEXAGONAL BOLT M6x20 A304	6	6	6					
	Q262040000	ARANDELA GROW. A6 A304	WASHER GROW. A6 A304	6	6	6					
	Q162040000	TUERCA EXAGONAL M6	HEXAGONAL NUT M6	6	6	6					
23	X109511000	BULON LATON	BRASS BOLT	2	2	2					
	Q301020000	ANILLO DE SEGURIDAD 20x1,2	CIRCLIP 20x1.2	4	4	4					
	Q012032000	TORNILLO EXAGONAL M5x15	HEXAGONAL BOLT M5x15	1	1	1					
	Q012033000	TORNILLO EXAGONAL M5x20	HEXAGONAL BOLT M5x20	1	1	1					

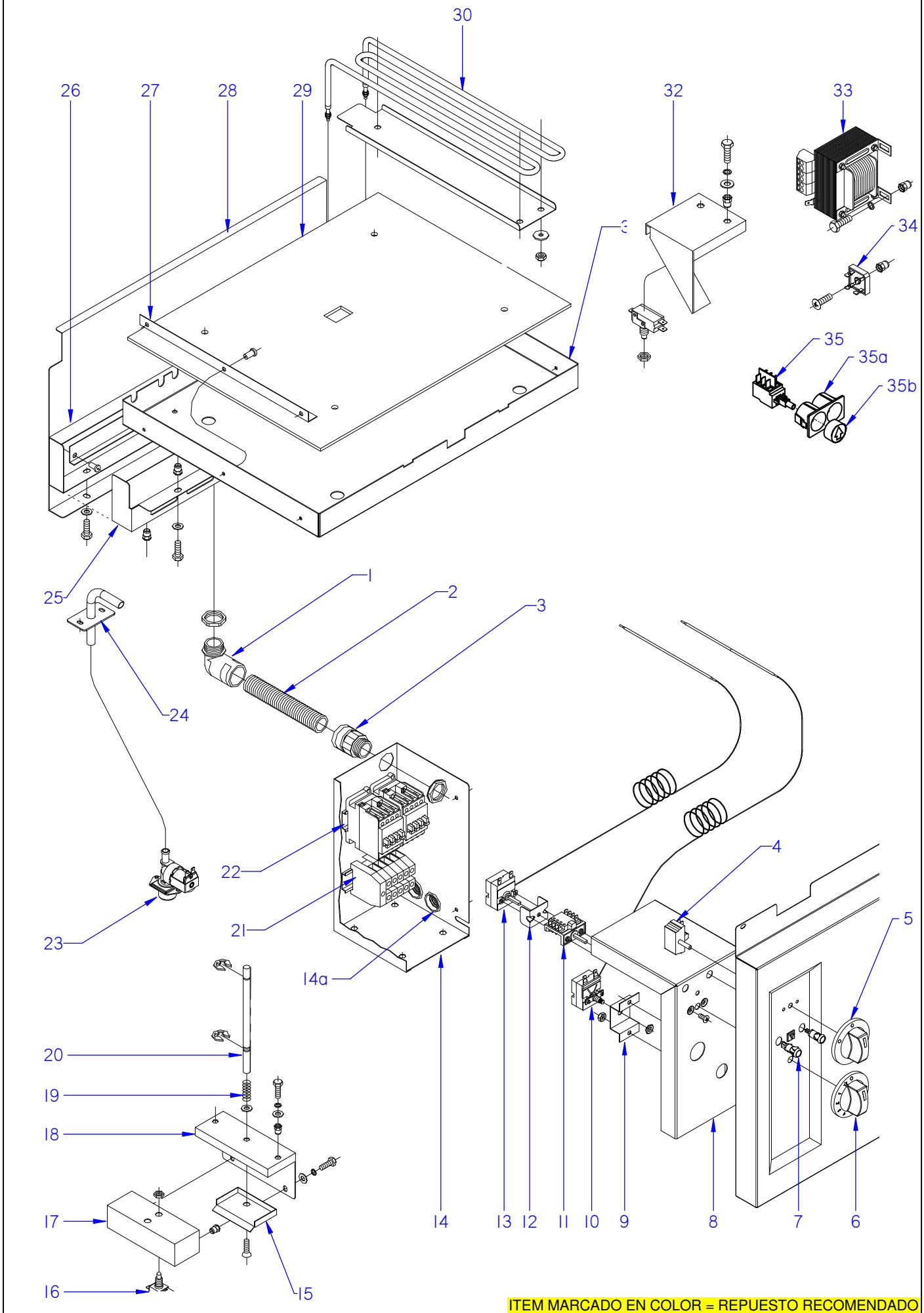

ITEM MARCADO EN COLOR = REPUESTO RECOMENDADO
COLOURED ITEM = RECOMMENDED SPARE PART

N plano	Firma	Fecha	Aparato	Lamina	
C-2185		2009-03	CONJUNTO FUNCIONAL ELECTRICO SARTEN BASCULANTE SBE	6	Fagor Industrial S.Coop. FAGOR Onate

MOD.	SARTEN BASCULANTE		ZONA	CONJUNTO FUNCIONAL ELECTRICO						PLANO	C-2185
ITEM	CODIGO	DENOMINACION	TEXTO	SBE9-10	SBE9-10 M	SBE9-10 IM	SBE9-15 IM				NOTAS
1	Z703006000	RACORD A 90 SFWO-P213T	CONNECTION A 90 SFWO-P213T	1	1	1	1				
	12010063	CONTRATUERCA GAES	COUNTERNUT GAES	1	1	1	1				
2	3712300000	TUBO PG21 0233.204.023	PIPE PG21 0233.204.023	1	1	1	1				
3	X713021000	RACORD ICK 5020	CONNECTION ICK 5020	1	1	1	1				
	12010063	CONTRATUERCA GAES	COUNTERNUT GAES	1	1	1	1				
4	T343008000	CONMUTADOR HGC	HGC SWITCH	1	1	1	1				
	Q151320000	TORN. ALOMADO M4X6 H.ZINCADO	HEXAGONAL CURVED HEAD M4X	2	2	2	2				
5	X022133000	BOTON DE MANDO Ø6 (EN. AGUA)	CONTROL BUTTON Ø6 (WATER I	1	1	1	1				
6	U173005000	BOTON DE MANDO Ø6	CONTROL BUTTON Ø6	1	1	1	1				
7	X143017000	PILOTO VERDE SARTEN	GREEN FRYPAN PILOT	1	1	1	1				ELIMINADO 01.02.13
7	12047390	PILOTO VERDE 230V AC 8KW 16MM	GREEN PILOT 230V AC 8KW 16M	1	1	1	1				INTRODUCIDO 01.02.13
	X143018000	PILOTO AMBAR SARTEN	FRYING PAM AMBER PILOT	1	1	1	1				ELIMINADO 01.02.13
	12024669	PILOTO AMBAR Ø18	AMBER PILOT Ø18	1	1	1	1				INTRODUCIDO 01.02.13
8	X152667000	TAPA CAJA SOPORTE VALVULA	VALVE SUPPORT BOX COVER	1	1	1	1				
9	X152661000	SOPORTE LIMITADOR	LIMITER SUPPORT	1	1	1	1				
	Q162030000	TUERCA EXAGONAL M5	HEXAGONAL NUT M5	2	2	2	2				
10	R612103000	TERMOSTATO LIMITADOR	THERMOSTAT LIMITER	1	1	1	1				
	Q013023000	TORNILL. EXAGONAL M4x20 LATON	HEXAGONAL BOLT M4X20 BRASS	1	1	1	1				
	Q163020000	TUERCA EXAGONAL M4 LATON	HEXAGONAL NUT M4 BRASS	1	1	1	1				
	Q183001000	TUERCA CUADRADA M4	SQUARE NUT M4	1	1	1	1				
	Q563004000	LENGÜETA COMPONENT. DOBLE	DOUBLE COMPONENT TONGUE	1	1	1	1				
	Z603022000	PLACA ASIENTO CONEXIÓN MASA	SEATING PLATE EARTH CONNEC	1	1	1	1				
11	X163007000	CONMUTADOR ACOPLE TERMOS	THERMOSTAT CONNECT SWITCH	1	1	1	1				
12	X313001000	"U" SOPORTE TERMOSTATO	THERMOSTAT U SUPPORT	1	1	1	1				
13	X153000000	TERMOSTATO 50-310 C	THERMOSTAT 50-310 C	1	1	1	1				
	Q042021000	TORNIL. AVELLANADO M4x10 A304	COUNTERSUNK BOLT M4X10 A30	2	2	2	2				
14	X152656000	SOPORTE VALVULA	VALVE SUPPORT	1	1	1	1				
14a	12009973	CONTRATUERCA GAES	COUNTERNUT GAES	1	1	1	1				
	X723014000	PASAMUROS Ø 30	WALL BUSHING Ø 30	3	3	3	3				
	Q411304000	REMACHE AVIBULB Ø 4,8	AVIBULB RIVET Ø 4.8	4	4	4	4				
15	X152646000	PROTECCION SUPERIOR	UPPER PROTECTION	1	1	1	1				

MOD.	SARTEN BASCULANTE		ZONA	CONJUNTO FUNCIONAL ELECTRICO						PLANO	C-2185
ITEM	CODIGO	DENOMINACION	TEXTO	SBE9-10	SBE9-10 M	SBE9-10 IM	SBE9-15 IM				NOTAS
16	X343015000	MICRORRUPTOR 32280001	MICROSWITCH 32280001	1	3	3	3				ELIMINADO 03.10.,11
16	12040850	MICRORRUPTOR 250V AC 16A VDE	MICROSWITCH 250V AC 16A VDE	1	3	3	3				INTRODUCIDO 03.10.,11
17	X152681000	CAJA PORTA MICRO	MICRO HOLDER BOX	1	1	1	1				
18	X152680000	SOPORTE CAJA PORTA MICRO	MICRO HOLDER BOX SUPPORT	1	1	1	1				
	Q221342000	REMACHE EXAGONAL M5	HEXAGONAL RIVET M5	2	2	2	2				
	Q012031000	TORNILLO EXAGONAL M5x10 A304	HEXAGONAL BOLT M5x10 A304	2	2	2	2				
	Q302022000	ARANDELA 16x6x1,2 A304	WASHER 16x6x1.2 A304	2	2	2	2				
	Q262030000	ARANDELA GROW. A5 A304	WASHER GROW. A5 A304	2	2	2	2				
19	Z700603000	MUELLE 07777	SPRING 07777	1	1	1	1				
20	X152682000	EJE PULSADOR MICRO	MICRO BUTTON SHAFT	1	1	1	1				
	Q271033000	ARANDELA DE SEGURIDAD Ø6	SAFETY WASHER Ø6	2	2	2	2				
21	P453025000	BORNES 10 WDU-10203.O	TERMINALS 10 WDU-10203.O	3	3	3	_				
21	Z683069000	BORNA 16	TERMINAL 16	_	_	_	3				
	Z263302000	BORNA DE PASO AZUL	BLUE THROUGH TERMINAL	1	1	1	_				
	P453026000	BORNE TIER 10 WPE-10103.O	TERMINAL TIER 10 WPE-10103.O	1	1	1	_				
	Z263303000	TOPE FINAL	END STOP	1	1	1	_				
	Z683097000	BORNA PASO WDU16 10204.8	STEP TERMINAL WDU16 10204.8	_	_	_	1				
	Z683070000	BORNA A TIERRA WEIDMULLER	TERMINAL TO EARTH WEIDMULL	_	_	_	1				
	Z683096000	TOPE FINAL WEW35 10590.0	END STOP WEW35 10590.0	_	_	_	1				
	R663055000	GUIA CONTACTOR L-120	CONTACTOR GUIDE L-120	1	1	1	1				
	Q419005000	REMACHE 4x8 ALMG3 / ALUMINIO	RIVET 4X8 ALMG3 / ALUMINIUM	2	2	2	2				
22	Z203050000	CONTAC. SIRIUS 3R 230V.50-60	CONTACT. SIRIUS 3R 230V.50-60	2	2	2	_				
22	X183011000	CON.3RT1024-1AN20 230V 50H	CON.3RT1024-1AN20 230V 50H	_	_	_	2				
	R663055000	GUIA CONTACTOR L-120	CONTACTOR GUIDE L-120	1	1	1	1				
	Q419005000	REMACHE 4x8 ALMG3 / ALUMINIO	RIVET 4X8 ALMG3 / ALUMINIUM	2	2	2	2				
23	Z701135000	E.V.SIMP.220V COD.255.208	E.V.SIMP.220V COD.255.208	1	1	1	1				
	Z601156000	REGULADOR 8L RO. 254.034	REGULATOR 8L RED 254.034	1	1	1	1				ELIMINADO 11.11.13
	12096626	REGULADOR 8 L (ROJO)	REGULATOR 8L RED	1	1	1	1				INTRODUCIDO 11.11.13
24	X466119000	CONJUNTO TUBO LLENADO CR	FILLER PIPE ASSEMBLY CR	1	1	1	1				
	Q152004000	TORN. APLASTADO M5x13 A304	HEXAGONAL FLAT SCREW M5x13	2	2	2	2				

MOD.	SARTEN BASCULANTE		ZONA	CONJUNTO FUNCIONAL ELECTRICO					PLANO	C-2185	
ITEM	CODIGO	DENOMINACION	TEXTO	SBE9-10	SBE9-10 M	SBE9-10 IM	SBE9-15 IM				NOTAS
S/Nº	3676900000	TUBO GOMA NEGRA D 17*10	BLACK RUBBER PIPE 17*10	1	1	1	1				
	Q881308000	ABRAZADERA 8-14L	CLAMP 8-14L	2	2	2	2				
25	X142651000	CUBIERTA BORNAS SBE-910	TERMINAL COVER SBE-910	1	1	1	_				
25	X422616000	CUBIERTA BORNAS SBE-915	TERMINAL COVER SBE-915	_	_	_	1				
	Q012032000	TORNILLO EXAGONAL M5x15 A304	HEXAGONAL BOLT M5x15 A304	3	3	3	3				
	Q262030000	ARANDELA GROW. A5 A304	WASHER GROW. A5 A304	3	3	3	3				
	Q221342000	REMACHE EXAGONAL M5	HEXAGONAL RIVET M5	5	5	5	5				
26	X142660000	TAPA CUBIERTA BORNAS SBE-910	TERMINAL COVER LID SBE-910	1	1	_	_				
26	X142652000	TAPA CUBIER. BORNAS SBE-910 I	TERMINAL COVER LID SBE-910 I	_	_	1	_				
26	X422617000	TAPA CUBIER. BORNAS SBE-915	TERMINAL COVER LID SBE-915	_	_	_	1				
	X402601000	ESCUADRA SEPARADOR RESIST.	RESIST. DIVIDER BRACKET	2	2	2	2				
	Q012032000	TORNILLO EXAGONAL M5x15 A304	HEXAGONAL BOLT M5x15 A304	5	5	5	5				
	Q262030000	ARANDELA GROW. A5 A304	WASHER GROW. A5 A304	5	5	5	5				
	Q419005000	REMACHE 4x8 ALMG3 / ALUMINIO	RIVET 4X8 ALMG3 / ALUMINIUM	3	3	3	3				
27	X142609000	AMARRE AISLANTE	INSULATION FASTENING	3	3	3	3				
28	X142653000	PROTECCION AGUA SBE-910 I	WATER PROTECTION SBE-910 I	_	_	1	_				
28	X422618000	PROTECCION AGUA SBE-915	WATER PROTECTION SBE-915	_	_	_	1				
29	X142656000	AISLANTE 730X520X5	INSULATION 730X520X5	1	1	1	_				
29	X083016000	BARLAN 575X515X5	BARLAN 575X515X5	_	_	_	2				
30	X143010000	RESISTENCIA SBE9-00	RESISTOR SBE9-00	6	6	6	9				
S/Nº	X142620000	AMARRE RESISTENCIAS SBE9-00	RESISTOR FASTENING SBE9-00	6	6	6	9				
	Q162050000	TUERCA EXAGONAL M8x1 INOX.	HEXAGONAL NUT M8x1 INOX.	18	18	18	27				
	Q302024000	ARANDELA Ø44x9x1,5	WASHER Ø44x9x1.5	18	18	18	27				
31	X142650000	CUBIERTA RESISTENC. SBE9-10	RESISTOR COVER SBE9-10	1	1	1	_				
31	X422615000	CUBIERTA RESISTENC. SBE9-15	RESISTOR COVER SBE9-15	_	_	_	1				
32	X342602000	SOPORTE MICRO	MICRO BRACKET	_	1	1	1				
	Q221342000	REMACHE EXAGONAL M5	HEXAGONAL RIVET M5	_	2	2	2				
	Q012031000	TORNILLO EXAGONAL M5x10 A304	HEXAGONAL BOLT M5x10 A304	_	2	2	2				
	Q302022000	ARANDELA 16x6x1,2 A304	WASHER 16x6x1.2 A304	_	2	2	2				

MOD.	SARTEN BASCULANTE		ZONA	CONJUNTO FUNCIONAL ELECTRICO					PLANO	C-2185	
ITEM	CODIGO	DENOMINACION	TEXTO	SBE9-10	SBE9-10 M	SBE9-10 IM	SBE9-15 IM				NOTAS
33	X343021000	TRANSFORMADOR	TRANSFORMER	_	1	1	1				
	Q012031000	TORNILLO EXAGONAL M5x10 A304	HEXAGONAL BOLT M5x10 A304	_	4	4	4				
	Q302022000	ARANDELA 16x6x1,2 A304	WASHER 16x6x1.2 A304	_	4	4	4				
	X342605000	TAPA TRANSFORMADOR	TRANSFORMER COVER	_	1	1	1				
	Q012031000	TORNILLO EXAGONAL M5x10 A304	HEXAGONAL BOLT M5x10 A304	_	4	4	4				
	Q302022000	ARANDELA 16x6x1,2 A304	WASHER 16x6x1.2 A304	_	4	4	4				
	X342606000	CAJA TRANSFORMADOR	TRANSFORMER BOX	_	1	1	1				
	Q012031000	TORNILLO EXAGONAL M5x10 A304	HEXAGONAL BOLT M5x10 A304	_	4	4	4				
	Q302022000	ARANDELA 16x6x1,2 A304	WASHER 16x6x1.2 A304	_	4	4	4				
	X342609000	ESCUADRA AMARRE TAPA TRANS.	TRANSF. COVER FAST. BRACKET	_	1	1	1				
	Q419005000	REMACHE 4x8 ALMG3 / ALUMINIO	RIVET 4X8 ALMG3 / ALUMINIUM	_	4	4	4				
34	X343022000	PUENTE RECTIFICADOR FB 3502	RECTIFIER BRIDGE FB 3502	_	1	1	1				
35	12024804	INTERRUPTOR PULSADOR	PRESS BUTTON SWITCH	_	2	2	2				
35b	12009956	BOTON PULSADOR	PRESS BUTTON	_	2	2	2				
35a	12009331	CUERPO PULSADOR	PRESS BUTTON BODY	_	1	1	1				
S/Nº	12008786	PROTECTOR PULSADOR	PRESS BUTTON PROTECTOR	_	1	1	1				
	X342608000	SOPORTE PULSADOR	BUTTON SUPPORT	_	1	1	1				
	X342611000	TOPE PULSADOR	PRESS BUTTON STOP	_	1	1	1				
	Q012032000	TORNILLO EXAGONAL M5x15 A304	HEXAGONAL BOLT M5x15 A304	_	4	4	4				
	Q262030000	ARANDELA GROW. A5 A304	WASHER GROW. A5 A304	_	4	4	4				
	Q162030000	TUERCA EXAGONAL M5	HEXAGONAL NUT M5	_	4	4	4				

MOD.	SARTEN BASCULANTE	ZONA	VARIOS	PLANO	

ITEM	CODIGO	DENOMINACION	TEXTO	SBE9-10	SBE9-10 M	SBE9-15 IM				NOTAS
	X046501000	FOLLETO DE INSTRUC.SBE900	INSTRUCTION LEAFLET SBE900	1	1	1				
	X483002000	ESQUEMA TEORICO SBE7-10	THEORETICAL DIAGRAM SBE7-1	1	1	_				ELIMINADO 02.05.11 HC-80148
	X403002000	ESQUEMA TEORICO ADHESIVO	THEOR. DIAGRAM LABEL	_	_	1				PLANO HC-75708
	X403002000	ESQUEMA TEORICO ADHESIVO	THEOR. DIAGRAM LABEL	1	1	_				INTRODUCIDO 02.05.11 HC-75708
	X483003000	PLANO DE MONTAJE SGE7-10	ASSEMBLY PLAN SGE7-10	1	1	1				PLANO HC-80160
	X463007000	LEYENDA SARTEN BASCULANTE	TILTING PAN LEGEND	1	1	1				INTRODUCIDO 02.05.11 HC-83262
	X143004000	CABLEADO RESISTENCIAS	RESISTOR WIRING	1	1	_				
	X423004000	CABLEADO RESISTENC. SBE9-15	RESISTOR WIRING SBE9-15	_	_	1				
	X483004000	CABLEADO ELECTROVA. SBE7-10	SOLENOID VALVE WIRING SBE7	1	1	1				
	X483005000	CABLEADO ELECTROVA. SBE9- S	SOLENOID VALVE WIRING SBE9	1	1	1				ELIMINADO 02.05.11
	X143016000	CABLE. REGLETA CONTACTOR 10	CABLE. CONTACTOR STRIP 10	2	2	_				
	X423005000	CABLE. REGLETA CONTACTOR 15	CABLE. CONTACTOR STRIP 15	_	_	2				ELIMINADO 13.02.12
	X183008000	CABLE. REGLETA CONTACTOR 15	CABLE. CONTACTOR STRIP 15	_	_	2				INTRODUCIDO 13.02.12
	X143015000	CABLEADO SBE	WIRING SBE	1	1	1				
	X283000000	CABLEADO MOTOR	MOTOR WIRING	_	1	1				
	X463006000	CABLEADO ENTRADA DE AGUA	WATER INPUT WIRING	1	1	1				

MOD.	SARTEN BASCULANTE	ZONA	REPUESTOS RECOMENDADOS RECOMMENDED SPARE PART	PLANO	

ITEM	CODIGO	DENOMINACION	TEXTO	SBE9-10	SBE9-10 M	SBE9-10 IM	SBE9-15 IM				
7	S116121000	RESORTE TAPA 07199	SPRING COVER 07199	2	2	2	2				C-2180
16	X156115000	CASQUILLO	BUSHING	1	_	_	_				C-2181
10	X126114000	JUNTA UNIVERSAL 107A	UNIVERSAL JOINT 107A	_	1	1	1				C-2182
15	X346107000	ACOPLAMIE. ELASTICO LOVEJOY	ELASTIC LOVEJOY COUPLING	_	1	1	1				C-2182
17	X343020000	MOTORREDUCTOR (BOSCH)	GEAR MOTOR (BOSCH)	_	1	1	1				C-2182
4	T343008000	CONMUTADOR HGC	HGC SWITCH	1	1	1	1				C-2185
7	12047390	PILOTO VERDE 230V AC 8KW 16MM	GREEN PILOT 230V AC 8KW 16M	1	1	1	1				C-2185
	12024669	PILOTO AMBAR Ø18	AMBER PILOT Ø18	1	1	1	1				C-2185
11	X163007000	CONMUTADOR ACOPLE TERMOS	THERMOSTAT CONNECT SWITC	1	1	1	1				C-2185
13	X153000000	TERMOSTATO 50-310 C	THERMOSTAT 50-310 C	1	1	1	1				C-2185
16	12040850	MICRORRUPTOR 250V AC 16A VDE	MICROSWITCH 250V AC 16A VDE	1	3	3	3				C-2185
23	Z701135000	E.V.SIMP.220V COD.255.208	E.V.SIMP.220V COD.255.208	1	1	1	1				C-2185
30	X143010000	RESISTENCIA SBE9-00	RESISTOR SBE9-00	6	6	6	9				C-2185
32	X342602000	SOPORTE MICRO	MICRO BRACKET	_	1	1	1				C-2185
33	X343021000	TRANSFORMADOR	TRANSFORMER	_	1	1	1				C-2185
34	X343022000	PUENTE RECTIFICADOR FB 3502	RECTIFIER BRIDGE FB 3502	_	1	1	1				C-2185
35	12024804	INTERRUPTOR PULSADOR	PRESS BUTTON SWITCH	_	2	2	2				C-2185
35b	12009956	BOTON PULSADOR	PRESS BUTTON	_	2	2	2				C-2185
35a	12009331	CUERPO PULSADOR	PRESS BUTTON BODY	_	1	1	1				C-2185

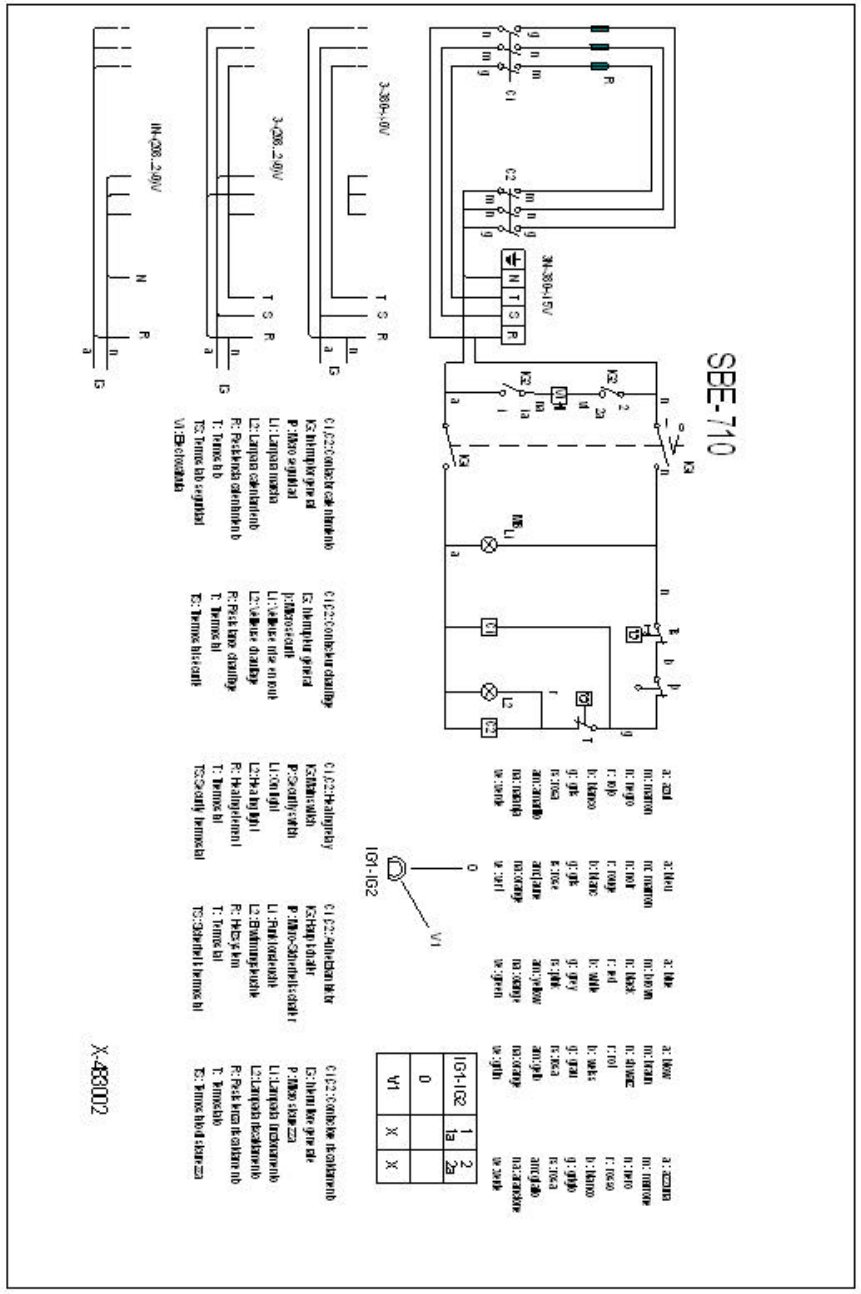

	Esquema teórico SBE		Poliester mate	X-483002		
N°	Pieza	Cant.	Material	N° Clasificacion	Acabado	
N°	Modificacion		Propuestade	Fecha	Tolerancias generales	
					<5±	50–100± :
					5–25± :	>100±
					25–50± :	<X±

	Firma	Fecha
Dibujado	J.Etxeberria	30-11-2007
Proyectado	J.Etxeberria	30-11-2007
Comprobado		
Escala		

FAGOR

Fagor Industrial,Koop.Ek., Mugatua

Mecanizado superficial

SARTEN BASCULANTE

Plano numero HC-80148

Sustituye al N°

Sustituido por

SBE9-10M SBE9-15

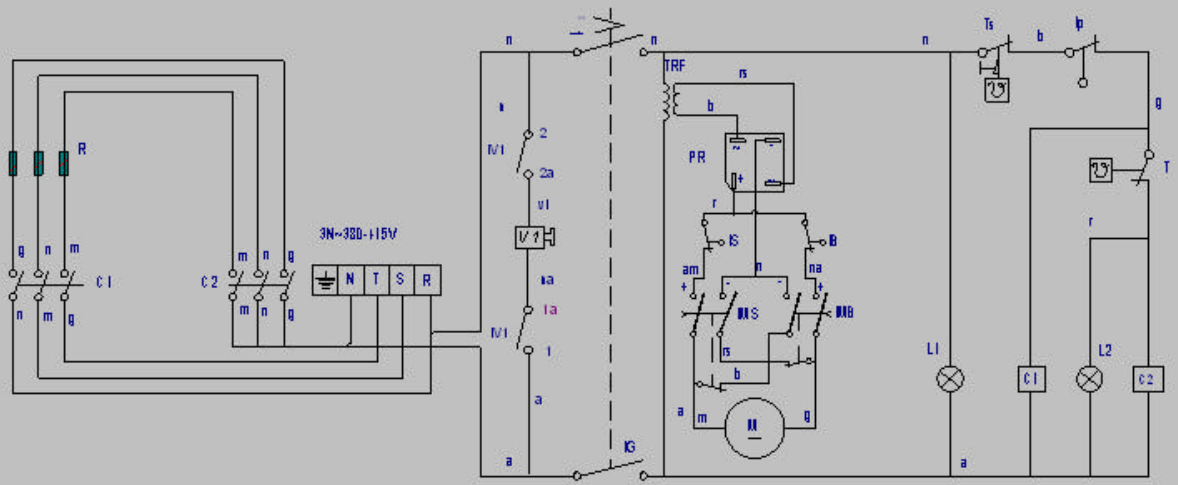

a: azul	a: bleu	a: blue	a: blow	a: azzurra
m: marron	m: marron	m: brown	m: braun	m: marrone
n: negro	n: noir	n: black	n: shwarz	n: nero
r: rojo	r: rouge	r: red	r: rot	r: rosso
b: blanco	b: blanc	b: white	b: weiss	b: bianco
g: gris	g: gris	g: grey	g: grau	g: grigio
rs: rosa	rs: rose	rs: pink	rs: rosa	rs: rosa
am: amarillo	am: jaune	am: yellow	am: gelb	am: giallo
na: naranja	na: orange	na: orange	na: orange	na: arancione
ue: uerde	ue: uert	ue: green	ue: grün	ue: uerde

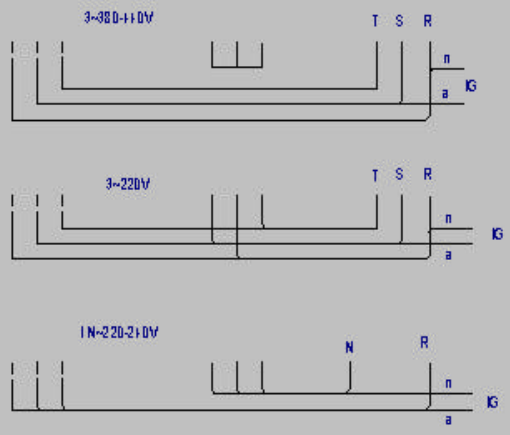

C1,C2: Contactor calentamiento
IB: Micro tope bajada

IMB: Pulsador bajada
IMS: Pulsador subida
IP: Micro seguridad
IS: Micro tope subida
IVI: Interruptor electrovaluula
L1: Lampara marcha
L2: Lampara calentamiento
M: Motor
PR: Puente rectificador
R: Resistencia calentamiento
T: Termostato
TRF: Transformador
TS: Termostato seguridad
VI: Electrovaluula

C1,C2: Contacteur chauffage
IB: Micro bride descente

IMB: Commande de baisse
IMS: Commande de montée
Ip: Micro sécurité
Is: Micro bride montée
IVI: Interrupteur d'électrouanne
L1: Veilleuse mise en route
L2: Veilleuse chauffage
M: Moteur
PR: Pont rectificateur
R: Résistance chauffage
T: Thermostat
TRF: Transformateur
TS: Thermostat sécurité
VI: Électrouanne

C1,C2: Heating relay
IB: Descent tops witch

IMB: Descent switch
IMS: Eleuation switch
IP: Security switch
IS: Eleuating top switch
IVI: Electorualue switch
L1: On light
L2: Heating light
M: Motor
PR: Rectifier bridge
R: Heating element
T: Thermostat
TRF: Transformer
TS: Security thermostat
VI: Electorualue switch

C1,C2: Aufheizkantaktor
IB: Mikro-Schalter unten

IMB: Kippschalter unten
IMS: Kippschalter oben
IP: Mikro-Sicherheitsschalter
IS: Mikro-Schalter oben

L1: Funktionsleuchte
L2: Erwärmungsleuchte
M: Motor
PR: Richtleiterüberbrückung
R: Heizsystem
T: Termostat
TRF: Transformator
TS: Sicherheitsthermostat

C1,C2: Contactore riscaldamento
IB: Micro arresto discesa

IMB: Pulsante discesa
IMS: Pulsante salita
IP: Micro sicurezza
IS: Micro arresto salita
IVI: Interruttore de electrovaluola
L1: Lampada funzionamento
L2: Lampada riscaldamento
M: Motore
PR: Ponte rettificatore
R: Resistenza riscaldamento
T: Termostato
TRF: Transformatore
TS: Termostato di sicurezza
VI: Electrovaluola

	Esquema teórico SBEM		Poliester mate	X-403002		
Nº	Pieza	Cant.	Material	Nº Clasificacion	Acabado	
Nº	Modificacion		Propuesta de	Fecha	Tolerancias generales	
1	VI sartuda		e.carrascal	2008-09-09	<5±	50-400± :
					5-25± :	>400±
					25-50± :	○±

	Firma	Fecha
Dibujado	KONTXI	9/5/2001
Proyectado		
Comprobado		
Escala		

FAGOR

Fagor Industrial, Koop. Elk., Mugatua

Mecanizado superficial

ZARTAGIN IRAULGARRIA

Plano numero HC-75708 -01

Sustituye al Nº

Sustituido por

Plano hauez dalete erakuez kentzaguna kamenizgale

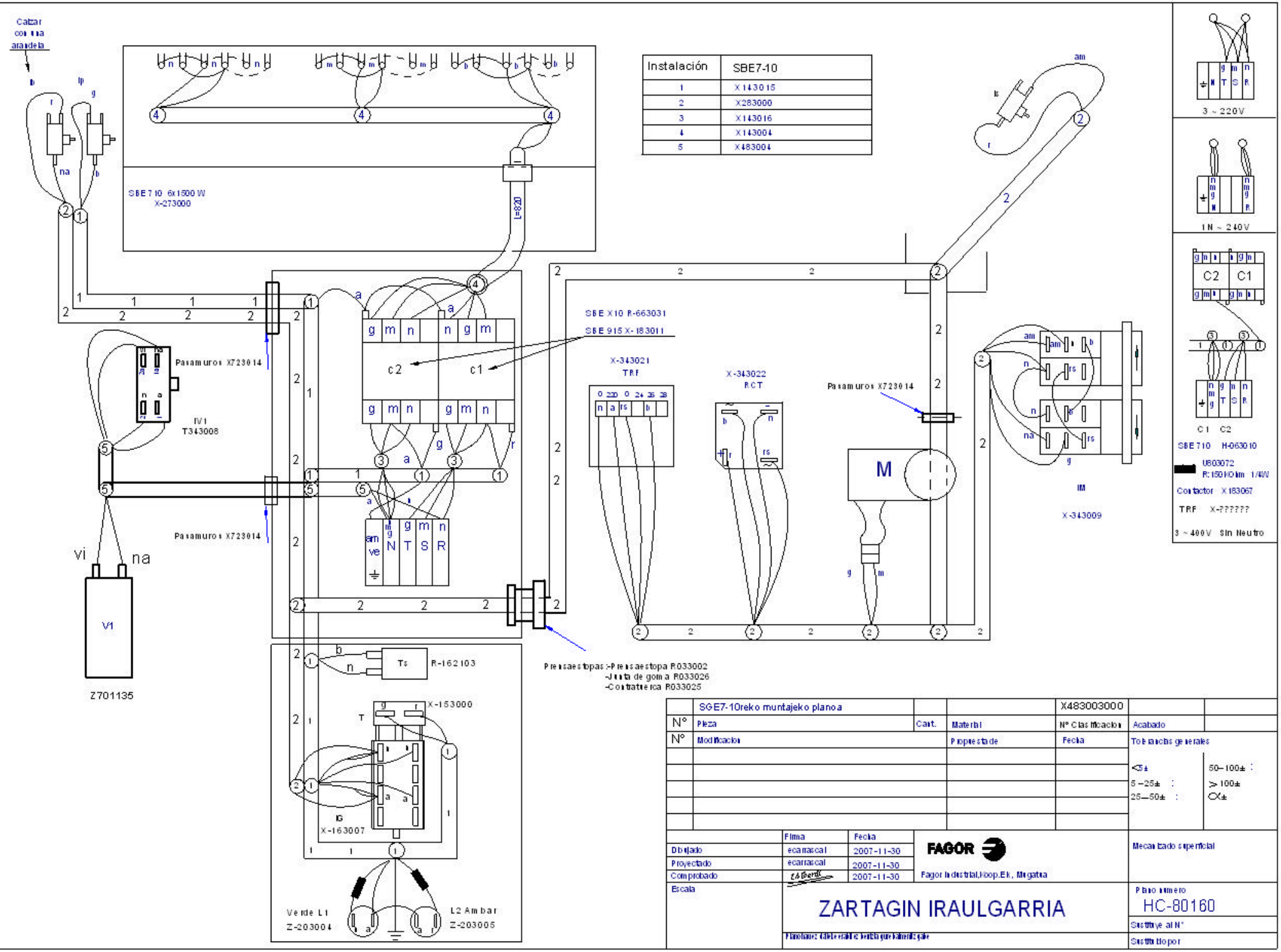

Instalación	SBE7-10
1	X143015
2	X283000
3	X143016
4	X143004
5	X483004

	SGE7-10reko muntajeko planoa			X483003000	
Nº	Pieza	Cant.	Material	Nº Clasificación	Acabado
Nº	Modificación		Propiedad de	Fecha	Tolerancias generales

	Firma	Fecha
Dibujado	ecarrascal	2007-11-30
Proyectado	ecarrascal	2007-11-30
Comprobado		2007-11-30
Escala		

FAGOR

Fagor Industrial,Koop.Elk., Mogatxa

Mecanizado superficial

ZARTAGIN IRAULGARRIA

Plano número HC-80160

Sustituye al Nº

Sustituido por

Simb/LENG		ESPAÑOL	ENGLISH	FRANÇAIS	DEUTSCH	ITALIANO
C1, C2	=	Contactor Calentamiento	Contacteur Chauffe	Heating Contactor	Heizschütz	Contatore Riscaldamento
CN	=	Control de Nivel de agua	Control of water Level	Commande de niveau d'eau	Steuerung des Wasserspiegeles	Controllo del livello d'acqua
E	=	Generador de Chispa	Spark generator	Générateur d'étincelle	Funkengenerator	Generatore della scintilla
IB	=	Micro tope bajada	Microswitch of lowered Limit	Microcontact de la limite abaissée	Mikroschalter der gesenkten Begrenzung	Microinterruttore del limite abbassato
IG	=	Interruptor general	General switch	Commutateur général	Allgemeiner Schalter	Interruttore generale
IGV	=	Interruptor electrovalvulas de agua	Switch electrovalvula water	Commutez l'eau d'electrovalvula	Schalten Sie electrovalvula Wasser	Commuti l'acqua di electrovalvula
IE	=	Pulsador de Encendido	Ignition Switch	Commutateur d'allumage	Zündung-Schalter	Interruttore di accensione
IMB	=	Pulsador bajada	lowered switch	commutateur abaissé	gesenkter Schalter	interruttore abbassato
IMS	=	Pulsador subida	Raised switch	Commutateur augmenté	Angehobener Schalter	Interruttore sollevato
IP	=	Micro seguridad	security microswitch	microcontact de sécurité	Sicherheitsmikroschalter	microinterruttore di sicurezza
IS	=	Micro tope subida	Microswitch of rise Limit	Microcontact de la limite d'élévation	Mikroschalter der Aufstieg Begrenzung	Microinterruttore del limite di aumento
L1	=	Lámpara marcha	Operation Light	Lumière d'opération	Betriebs-Licht	Luce di funzionamento
L2	=	Lámpara calentamiento	Heating Light	Lumière de chauffage	Heizungs-Licht	Luce del riscaldamento
M	=	Motor de elevacion	Motor of elevation	Moteur d'altitude	Motor des Aufzugs	Motore dell'altezza
P	=	Presostato de Camara	Water Level Switch	Commutateur de niveau d'eau	Wasserspiegel-Schalter	Interruttore del livello d'acqua
PR	=	Puente rectificador	Electrical bridge rectifier	Pont redresseur électrique	Elektrischer Brückengleichrichter	Raddrizzatore a ponte elettrico
R	=	Resistencia Calentamiento.	Résistance Chauffe	Heating Resistors	Widerstand Aufheizung	Resistenza Riscaldamento
RE	=	Regulador Energia	Regulator of Energy	Régulateur d'énergie	Regler von Energie	Regolatore di energia
T	=	Termostato	Thermostat	Thermostat	Thermostat	Termostato
TRF	=	Transformador	Transformer	Transformateur	Transformator	Trasformatore
TS	=	Termostato de seguridad	Security Thermostat	Thermostat de sécurité	Sicherheits-Thermostat	Termostato di sicurezza
TRP	=	Termopar	Thermocouple	Thermocouple	Thermoelement	Termocoppia
VG1,VG2	=	ElectroVálvula gas	Electrical gas valve	Clapet à gaz électrique	Elektrisches Gichtventil	Valvola a gas elettrica
V1	=	Valvula Agua CALIENTE	ElectroValve of Hot Water	Électrovalve d'eau chaude	Elektroventil des Heißwassers	Elettrovalvola di acqua calda
V2	=	Valvula Agua FRIA	ElectroValve of cold Water	Électrovalve d'eau froide	Elektroventil des kalten Wassers	Elettrovalvola di acqua fredda
V3	=	Valvula Agua Caldera	electrovalve of water boiler	électrovalve de chauffe-eau	Elektroventil des Warmwasserboilers	elettrovalvola del reattore ad acqua
	=	**COLORES**	**COLOUR**	**COULEURS**	**FARBEN**	**COLORE**
a	=	Azul	Blue	Bleu	Blau	Blu
am	=	Amarillo	Yellow	Jaune	Gelb	Giallo
am/ve	=	Amarillo/verde	Yellow / green	Jaune / vert	Gelb/grün	Giallo/verde
b	=	Blanco	White	Blanc	Weiß	Bianco
g	=	Gris	Grey	Gris	Grau	Grigio
m	=	Marrón	Brown	Marron	Braun	Marrone
n	=	Negro	Black	Noir	Schwarz	Nero
na	=	Naranja	Orange	Orange	Orange	Arancio
r	=	Rojo	Red	Rouge	Rot	Rosso
rs	=	Rosa	Pink	Rose	Rosa	Roseo
ve	=	Verde	Green	Vert	Grün	Verde
vi	=	Violeta	Purple	Violet	Violett	Viola
						X463007000