

# NUDELKOCHER 700 - Reihe

TYP: 7CP/E400, 7CP/E800

---

## Ersatzteile

---



---

S/N:

Güht von: 15. 04. 2008

Rev.: 1.0



## **8. Ersatzteile**

<b>Aussenteile.....</b>	<b>29</b>
<b>Innenteile.....</b>	<b>31</b>
<b>Leitung.....</b>	<b>33</b>
<b>Thermostat.....</b>	<b>35</b>




## 8.1 Spannungscodes

Spannung	Spannungscodes
A	3/N/PE~400/230V 50Hz
B	~250V 16A 50Hz
C	3/N/PE~380/220V 50Hz
D	3/PE~200V 50-60Hz
F	2/PE 220-240V 50Hz
G	3/N/PE~415/240V 50Hz
H	3/PE~230V 50Hz
I	3/PE~220V 60Hz
J	3/PE~380 50Hz
K	3/PE~400V 50Hz
L	3/PE~415V 50Hz
M	3/PE~440V 60Hz
N	3/PE~460V 60Hz
O	3/PE~480V 60Hz
P	1/N/PE~220-240V 50Hz
R	2/PE~220-230V 60Hz
S	3/N/PE~400/230V 50Hz
T	3/PE~230V 60Hz
U	1/N/PE~100V 50-60Hz

## 8.2 Produktcodes

Produktcode	Ernennung
Modellcodes	
Typecodes	
400	7CP/E400
800	7CP/E800
Zubehörcodes	




---

ID	Typ	Description	P-code
<b>Module: Aussenteile</b>			
10	400,800	Fuss	826490142
20	400,800	Drehknopf	824710240
30	400,800	Oberes Scharnier fuer linke tuer	2547860
40	400,800	Unteres Scharnier fuer linke tuer	2547870
50	400,800	Drehknof	824710140
60	400,800	Magnet	826900011
70	400	Arbeistplatte mit Becken	826134722
70	800	Arbeistplatte mit Becken	826134732
140	400,800	Weisses Glas	6A039207
160	400,800	Zulaufarmatur	6A022910

400=7CP/E400, 800=7CP/E800

A=3/N/PE~400/230V 50Hz, H=3/PE~230V 50Hz






---

ID	Typ	Description	P-code
<b>Module:Innenteile</b>			
170	400,800	Edelstahlrost fuer Knobhalterung	2519570
180	400,800	Heizkoerper	8218100

400=7CP/E400, 800=7CP/E800

A=3/N/PE~400/230V 50Hz, H=3/PE~230V 50Hz





---

ID	Typ	Description	P-code
<b>Module:Leitung</b>			
280	400,800	Rohr	6A040660
300	400,800	Ablassahahn	826901320

400=7CP/E400, 800=7CP/E800

A=3/N/PE~400/230V 50Hz, H=3/PE~230V 50Hz



---

ID	Typ	Description	P-code
<b>Module:Thermostat</b>			
310	400,800	Thermostat	6A044650
320	400,800	Schalter	6A046001
330	400,800	Sidherheitsthermostat	6A049407
340	400,800	Verbindungsbeugel	6A045000
120	400,800	Guenes Glas	826650050
130	400,800	Rotes Glas	6A038506
260	400,800	Ausgabestrah	826900070

400=7CP/E400, 800=7CP/E800

A=3/N/PE~400/230V 50Hz, H=3/PE~230V 50Hz

