DESPIECE TECNICO

Hornos a gas
Fours à gaz
Gas ovens
Gas heissluftdämpfer
Forni a gas
Fornos a gás

Modelos:

COG-202
VG-202
VPG-202

Diciembre 2010 December
Revisado Octubre 2012 / Revised October 2012

FAGOR

FAGOR INDUSTRIAL

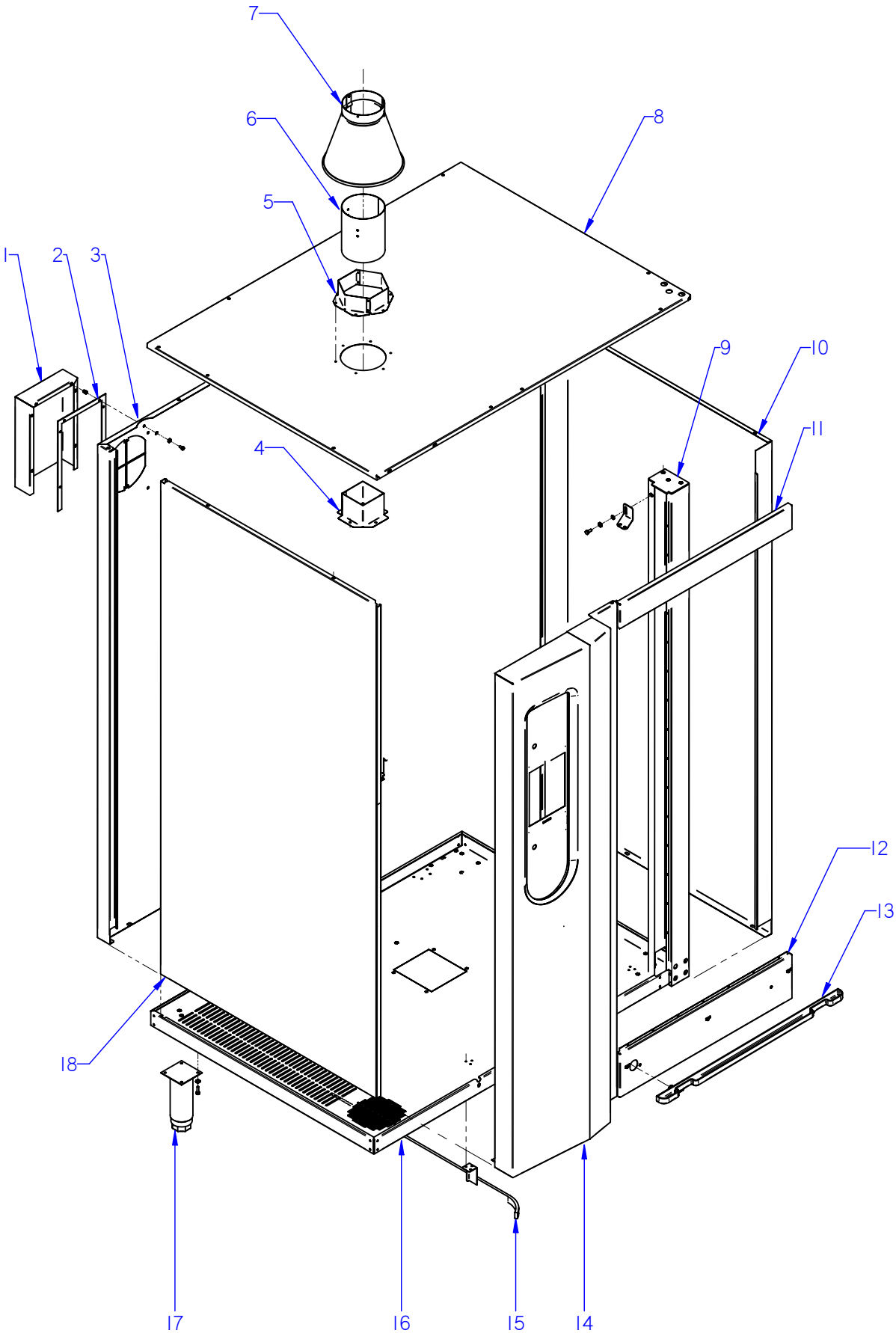

ITEM MARCADO EN COLOR = REPUESTO RECOMENDADO
COLOURED ITEM = RECOMMENDED SPARE PART

N plano	Firma	Fecha	Aparato	MUEBLE / UNIT	Lamina	
C-2734		2010-12	HORNOS COG-202		1	Fagor Industrial S.Coop. FAGOR Oñate

MOD.	HORNOS / OVEN	ZONA / ZONE	MUEBLE / UNIT	PLANO DIAGRAM	C-2734

ITEM	CODIGO CODE	DENOMINACION	NAME	COG-202							NOTAS
1	T512807500	CHAPA SEPARACION IPX5	SEPARATION PLATE IPX5	1							
	Q221342000	REMACHE EXAGONAL M5	HEXAGONAL RIVET M.5	6							
	Q232030000	ARANDELA A5	WASHER A.5	6							
	Q242030000	ARANDELA ABANICO A5 A.304	FAN SHAPED WASHER A.5	6							
	Q012031000	TORNILLO EXAGONAL M5x10 A304	HEXAGONAL SCREW M.5x10	6							
2	T512808000	JUNTA IPX5	SEAL IPX5	1							
3	T512803000	PANEL POST. EXTERIOR 20/21	REAR EXTERIOR PANEL210/21	1							
	Q221342000	REMACHE EXAGONAL M5	HEXAGONAL RIVET M5	4							
4	T152619000	CHIMENEA INTERIOR COMPLETA	COMPLETE INTER. FLUEPIPE	2							
	Q412002000	REMACHE TUBULAR Ø4x7.5	TUBULAR RIVET Ø4x7.5	4							
5	T832610000	GUIA CHIMENEA	FLUEPIPE GUIDANCE	2							
	Q412002000	REMACHE TUBULAR Ø4x7.5	TUBULAR RIVET Ø4x7.5	15							
	Q012042000	TORNILLO EXAGONAL M6x15	HEXAGONAL BOLT M6x15	2							
	Q232040000	ARANDELA A6	WASHER A.6	2							
	Q242040000	ARANDELA ABANICO A6 A.304	FAN SHAPED WASHER A.6	2							
6	R292646500	CONDUCTO HUMOS	SMOKE DUCT	1							
7	R272612000	CHIMENEA	FLUEPIPE	1							
S/Nº	R272614000	SOPORTE CHIMENEA HCG/HGC	CHIMNEY SUPPORT	3							
8	T532801000	PANEL SUPERIOR EXTERIOR HGC	EXTERIOR UPPER PANEL HGC	1							
	Q222011000	REMACHE EXAGONAL M5 INOX	HEXAGONAL RIVET M5	10							
	Q152004000	TORNILLO APLASTADO M5x13	FLAT HEAD SCREW M5X13	10							
	Q152004000	TORNILLO APLASTADO M5x13	FLAT HEAD SCREW M5X13	7							
	Q232030000	ARANDELA A5	WASHER A.5	2							
	Q242030000	ARANDELA ABANICO A5 A.304	FAN WASHER A5 A.304	2							
	Q012032000	TORNILLO EXAGONAL M5x15	HEXAGONAL BOLT M5x15	2							
9	T542804000	PANEL SOPORTE PUERTA 202	SUPPORT PANEL DOOR 202	1							
S/Nº	T642821000	ESCUADRA SOPORTE	SUPPORT SQUARE	1							
	Q232040000	ARANDELA A6	WASHER A.6	5							
	Q242040000	ARANDELA ABANICO A6 A.304	FAN SHAPED WASHER A.6	5							
	Q012042000	TORNILLO EXAGONAL M6x15	HEXAGONAL BOLT M6x15	3							
	Q162040000	TUERCA EXAGONAL M6	HEXAGONAL NUT M6	2							

MOD.	HORNOS / OVEN	ZONA / ZONE	MUEBLE / UNIT	PLANO DIAGRAM	C-2734

ITEM	CODIGO CODE	DENOMINACION	NAME	COG-202							NOTAS
10	T542806000	PANEL EXTERIOR DERECHO 2021	RIGHT EXT. PANEL 2021	1							
	Q221342000	REMACHE EXAGONAL M5	HEXAGONAL RIVET M.5	2							
	Q232040000	ARANDELA A6	WASHER A.6	2							
	Q242040000	ARANDELA ABANICO A6 A.304	FAN SHAPED WASHER A.6	2							
	Q012042000	TORNILLO EXAGONAL M6x15	HEXAGONAL BOLT M6x15	2							
	Q152004000	TORNIL. APLASTADO M5X13 A 304	FLAT SCREW M.5x13	2							
11	T642810000	PANEL FRONTAL SUPERIOR	UPPER FRONT PANEL	1							
	Q221342000	REMACHE EXAGONAL M5	HEXAGONAL RIVET M.5	2							
	Q412005000	REMACHE AVINOX Ø 3,2X6	AVINOX RIVET Ø 3,2X6	7							
	Q232040000	ARANDELA A6	WASHER A.6	6							
	Q242040000	ARANDELA ABANICO A6 A.304	FAN SHAPED WASHER A.6	6							
	Q012042000	TORNILLO EXAGONAL M6x15	HEXAGONAL BOLT M6x15	6							
12	T542817000	PANEL FRONTAL INFERIOR	LOWER FRONT PANEL	1							
13	T452830000	RECOGEAGUAS PLASTICO	PLAST SPRING WATER COLLE.	1							
	Q222041000	REMACHE EXAGONAL M.4 INOX.	HEXAGONAL M.4 INOX.	2							
	Q242020000	ARANDELA ABANICO A4 A.304	FAN SHAPED WASHER A.4	2							
	Q032021000	TORNILLO ALOMADO M4x10	CURVED SCREW M.4x10	2							
	Q412005000	REMACHE AVINOX Ø 3,2X6	AVINOX RIVET Ø 3,2X6	7							
14	T502805000	PANEL PORTAMANDOS HEI 20/21G	CONTROL PANEL HEI 20/21G	1							
	Q221342000	REMACHE EXAGONAL M5	HEXAGONAL RIVET M.5	3							
S/Nº	T612806000	JUNTA PORTAMAND. HORZ 10/21	CONTROL HOLDER SEAL HORZ	1							
15	T492821000	GUIA CARRO COMP. IZDA. 202	COMPLE. LEFT TROLLEY GUIDE	1							
S/Nº	T492820000	GUIA CARRO COMP. DCHA. 202	COMPL. RIGHT TROLLEY GUIDE	1							
	Q412002000	REMACHE AVINOX Ø 4x10	AVINOX RIVET Ø 4x10	12							
16	T512802000	BASE EXTERIOR 20/21E	EXTERIOR BASE 20/21E	1							
	Q221343000	REMACHE EXAGONAL M.6	HEXAGONAL RIVET M.6	35							
	Q221342000	REMACHE EXAGONAL M.5	HEXAGONAL RIVET M.5	4							
17	X260151000	PATA REGULABLE	REGULABLE LEG	4							ELIMINADO 01.09.11
17	T502810000	PATA REGULABLE	REGULABLE LEG	4							INTRODUCIDO 01.09.11
	Q232040000	ARANDELA A6	WASHER A.6	16							
	Q012043000	TORNILLO EXAGONAL M6x20	HEXAGONAL BOLT M6x20	16							

MOD.	HORNOS / OVEN	ZONA / ZONE	MUEBLE / UNIT	PLANO DIAGRAM	C-2734

ITEM	CODIGO CODE	DENOMINACION	NAME	COG-202							NOTAS
18	T542816000	PANEL EXTER. IZQUIERDO 20/21	REAR LEFT PANEL 20/21	1							
	Q221342000	REMACHE EXAGONAL M5	HEXAGONAL RIVET M.5	2							
	Q232040000	ARANDELA A6	WASHER A.6	2							
	Q242040000	ARANDELA ABANICO A6 A.304	FAN SHAPED WASHER A.6	2							
	Q012042000	TORNILLO EXAGONAL M6x15	HEXAGONAL BOLT M6x15	2							
	Q152004000	TORNIL. APLASTADO M5X13 A 304	FLAT SCREW M.5x13	2							

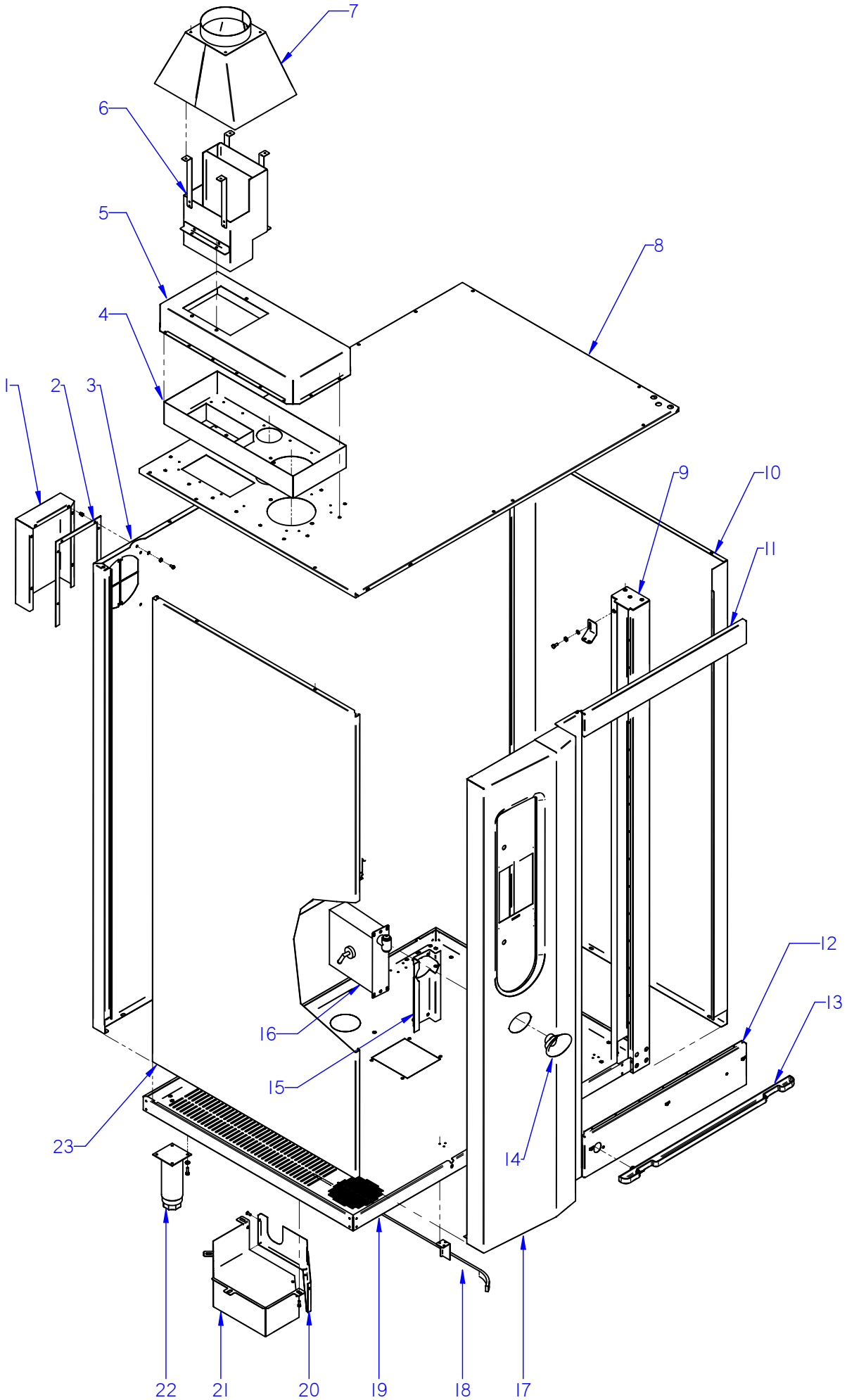

ITEM MARCADO EN COLOR = REPUESTO RECOMENDADO
COLOURED ITEM = RECOMMENDED SPARE PART

N plano	Firma	Fecha	Aparato	MUEBLE / UNIT	Lamina	
C-2735		2010-12	HORNOS VG-202 / VPG-202		2	Fagor Industrial S.Coop. FAGOR Oñate

MOD.	HORNOS / OVEN	ZONA / ZONE	MUEBLE / UNIT	PLANO DIAGRAM	C-2735

ITEM	CODIGO CODE	DENOMINACION	NAME	VG-202	VPG-202						NOTAS
1	T512807500	CHAPA SEPARACION IPX5	SEPARATION PLATE IPX5	1	1						
	Q221342000	REMACHE EXAGONAL M5	HEXAGONAL RIVET M.5	6	6						
	Q232030000	ARANDELA A5	WASHER A.5	6	6						
	Q242030000	ARANDELA ABANICO A5 A.304	FAN SHAPED WASHER A.5	6	6						
	Q012031000	TORNILLO EXAGONAL M5x10 A304	HEXAGONAL SCREW M.5x10	6	6						
2	T512808000	JUNTA IPX5	SEAL IPX5	1	1						
3	T512803000	PANEL POST. EXTERIOR 20/21	REAR EXTERIOR PANEL210/21	1	1						
	Q221342000	REMACHE EXAGONAL M5	HEXAGONAL RIVET M5	4	4						
4	T542814000	BANDEJA DE COLECTOR COMPL.	COMPL. MANIFOLD TRAY	1	1						
	Q412002000	REMACHE TUBULAR Ø4x7.5	TUBULAR RIVET Ø4x7.5	15	15						
5	T542857000	TAPA COLECTOR	TOP MANIFOLD	1	1						ELIMINADO 06.12.10
5	T542857500	TAPA COLECTOR SOLDADO	SOLD. TOP MANIFOLD	1	1						INTRODUCIDO 06.12.10
	Q222011000	REMACHE EXAGONAL M5 INOX	HEXAGONAL RIVET M5	3	3						
	Q152004000	TORNILLO APLASTADO M5x13	FLAT HEAD SCREW M5X13	16	16						
	Q242030000	ARANDELA ABANICO A5 A.304	FAN WASHER A5 A.304	16	16						
6	T142817000	SALIDA DE COLECTOR	MANIFOLD OUTPUT	1	1						
S/Nº	T112815000	SOPORTE DE CHIMENEA	CHIMNEY SUPPORT	4	4						
	Q221342000	REMACHE EXAGONAL M5	HEXAGONAL RIVET M5	8	8						
	Q152004000	TORNILLO APLASTADO M5x13	FLAT HEAD SCREW M5X13	8	8						
7	T122820000	CHIMENEA EXTERIOR COMPLETA	COMPLETE EXTERIOR FLUEPIPE	1	1						
	Q412002000	REMACHE TUBULAR Ø4x7.5	TUBULAR RIVET Ø4x7.5	12	12						
	Q152004000	TORNILLO APLASTADO M5x13	FLAT HEAD SCREW M5X13	3	3						
	Q242030000	ARANDELA ABANICO A5 A.304	FAN WASHER A5 A.304	3	3						
8	T542813000	PANEL SUPERIOR EXTERIOR	EXTERIOR UPPER PANEL	1	1						
	Q222011000	REMACHE EXAGONAL M5 INOX	HEXAGONAL RIVET M5	10	10						
	Q152004000	TORNILLO APLASTADO M5x13	FLAT HEAD SCREW M5X13	10	10						
	Q152004000	TORNILLO APLASTADO M5x13	FLAT HEAD SCREW M5X13	7	7						
	Q232030000	ARANDELA A5	WASHER A.5	2	2						
	Q242030000	ARANDELA ABANICO A5 A.304	FAN WASHER A5 A.304	2	2						
	Q012032000	TORNILLO EXAGONAL M5x15	HEXAGONAL BOLT M5x15	2	2						

MOD.	HORNOS / OVEN	ZONA / ZONE	MUEBLE / UNIT	PLANO DIAGRAM	C-2735

ITEM	CODIGO CODE	DENOMINACION	NAME	VG-202	VPG-202						NOTAS
9	T542804000	PANEL SOPORTE PUERTA 202	SUPPORT PANEL DOOR 202	1	1						
S/Nº	T642821000	ESCUADRA SOPORTE	SUPPORT SQUARE	1	1						
	Q232040000	ARANDELA A6	WASHER A.6	5	7						
	Q242040000	ARANDELA ABANICO A6 A.304	FAN SHAPED WASHER A.6	5	5						
	Q012042000	TORNILLO EXAGONAL M6x15	HEXAGONAL BOLT M6x15	3	3						
	Q162040000	TUERCA EXAGONAL M6	HEXAGONAL NUT M6	2	2						
10	T542852000	PANEL EXTERIOR DERECHO 202G	RIGHT EXT. PANEL 202 G	1	1						
	Q221342000	REMACHE EXAGONAL M5	HEXAGONAL RIVET M.5	2	2						
11	T642810000	PANEL FRONTAL SUPERIOR	UPPER FRONT PANEL	1	1						
	Q221342000	REMACHE EXAGONAL M5	HEXAGONAL RIVET M.5	2	2						
	Q412005000	REMACHE AVINOX Ø 3,2X6	AVINOX RIVET Ø 3,2X6	7	7						
	Q232040000	ARANDELA A6	WASHER A.6	6	6						
	Q242040000	ARANDELA ABANICO A6 A.304	FAN SHAPED WASHER A.6	6	6						
	Q012042000	TORNILLO EXAGONAL M6x15	HEXAGONAL BOLT M6x15	6	6						
12	T542817000	PANEL FRONTAL INFERIOR	LOWER FRONT PANEL	1	1						
13	T452830000	RECOGEAGUAS PLASTICO	PLAST SPRING WATER COLLE.	1	1						
	Q222041000	REMACHE EXAGONAL M.4 INOX.	HEXAGONAL M.4 INOX.	2	2						
	Q242020000	ARANDELA ABANICO A4 A.304	FAN SHAPED WASHER A.4	2	2						
	Q032021000	TORNILLO ALOMADO M4x10	CURVED SCREW M.4x10	2	2						
	Q412005000	REMACHE AVINOX Ø 3,2X6	AVINOX RIVET Ø 3,2X6	7	7						
14	T922801000	EMBELLECEDOR DUCHA	SHOWER TRIM	1	1						
15	T542821000	SOPORTE DUCHA	SHOWER SUPOR.	1	1						
	Q221342000	REMACHE EXAGONAL M5	HEXAGONAL RIVET M.5	4	4						
	Q232020000	ARANDELA A4	WASHER A.4	2	2						
	Q162020000	TUERCA EXAGONAL M4	HEXAGONAL NUT M4	2	2						
16	T452809000	DUCHA	SHOWER	1	1						
S/Nº	T452834000	MANGO DUCHA	SHOWER HANDLE	1	1						INTRODUCIDO 31.05.10
	Q232030000	ARANDELA A5	WASHER A.5	4	4						
	Q242030000	ARANDELA ABANICO A5 A.304	FAN SHAPED WASHER A.5	4	4						
	Q162030000	TUERCA EXAGONAL M5	HEXAGONAL NUT M5	4	4						

MOD.	HORNOS / OVEN	ZONA / ZONE	MUEBLE / UNIT	PLANO DIAGRAM	C-2735

ITEM	CODIGO CODE	DENOMINACION	NAME	VG-202	VPG-202						NOTAS
17	T542824000	PANEL PORTAMANDOS 20/21G	CONTROL PANEL 20/21G	1	_						
17	T552804000	PANEL PORTAMANDOS VPG-202	CONTROL PANEL VPG-202	_	1						
S/Nº	T612806000	JUNTA PORTAMAND. HORZ 10/21	CONTROL HOLDER SEAL HORZ	1	1						
18	T492821000	GUIA CARRO COMP. IZDA. 202	COMPLE. LEFT TROLLEY GUIDE	1	1						
S/Nº	T492820000	GUIA CARRO COMP. DCHA. 202	COMPL. RIGHT TROLLEY GUIDE	1	1						
	Q412002000	REMACHE AVINOX Ø 4X10	AVINOX RIVET Ø 4X10	12	12						
19	T542802000	BASE EXTERIOR 20/21G	EXTERIOR BASE 20/21G	1	1						
	Q221343000	REMACHE EXAGONAL M.6	HEXAGONAL RIVET M.6	35	35						
	Q221342000	REMACHE EXAGONAL M.5	HEXAGONAL RIVET M.5	4	4						
20	T650702000	TAPA CUBRE SISTEMA LAVADO	COVER WASHING SYSTEM BOX	_	1						ELIMINADO 01.03.11
20	T330752500	TAPA CAJA CUBRE SIST LAVADO	COVER WASHING SYSTEM BOX	_	1						INTRODUCIDO 01.03.11
	Q242030000	ARANDELA ABANICO A5 A.304	FAN SHAPED WASHER A.5	_	9						
	Q152004000	TORNILLO APLAST. M5X13 A 304	FLAT SCREW M.5x13	_	9						
21	T650701500	CAJA CUB SIST LIMP VPG 202 SOL.	CLEANING SYSTEM BOX	_	1						ELIMINADO 01.03.11
21	T330753000	CAJA CUBRE SISTEMA LAVADO	CLEANING SYSTEM BOX	_	1						INTRODUCIDO 01.03.11
	Q221342000	REMACHE EXAGONAL M5	HEXAGONAL RIVET M.5	_	9						
S/Nº	T550702000	GUIA1 CAJA CUBRE SIST LAVADO	GUIDE1 WASHING SYSTEM BOX	_	1						ELIMINADO 01.03.11
S/Nº	T550701000	GUIA2 CAJA CUBRE SIST LAVADO	GUIDE2 WASHING SYSTEM BOX	_	1						ELIMINADO 01.03.11
22	X260151000	PATA REGULABLE	REGULABLE LEG	4	4						ELIMINADO 01.09.11
22	T502810000	PATA REGULABLE	REGULABLE LEG	4	4						INTRODUCIDO 01.09.11
	Q232040000	ARANDELA A6	WASHER A.6	16	16						
	Q242040000	ARANDELA ABANICO A6 A.304	FAN SHAPED WASHER A.6	16	16						
	Q012043000	TORNILLO EXAGONAL M6x20	HEXAGONAL BOLT M6x20	16	16						
23	T542816000	PANEL EXTER. IZQUIERDO 20/21	REAR LEFT PANEL 20/21	1	1						
	Q152004000	TORNIL. APLASTADO M5X13 A 304	FLAT SCREW M.5x13	2	2						

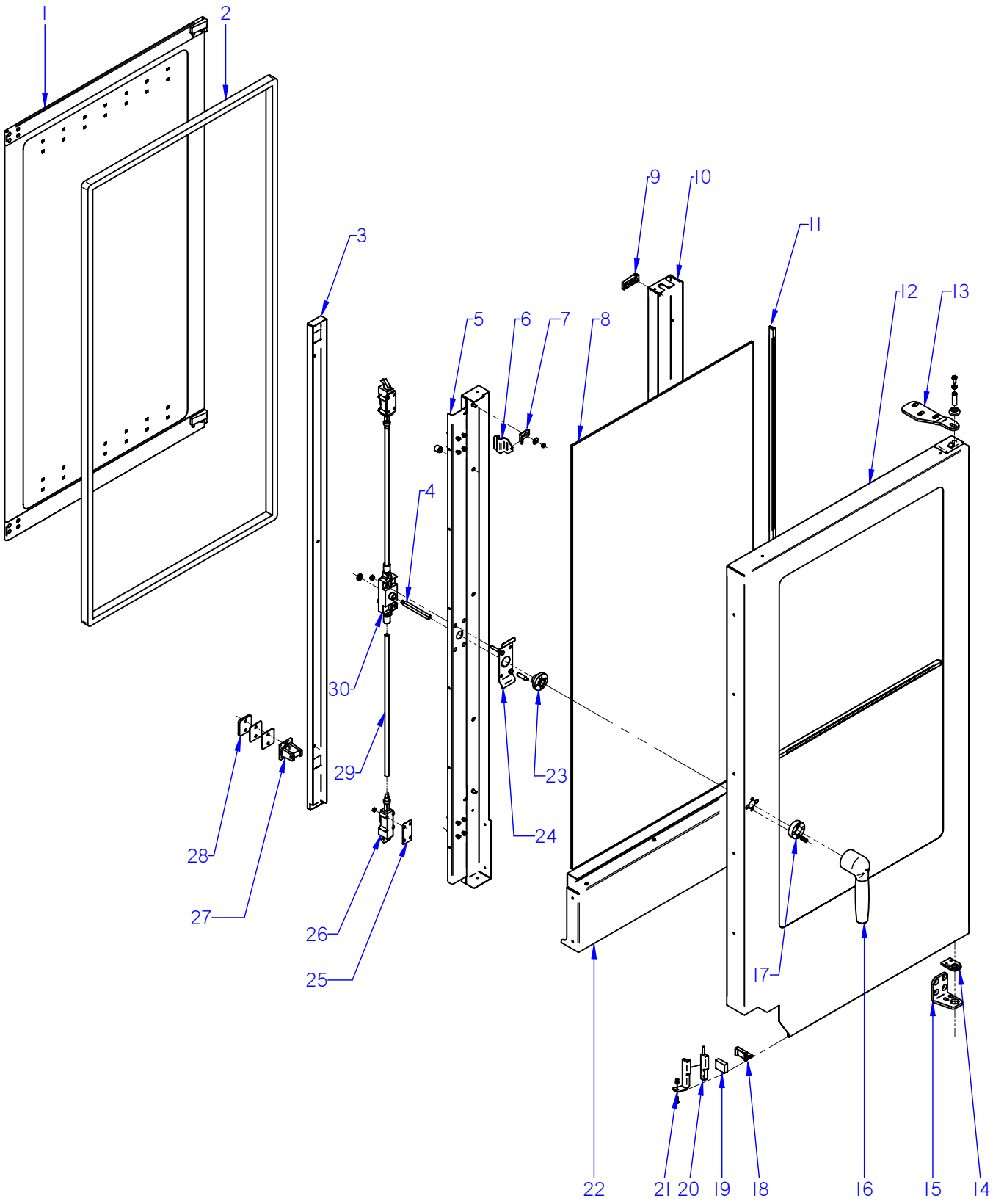

ITEM MARCADO EN COLOR = REPUESTO RECOMENDADO
COLOURED ITEM = RECOMMENDED SPARE PART

N plano	Firma	Fecha	Aparato	PUERTA / DOOR	Lamina	
C-2736		2010-12	HORNOS COG / VG / VPG-202		3	Fagor Industrial S.Coop. FAGOR Oñate

MOD.	HORNOS / OVEN	ZONA / ZONE	PUERTA / DOOR	PLANO DIAGRAM	C-2736

ITEM	CODIGO CODE	DENOMINACION	NAME	COG-202	VG-202	VPG-202					NOTAS
	1100003146	**KIT PUERTA 20/21 COMPL.**	**DOOR 20/21 KIT**	**1**	**1**	**1**					
1	**1100003117**	**KIT CRISTAL INTER. 20/21**	**20/21 INNER GLASS KIT**	**1**	**1**	**1**					
2	T490500000	JUNTA DE PUERTA 20-21	DOOR JOINT	1	1	1					
3	T490503000	TAPA CIERRE PUERTA 20/21	DOOR CLOSING COVER 20/21	1	1	1					
	Q032021000	TORNILLO ALOMADO M4X10	CURVED SCREW M.4x10	2	2	2					
4	T490519000	EJE DE MANILLA PUERTA	LEVER SHAFT	1	1	1					
5	T490528000	CONTRAP MANILLA COMPL 20/21	COMPLETE HANDLE DOOR 202	1	1	1					
	Q412002000	REMACHE AVINOX Ø4X10	AVINOX RIVET Ø4X10	12	12	12					
	T300513000	TOPE CRISTAL INTERIOR10/21	INTERIOR GLASS BUFFER 10/2	8	8	8					
6	T300514000	PESTILLO	LATCH	2	2	2					
	R660605000	MUELLE TENSOR	LATCH TENSOR SPRING	2	2	2					
	Q302022000	ARANDELA 16X6X1.2 A.304	FLAT WASHER 16x6x1,2	2	2	2					
	Q242030000	ARANDELA ABANICO A5 A.304	FAN SHAPED WASHER A.5	2	2	2					
	Q162030000	TUERCA EXAGONAL M5	HEXAGONAL NUT M.5	2	2	2					
7	R670612000	BASE DE PESTILLO	LATCH BASE	2	2	2					
8	T490526000	CRISTAL EXTERIOR 20/21	EXTERNAL GLASS 20/21	1	1	1					
9	R670615000	BASE DE BISAGRA	HINGE BASE	2	2	2					
	Q042032000	TORNILLO AVELLANADO M5X15	COUNTERSUNK SCREW M.5x15	2	2	2					
10	T490527000	CONTRAPUERTA BISAGRA 20/21	INNER DOOR HINGE 20/21	1	1	1					
	Q412002000	REMACHE AVINOX Ø4X10	AVINOX RIVET Ø4X10	12	12	12					
11	3715200000	JUNTA CRISTAL	WINDOW SEAL	3	3	3					
12	T540502000	PUERTA 20/21	DOOR 20/21	1	1	1					
13	T300520500	BISAGRA SUPERIOR 10/21	UPPER HINGE 10/21	1	1	1					ELIMINADO 01.03.11
13	T300520000	BISAGRA SUPERIOR 21	UPPER HINGE 21	1	1	1					INTRODUCIDO 01.03.11
	Q302025000	ARANDELA 8,4X20X1.5	WASHER 8,4X20X1.5	3	3	3					
	Q012055000	TORNILLO EXAGONAL M8X30	HEXAGONAL BOLT M8X30	3	3	3					
S/Nº	R660534000	EJE SUPERIOR	UPPER SHAFT	1	1	1					
	R662807000	ARANDELA AMARRE	DOOR ANCHORING WASHER	1	1	1					
	Z850519000	RESORTE 06329	SPRING 06329	1	1	1					
14	R660549000	GUIA EJE INFERIOR FUNDIDO	LOWER SHAFT GUIDE	1	1	1					
	Q062040000	TORNILLO AVELLANADO M6X16	COUNTERSUNK SCREW M.6x16	4	4	4					

MOD.	HORNOS / OVEN	ZONA / ZONE	PUERTA / DOOR	PLANO DIAGRAM	C-2736

ITEM	CODIGO CODE	DENOMINACION	NAME	COG-202	VG-202	VPG-202					NOTAS
15	T300521000	BISAGRA INFERIOR	LOWER HINGE	1	1	1					
16	T130502000	MANILLA COMPLETA	HANDLE	1	1	1					
	Q032032000	TORNILLO ALOMADO M5X15	CURVED SCREW M5X15	2	2	2					
	Q271033000	ARANDELA DE SEGURIDAD Ø6	SAFETY WASHER Ø 6	1	1	1					
	Q132042000	VARILLA ROSCADA M6X15	THREADED ROD M.6x15	3	3	3					
17	T130514000	SOPORTE RESORTE	SPRING HOLDER	1	1	1					
	T130506000	RESORTE 34548	SPRING	2	2	2					
18	T300525000	SOPORTE IMAN	MAGNET HOLDER	1	1	1					
	Q222011000	REMACHE EXAGONAL M.5	HEXAGONAL RIVET M.5	1	1	1					
	Q032031000	TORNILLO ALOMADO M5X10	CURVED SCREW M5X10	1	1	1					
19	T300526000	IMAN	MAGNET	1	1	1					
20	Z100522000	INTERRUPTOR MAGNETICO	MAGNETIC SWITCH (DOOR)	1	1	1					
21	T302819000	SOPORTE MICRO PUERTA	DOOR MAGNETIC SWITCH HOLD	1	1	1					
	Q221342000	REMACHE EXAGONAL M.5	HEXAGONAL RIVET M.5	3	3	3					
22	T540506000	CHAPA AMARRE CONTRAP 10/21	DOOR REVERSE FASTE. PLATE	1	1	1					
S/Nº	T540503000	CHAPA JUNTA CONTRAPUERTA	DOOR REVERSE SEAL PLATE	1	1	1					
S/Nº	T540504000	JUNTA CIERRE INFERIOR 20/21	LOWER DOOR LOCK	1	1	1					
S/Nº	T540505000	SUPERIOR CIERRE PUERTA	UPPER DOOR LOCK	1	1	1					
23	T130515000	GUIA MANILLA	HANDLE GUIDE	1	1	1					
	T490518000	PITON ENGANCHE PUERTA	DOOR FASTENER SPIKE	2	2	2					
	Q032032000	TORNILLO ALOMADO M5x15	CURVED SCREW M.5x15	2	2	2					
24	T130511000	SUPLEMENTO SUJ. CERRADURA	LOCK FIXING SUPPLEMENT	1	1	1					
25	T080503000	SUPLEMENTO ELEMENTO CIERRE	CLOSING ELEMENT SUPPLEMEN	10	10	10					
26	T080504000	ELEMENTO CIERRE	CLOSING COMPONENT	2	2	2					
27	T110506000	ENGANCHE PUERTA	FASTENER	2	2	2					
	Q043145000	TORN. AVELLANADO 6X30 LATON	COUNTERSUNK SCREW 6X30	4	4	4					
28	T300519000	SUPLEMENTO ENGANCHE	FASTENER SUPPLEMENT	2	2	2					
S/Nº	R660538000	CALZO DE ENGANCHE	COUPLING CHOCK	2	2	2					
29	T490506000	TUBO ALARGADERA	ROD	2	2	2					

MOD.	HORNOS / OVEN	ZONA / ZONE	PUERTA / DOOR	PLANO DIAGRAM	C-2736

ITEM	CODIGO CODE	DENOMINACION	NAME	COG-202	VG-202	VPG-202					NOTAS
30	T130509000	MECANISMO CIERRE	CLOSING MECHANISM	1	1	1					
S/Nº	Q352001000	PASADOR DE ALETAS 2X20	COTTER PIN 2x15	4	4	4					
	Q262040000	ARAND.GROW. A6 A.304	GROWER WASHER A.6	2	2	2					
	Q162040000	TUERCA EXAGONAL M6	HEXAGONAL NUT M.6	2	2	2					
	Z608410000	CASQUILLO AMARRE TECLADO	COLLAR	2	2	2					

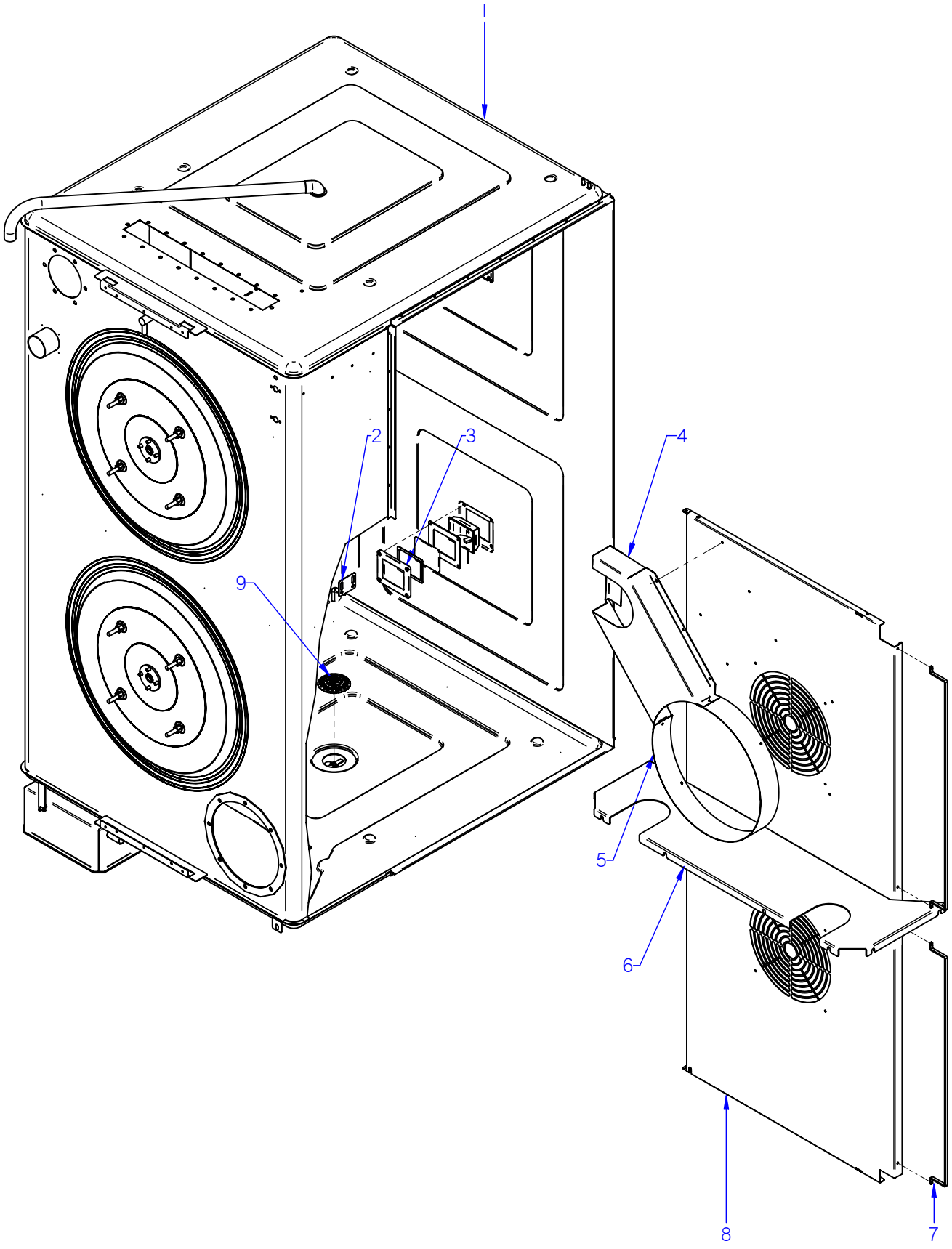

ITEM MARCADO EN COLOR = REPUESTO RECOMENDADO
COLOURED ITEM = RECOMMENDED SPARE PART

N plano	Firma	Fecha	Aparato	Lamina	
C-2737		2010-12	MUEBLE INTERIOR / INTERIOR OVEN HORNOS COG- / VG / VPG-202	4	Fagor Industrial S.Coop. FAGOR Oñate

MOD.	HORNOS / OVEN	ZONA / ZONE	MUEBLE INTERIOR / INTERIOR OVEN	PLANO DIAGRAM	C-2737

ITEM	CODIGO CODE	DENOMINACION	NAME	COG-202	VG-202	VPG-202					NOTAS
1	T532601000	CUERPO INTERIOR HGC-20/21	INTERIOR BODY HGC -20/21	1	_	_					
1	T542601000	CUERPO INTERIOR HGV-20/21	INTERIOR BODY HGV -20/21	_	1	_					
1	T552601000	CUERPO INTERIOR HGP-20/21	INTERIOR BODY HGP -20/21	_	_	1					
S/Nº	T360712000	PUNTA DIFUSORA LAVADO	WASHING DISPENSER POINT	_	_	1					
2	T302646000	TENSOR PINCHO COMPLETO	COMPLETE SPIKE TENSOR	_	1	1					
	Q232030000	ARANDELA A5	WASHER A.5	4	4	4					
	Q242030000	ARANDELA ABANICO A5 A.304	FAN SHAPED WASHER A.5	4	4	4					
	Q162030000	TUERCA EXAGONAL M5	HEXAGONAL NUT M.5	4	4	4					
3	T303023000	PORTALAMPARAS	LAMP HOLDER	2	2	2					
S/Nº	T303026000	JUNTA EXTERIOR LAMPARA	LAMP OUTER JOINT	2	2	2					
S/Nº	T303025000	CRISTAL LAMPARA	LAMP GLASS	2	2	2					
S/Nº	T303027000	JUNTA INTERIOR LAMPARA	LAMP INNER JOINT	2	2	2					
S/Nº	T303047000	MARCO LAMPARA	LAMP ANCHORING PLATEN	2	2	2					
S/Nº	R663013000	LAMPARA 10W-12V	LIGHT 10W 12V	2	2	2					
	Q222041000	REMACHE EXAGONAL M.4 INOX	HEXAGONAL RIVET M.4	8	8	8					
	Q032021000	TORNILLO ALOMADO M4X10	CURVED SCREW M.4x10	8	8	8					
4	T492607000	CONDUCTO DE HUMOS 2021	SMOKE DUCT 2021	1	1	1					
	Q412002000	REMACHE AVINOX Ø4x10mm	RIVET AVINOX Ø4x10mm	7	7	7					
5	T492608000	SUPLEM. CUBRE VENTILADOR	FAN COVER SUPPL.	1	1	1					
6	T492620000	CHAPA REFUERZO CUBA G20/21	TUB REINFORCEMENT PLATE G2	1	1	1					
	Q232040000	ARANDELA A6	WASHER A6	8	8	8					
	Q242040000	ARANDELA ABANICO A6 A.304	FAN WASHER A6 A.304	8	8	8					
	Q162040000	TUERCA EXAGONAL M6	HEXAGONAL NUT M6	8	8	8					
7	T302618000	PROTECCION INTERIOR	INTERIOR PROTECTION	2	2	2					
	Q412002000	REMACHE AVINOX Ø4x10mm	RIVET AVINOX Ø4x10mm	19	19	19					
8	T492637000	CUBREVENTILADOR 20/21G	FAN COVER 20/21G	1	1	1					
S/Nº	T302635000	ENGANCHE CUBREVENTILADOR	FAN COVER FASTENER	2	2	2					
	Q412002000	REMACHE AVINOX Ø4x10mm	RIVET AVINOX Ø4x10mm	2	2	2					
9	T642657000	FILTRO DESAGÜE	DRAINAGE FILTER	1	1	1					
S/Nº	R682676000	PARRILLA 2X1 REF. 2025200	2X1 REF. 2025200 GRILLE	1	1	1					
S/Nº	R032605000	CUBETA 530X650 40MM 2X1	530X650 40MM 2X1TRAY	1	1	1					

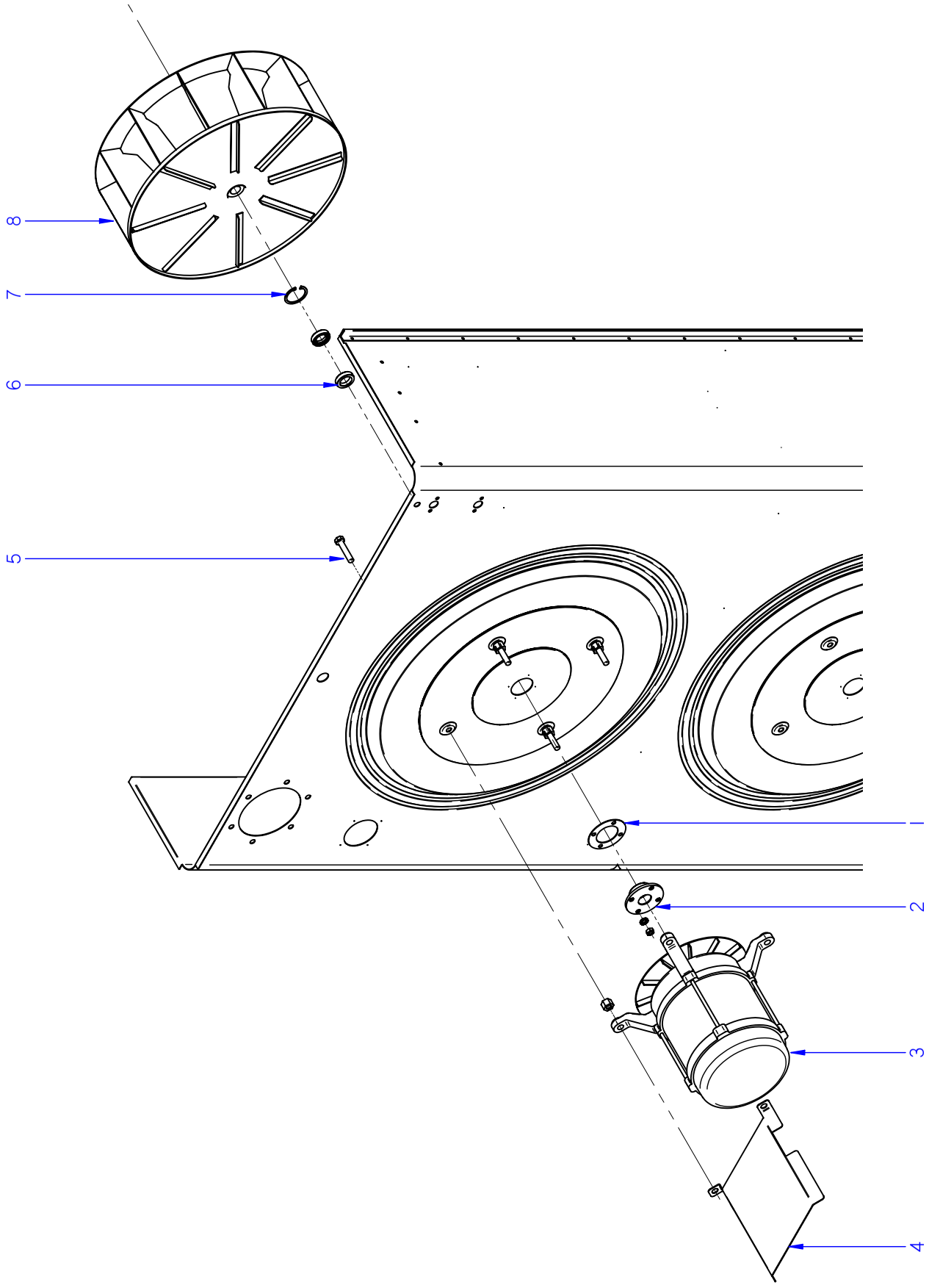

ITEM MARCADO EN COLOR = REPUESTO RECOMENDADO
COLOURED ITEM = RECOMMENDED SPARE PART

N plano	Firma	Fecha	Aparato		Lamina	
C-2738		2010-12	TURBINA / TURBINE HORNOS COG / VG / VPG-202		5	Fagor Industrial S.Coop. Oñate

MOD.	HORNOS / OVEN	ZONA / ZONE	TURBINA / TURBINE	PLANO DIAGRAM	C-2738

ITEM	CODIGO CODE	DENOMINACION	NAME	COG-202	VG-202	VPG-202					NOTAS
1	R662685000	JUNTA CASQUILLO RETEN	SEAL BUSHING GASKET	2	2	2					
	Q232040000	ARANDELA A6	WASHER A6	8	8	8					
	Q262040000	ARANDELA GROW. A6	WASHER GROW. A6	8	8	8					
	Q162040000	TUERCA EXAGONAL M6	HEXAGONAL NUT M.6	8	8	8					
2	T302629000	CASQUILLO RETEN	SEAL BUSHING	2	2	2					
3	T303066000	MOTOR DOBLE GIRO 1VEL. 750W.	DOUBLE ROTATION MOTOR 1VE	2	2	2					
	T302638000	DISTANCIADOR MOTOR 10/21	MOTOR DISTAC. 10/21	8	8	8					
4	T142635000	TEJADILLO MOTOR	MOTOR ROOF	2	2	2					
5	Q012056000	TORNILLO EXAGONAL M8X40	HEXAGONAL SCREW M8X40	8	8	8					
6	R662627000	RETEN 17X28X7V	RETAINER 28x17x7	4	4	4					
7	Q302023000	ANILLO DE SEGURIDAD Ø 28X1.2	SAFETY RING 28x1,2	2	2	2					
8	T493017000	TURBINA RECTA Ø350X127 FIR	TURBINE RECTA Ø350X127 FIR	2	2	2					
	R763010000	ARANDELA SEGURIDAD HANNING	HANNING SAFETY WASHER	1	1	1					
	Q012063000	TORNIL. EXAGONAL M10X20 A.304	HEXAGONAL SCREW M.10x20	1	1	1					

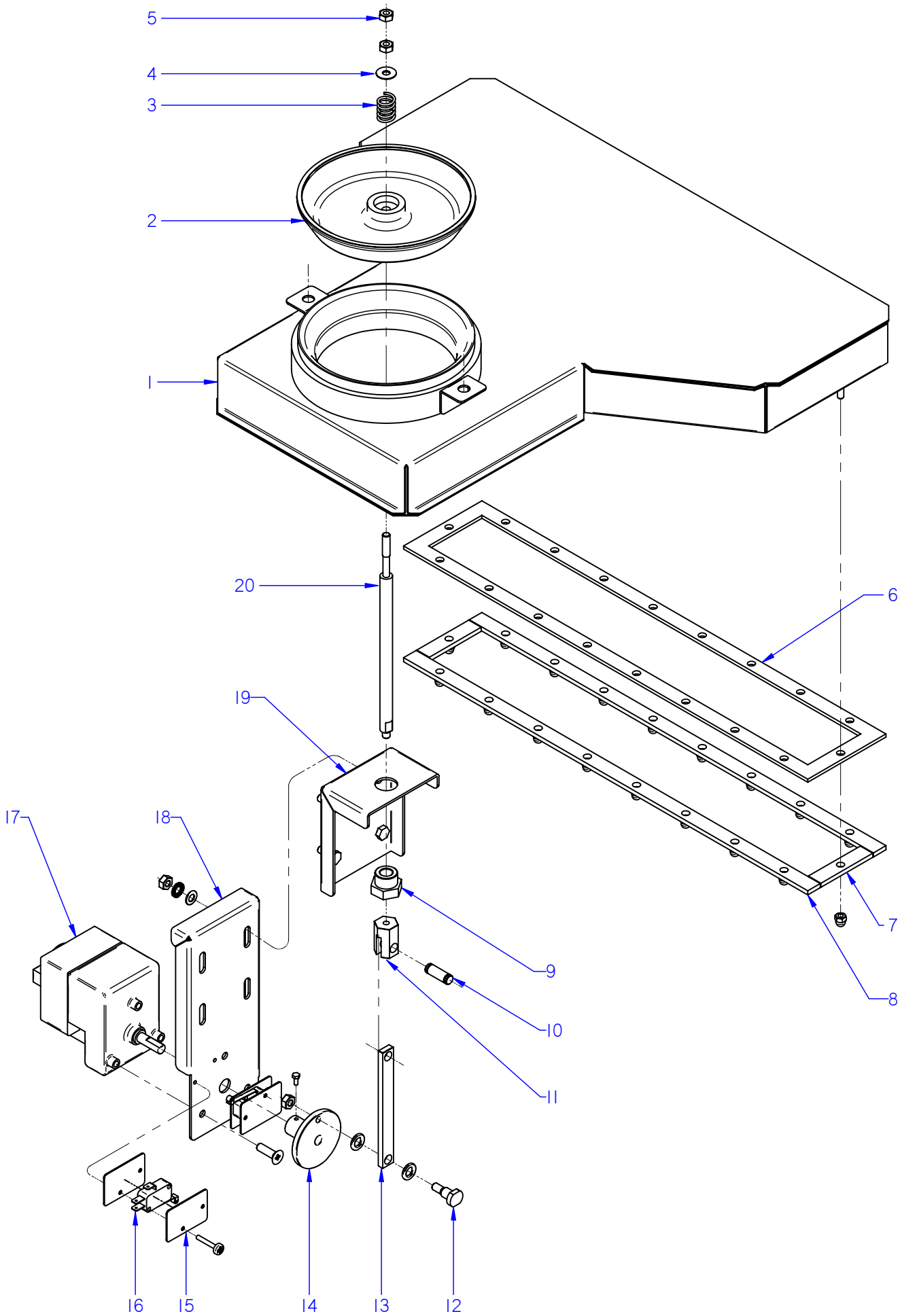

ITEM MARCADO EN COLOR = REPUESTO RECOMENDADO
COLOURED ITEM = RECOMMENDED SPARE PART

N plano	Firma	Fecha	Aparato		Lamina	
C-2739		2010-12	CHIMENEA / CHIMNEY HORNOS VG-202 / VPG-202		6	Fagor Industrial S.Coop. Oñate

MOD.	HORNOS / OVEN	ZONA / ZONE	CHIMENEA / CHIMNEY	PLANO DIAGRAM	C-2739

ITEM	CODIGO CODE	DENOMINACION	NAME	VG-202	VPG-202						NOTAS
1	T542603000	CHIMENEA COM. VG-202	COMPLET. CHIMNEY VG-202	1	_						
1	T502603000	CHIMENEA COM. HGP 20/21	COMPLET. CHIMNEY HGP 20/21	_	1						ELIMINADO 15.12.10
1	T552602000	CHIMENEA COM. HGP 20/21	COMPLET. CHIMNEY HGP 20/21	_	1						INTRODUCIDO 15.12.10
2	T125027000	RETENCION DE VAPORES	CLOSE CHIMNEY	1	1						
3	R725008000	RESORTE	SPRING	1	1						
	Q302022000	ARANDELA 16X6X1.2 A.304	FLAT WASHER 16x6x1,2	2	2						
	Q162040000	TUERCA EXAGONAL M6	HEXAGONAL NUT M.6	2	2						
6	T132631000	JUNTA CHIMENEA	FLUEPIPE SEAL	1	1						
7	T132635000	REFUERZO CORTO SU. CHIMENEA	REINFORCIN. CHIMNEY COURT	2	2						
	Q213131000	TUERCA SOMBRERETE M5	SOMBRERETE NUT M5	18	18						
8	T132632000	PLETINA REF LARGO INFERIOR	LONG BOTTOM DECK	2	2						
9	R725030000	TUERCA GUIA RETENCION	RETAINER NUT GUIDE	1	1						
	Q307067000	JUNTA TORICA 9.19x2.62	O-RING 9.19x2.62	1	1						
10	T135046000	EJE DE GUIA DE RETENCION	GUIDE SHAFT HOLDING	1	1						
	Q271033000	ARANDELA DE SEGURIDAD 6	SAFETY WASHER 6	2	2						
11	T135045000	SUPLEMEN. EJE DE RETENCION	AXIS CHARGE RETENTION	1	1						
12	T135009000	EJE DE LEVA	CAM SHAFT	1	1						
	Q308013000	ARANDELA Ø14xØ8x2	FLAT WASHER Ø14xØ8x2	2	2						
	Q162040000	TUERCA EXAGONAL M6	HEXAGONAL NUT M.6	1	1						
13	T135047000	PALANCA DE ELEVACION	LIFT LEVER	1	1						ELIMINADO 01.01.11
13	T845012000	PALANCA DE ELEVACION	LIFT LEVER	1	1						INTRODUCIDO 01.01.11
14	T135012000	LEVA	CAM	1	1						
	Q151320000	TORNILLO ALOMADO M4X6 ZINC.	CURVED SCREW M4X6 ZINC.	2	2						
15	R010535000	PLACA SEPARADORA	SPACER PLATE	4	4						
	Q032013000	TORNILLO ALOMADO M3X20	CURVED SCREW M3X20	4	4						
	Q221350000	TUERCA AUTOBLOCANTE M3	SELF-LOCKING NUT M3	4	4						
16	R010534000	INTERRUPTOR PUERTA	DOOR SWITCH	2	2						
17	T113010000	MOTOR CHIMENEA	FLUEPIPE MOTOR	1	1						ELIMINADO 01.02.11
17	T843011000	MOTOR CHIMENEA A GAS	FLUEPIPE MOTOR	1	1						INTRODUCIDO 01.02.11
	Q042031000	TORNILLO AVELLANADO M5x10	COUNTERSUNK SCREW M.5x15	3	3						

MOD.	HORNOS / OVEN	ZONA / ZONE	CHIMENEA / CHIMNEY	PLANO DIAGRAM	C-2739

ITEM	CODIGO CODE	DENOMINACION	NAME	VG-202	VPG-202						NOTAS
18	T845011000	ESCUADRA AMARRE MOTOR	MOTOR FASTENING BRACKET	1	1						
	Q232040000	ARANDELA A6	FLAT WASHER A.6	4	4						
	Q242040000	ARANDELA ABANICO A6 A.304	FAN SHAPED WASHER A.6	4	4						
	Q162040000	TUERCA EXAGONAL M6	HEXAGONAL NUT M.6	4	4						
	Q042032000	TORNILLO AVELLANADO M5X15	COUNTERSUNK SCREW M.5x15	2	2						
19	T845025000	SOPORTE AMARRE MOTOR	TIE BRACKET MOTOR	1	1						
20	T135044000	EJE DE RETENCION DE VAPORES	VAPOR CHECK SHAFT	1	1						

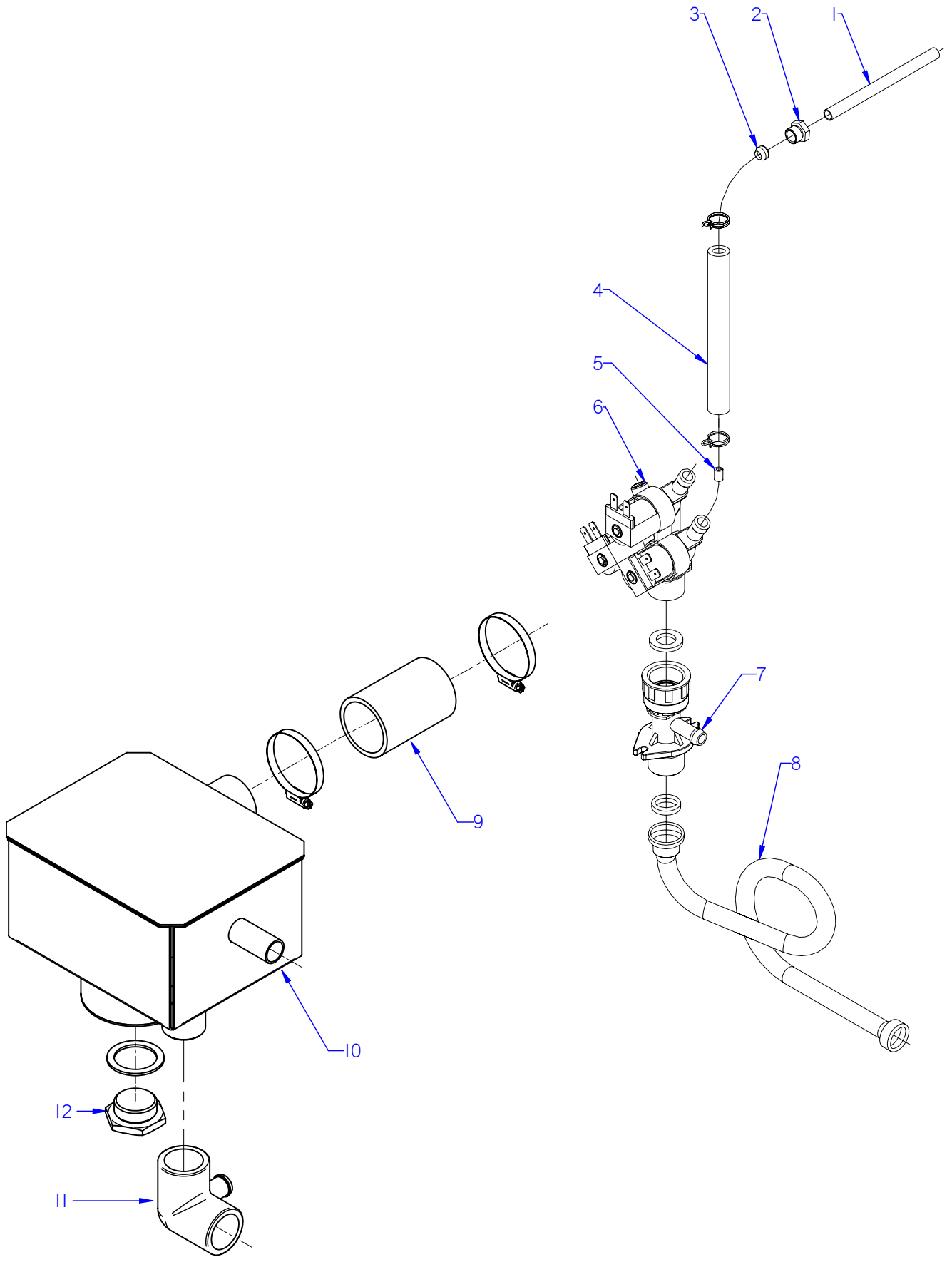

ITEM MARCADO EN COLOR = REPUESTO RECOMENDADO
COLOURED ITEM = RECOMMENDED SPARE PART

N plano	Firma	Fecha	Aparato	Lamina	
C-2740		2010-12	CONDUCCIONES DE AGUA / WATER PIPES HORNOS COG-202 / VG-202	7	Fagor Industrial S.Coop. FAGOR Oñate

MOD.	HORNOS / OVEN	ZONA / ZONE	CONDUCCIONES DE AGUA / WATER PIPES	PLANO DIAGRAM	C-2740

ITEM	CODIGO CODE	DENOMINACION	NAME	COG-202	VG-202						NOTAS
1	R665024000	TUBO CONDUCCION INYECTOR	INJECTOR DUCT PIPE	1	1						
2	R695003000	MANGUITO CIERRE	CLOSING SLEEVE	1	1						
3	R695004000	BICONO	BICONE	1	1						
4	3676900000	TUBO GOMA NEGRA Ø17*10	BLACK RUBBER PIPE Ø17*10	1	1						
	Q901310000	ABRAZADERA ELASTICA 16.8-17.7	ELASTIC CLAMP 16.8-17.7	2	2						
5	R715011000	REGULADOR 0,5L NARANJA	0.5 L ORANGE REGULATOR	1	_						
5	R665041000	REGULADOR 0,25L ROJO	0.25 L RED REGULATOR	_	1						
6	Z701135000	E.V.SIMP.220V COD.255.208	E.V.SIMP.220V COD.255.208	1	_						
6	Z611123000	ELECTR. TRIPLE COD.255.641	TRIPLE SOLENOID VALVE 255.6	_	1						
7	T645006000	ENTRADA DE AGUA COMPLETA	COMPLETE WATER INLET	_	1						
	Q307031000	JUNTA TUBO 14X24X3	JOINT 14X24X3	_	2						
	Q012021000	TORNILLO EXAGONAL M4x10 A304	HEXAGONAL BOLT M4x10 A304	_	2						
	Q162020000	TUERCA EXAGONAL M4	HEXAGONAL NUT M.4º	_	2						
8	Z601114000	MANGUERA ENTRADA AGUA	WATER INTAKE HOSE	1	1						
9	3715800000	TUBO SILICONA ALTA Tª Ø43*57	HIGH SILICON PIPE Tª Ø43*57	1	1						
	Q901312000	ABRAZADERA ELASTI. Ø50,6-53,2	ELAST. CLAMP Ø50,6-53,2	2	2						
10	T835001000	CAJA DESAGÜE COMPL. HGC	COMPL. DRAINAGE BOX G HGC	1	_						
10	T645001000	CAJA DESAGÜE COMPL. HGV	COMPL. DRAINAGE BOX G HGV	_	1						
	Q232040000	ARANDELA A6	WASHER A6	1	1						
	Q242040000	ARANDELA ABANICO A6	FAN WASHER A6	1	1						
	Q012042000	TORNILLO EXAGONAL M6X15 A304	HEXAGONAL BOLT M6X15 A304	1	1						
11	R665080000	CODO DESAGUE	DRAIN ELBOW	1	1						
12	T305052000	TAPÓN DESAGÜE	DRAINING PLUG	1	1						
	T305053000	JUNTA DESAGÜE	DRAINAGE BOARD	1	1						

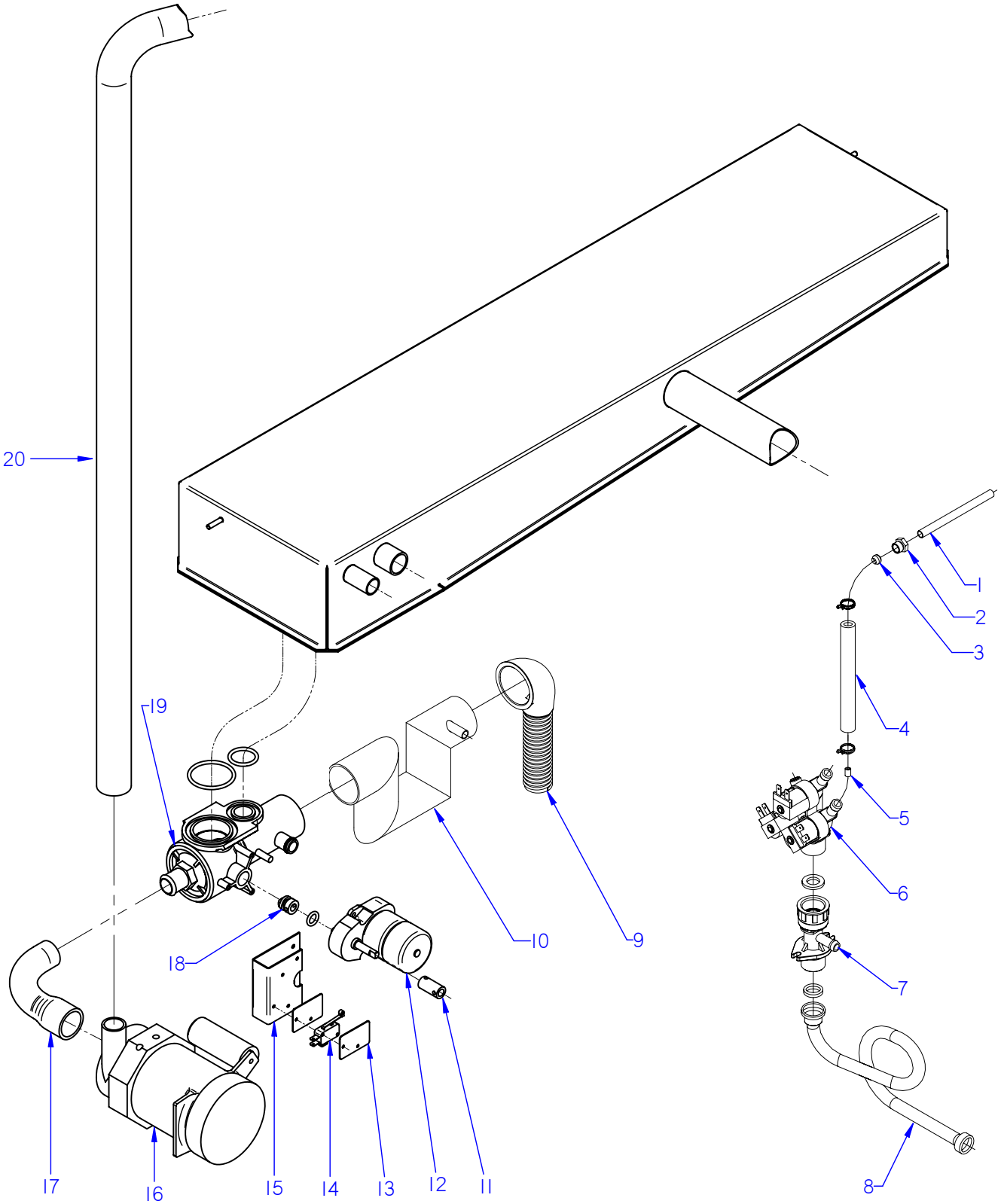

ITEM MARCADO EN COLOR = REPUESTO RECOMENDADO
COLOURED ITEM = RECOMMENDED SPARE PART

N plano	Firma	Fecha	Aparato	Lamina	
C-2741		2010-12	CONDUCCIONES DE AGUA / WATER PIPES HORNOS VPG-202	8	Fagor Industrial S.Coop. FAGOR Oñate

MOD.	HORNOS / OVEN	ZONA / ZONE	CONDUCCIONES DE AGUA / WATER PIPES	PLANO DIAGRAM	C-2741

ITEM	CODIGO CODE	DENOMINACION	NAME	VPG-202							NOTAS
S/Nº	**1100003163**	**KIT VALVULA DE LAVADO COMP.**	**WASHING VALVE KIT**	**1**							
1	R665024000	TUBO CONDUCCION INYECTOR	INJECTOR DUCT PIPE	1							
2	R695003000	MANGUITO CIERRE	CLOSING SLEEVE	1							
3	R695004000	BICONO	BICONE	1							
4	3676900000	TUBO GOMA NEGRA Ø17*10	BLACK RUBBER PIPE Ø17*10	1							
	Q901310000	ABRAZADERA ELASTICA 16.8-17.7	ELASTIC CLAMP 16.8-17.7	1							
5	R665041000	REGULADOR 0,25L ROJO	0.25 L RED REGULATOR	1							
6	Z611123000	ELECTR. TRIPLE COD.255.641	TRIPLE SOLENOID VALVE 255.6	1							
7	T645006000	ENTRADA DE AGUA COMPLETA	COMPLETE WATER INLET	1							
	Q307031000	JUNTA TUBO 14X24X3	JOINT 14X24X3	2							
	Q012021000	TORNILLO EXAGONAL M4x10 A304	HEXAGONAL BOLT M4x10 A304	2							
	Q162020000	TUERCA EXAGONAL M4	HEXAGONAL NUT M.4º	2							
8	Z601114000	MANGUERA ENTRADA AGUA	WATER INTAKE HOSE	1							
9	Z200910000	MANGUERA DESAGUE	DRAINAGE HOSE	1							
10	T360718000	SIFON SALIDA VALVULA	VALVE OUTPUT SIPHON	1							
	Q881307000	ABRAZADERA 40-60	CLAMP 40-60	1							
11	T330733000	CASQUILLO MOTOR MICRO	MICRO MOTOR BUSHING	1							
	Q151320000	TORNILLO ALOMADO M4X6 H.ZIN.	CURVED SCREW M4X6 H.ZIN.	2							
	Q371026000	MANGUITO SUJEC. 4X14 DIN1481	HOSE FASTENING 4X14 DIN1481	1							
	Q052032000	TORNILLO ALLEN M.5x15(+)	ALLEN HEAD SCREW M.5x15(+)	2							
12	T330711000	MOTOR VALVULA	VALVE MOTOR	1							
	Q042022000	TORNILLO AVELLANADO M4X15	COUNTERSUNK SCREW M.4x15	2							
13	R010535000	PLACA SEPARADORA	SPACER PLATE	4							
	Q032013000	TORNILLO ALOMADO M3X20	CURVED SCREW M3X20	4							
	Q221350000	TUERCA AUTOBLOCANTE M3	SELF-LOCKING NUT M3	4							
14	R010534000	INTERRUPTOR PUERTA	DOOR SWITCH	2							
15	T330713000	CHAPA SUJECCION MICROS	FASTENING PLATE MICROS	1							ELIMINADO 01.03.11
15	T330754000	SOPORTE MICROS LAVADO	MICROS WASH STAND	1							INTRODUCIDO 01.03.11
16	T360715000	MOTOBOMBA 5213E2450 FIR 50Hz	MOTOR-PUMP 5213E2450 FIR	1							

MOD.	HORNOS / OVEN	ZONA / ZONE	CONDUCCIONES DE AGUA / WATER PIPES	PLANO DIAGRAM	C-2741

ITEM	CODIGO CODE	DENOMINACION	NAME	VPG-202							NOTAS
17	T330731000	GOMA VALVULA BOMBA	PUMP VALVE RUBBER	1							
	Q881304000	ABRAZADERA 20-32	CLAMP 20-32	1							
	Q881305000	ABRAZADERA 25-40	CLAMP 25-40	1							
18	T330707000	PUNTA ACOPLE MOTOR A VALV.	CONN. POINT MOTOR TO VAL.	1							
S/Nº	Q307084000	JUNTA TORICA Ø11X3.5	O-RING Ø18X3.5	1							ELIMINADO 11,06,12
S/Nº	12019645	JUNTA TORICA Ø10x3.5	O-RING Ø10X3.5	1							INTRODUCIDO 11,06,12
19	T330723000	CUERPO VALVULA COMPLETO	COMPLETE VALVE BODY	1							
	T330703000	JUNTA TEFLON VALVULA	TEFLON VALVE BOARD	2							
	T330703000	JUNTA TEFLON VALVULA	TEFLON VALVE BOARD	1							ELIMINADO 10,10,11
	T330749000	JUNTA TEFLON VALVULA	TEFLON VALVE BOARD	1							INTRODUCIDO 10,10,11
	Q307080000	JUNTA TORICA Ø52X3,5	O-RING Ø52X3.5	1							
	Q307079000	JUNTA TORICA Ø33x3,5	O-RING Ø33x3.5	1							
S/Nº	Z200910000	MANGUERA DESAGUE	DRAIN HOSE	1							
20	3716000000	TUBO SILICONA Tº Ø 35*27	HIGH SILICON PIPE Tº Ø 35*27	1							
	Q881305000	ABRAZADERA 25-40	CLAMP 25-40	2							

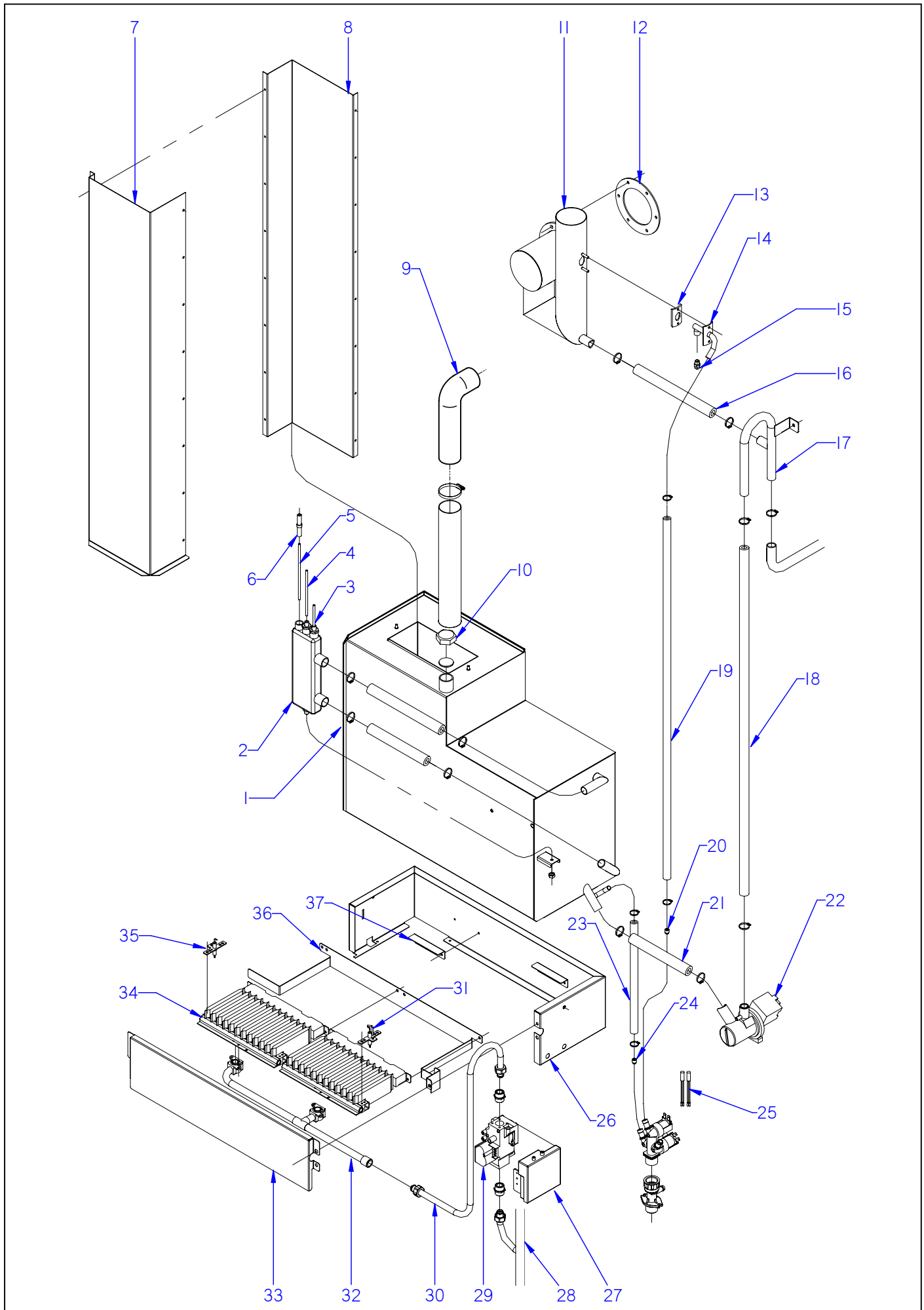

ITEM MARCADO EN COLOR = REPUESTO RECOMENDADO
COLOURED ITEM = RECOMMENDED SPARE PART

N plano	Firma	Fecha	Aparato		Lamina	
C-2742		2010-12	CIRCUITO DE VAPOR / STEAM CIRCUIT HORNO VG-202 / VPG-202		9	Fagor Industrial S.Coop. FAGOR Oñate

MOD.	HORNOS / OVEN	ZONA / ZONE	CIRCUITO DE VAPOR / STEAM CIRCUIT	PLANO DIAGRAM	C-2742

ITEM	CODIGO CODE	DENOMINACION	NAME	VG-202	VPG-202						NOTAS
1		**KIT GENERADOR DE VAPOR 20/21**	**STEAM GENERATOR KIT 20/21**	**1**	**1**						
1	T545001000	GENERADOR DE VAPOR 202	STEAM GENERATOR 202	1	1						
S/Nº	Z956104000	INYECTOR 1.1 A-15009 GN	INJECTOR 1.1 A-15009 GN	24	24						GAS NATURAL
S/Nº	Z950353000	ESCUADRA PROTECCION	BRACKET PROTECTION	2	2						
	Q232030000	ARANDELA A5	WASHER A5	4	4						
	Q163030000	TUERCA EXAGONAL M5	HEXAGONAL NUT M5	4	4						
2	T325079000	BOTE DE NIVELES	LEVELS VESSEL	1	1						
	Q228051000	TUERCA EXAGONAL M8 PLASTICO	HEXAGONAL NUT M8 PLASTIC	1	1						
3	R345063000	ELECTRODO DE NIVEL BAJO	LOW LEVEL ELECTRODE	1	1						
4	R345060000	ELECTRODO DE NIVEL ALTO	HIGH LEVEL ELECTRODE	1	1						
5	R345064000	ELECTRODO DE MASA	EARTH ELECTRODE	1	1						
6	R345069000	GUIA AISLANTE	INSULATION GUIDE	3	3						
7	T492610000	POSTER. CHIMENEA GENERADOR	REAR FLUEPIPE GENERATOR	1	1						
7	T492610000	POSTER. CHIMENEA GENERADOR	REAR FLUEPIPE GENERATOR	1	1						INTRODUCIDO 01.04.11
8	T492609000	ANTER. CHIMENEA GENERADOR	FRONT FLUEPIPE GENERATOR	1	1						ELIMINADO 01.04.11
	Q412002000	REMACHE TUBULAR Ø4x7,5	TUBULAR RIVET Ø4x7.5	16	16						
	Q302022000	ARANDELA Ø16xØ6x1.2	WASHER Ø16xØ6x1.2	2	2						
	Q162030000	TUERCA EXAGONAL M5	HEXAGONAL NUT M5	2	2						
9	T722608000	TUBO FLEXIBLE Ø53X360	FLEXIBLE TUBE Ø53X360	1	1						ELIMINADO 01,12,11
9	12041855	TUBO FLEXIBLE Ø53x360 VARIL INO	FLEXIBLE TUBE ROD Ø53x360 IN	1	1						INTRODUCIDO 01,12,11
	Q881307000	ABRAZADERA 40*60	CLAMP 40*60	2	2						
10	R015010000	TUERCA TAPON 1"	PLUG NUT 1"	1	1						
	R015011000	ARANDELA Ø32	WASHER Ø32	1	1						
11	T495005000	RETORNO COMPLETO 2021	COMPLETE RETURN 2021	1	1						
	Q162040000	TUERCA EXAGONAL M6	HEXAGONAL NUT M6	8	8						
12	T145711000	JUNTA COLECT 20-11/20-21 GAS	COLLECTOR SEAL 20-11/20-21 G	1	1						
13	R725159000	JUNTA TUBO INYECTOR	INJECTOR PIPE SEAL	1	1						
14	T115112000	CONDUCCION DE VAHOS COMPL.	COMPL. VAPOUR DUCT	1	1						
15	T115086000	TOBERA 1/8"	NOZZLE 1/8	1	1						
	Q242030000	ARANDELA ABANICO A5 A.304	FAN WASHER A5 A.304	2	2						
	Q162030000	TUERCA EXAGONAL M5	HEXAGONAL NUT M5	2	2						

MOD.	HORNOS / OVEN	ZONA / ZONE	CIRCUITO DE VAPOR / STEAM CIRCUIT	PLANO DIAGRAM	C-2742

ITEM	CODIGO CODE	DENOMINACION	NAME	VG-202	VPG-202						NOTAS
16	3715900000	TUBO SILICONA ALTA Tª Ø26*18	HIGH SILICON PIPE Tª Ø26*18	1	1						
	Q901311000	ABRAZADERA ELASTI. Ø26,7-28,1	ELAST. CLAMP Ø26.7-28.1	2	2						
17	T305019000	CONDUC. DESAGÜE GENERADOR	GENERATOR DRAIN PIPE	1	1						
	Q221342000	REMACHE EXAGONAL M5	HEXAGONAL RIVET M5	1	1						
	Q242030000	ARANDELA ABANICO A5	FAN WASHER A5	1	1						
	Q012031000	TORNILLO EXAGONAL M5x10	HEXAGONAL BOLT M5x10	1	1						
18	3715900000	TUBO SILICONA ALTA Tª Ø26*18	HIGH SILICON PIPE Tª Ø26*18	2	2						
	Q901311000	ABRAZADERA ELASTI. Ø26,7-28,1	ELAST. CLAMP Ø26.7-28.1	4	4						
19	3676900000	TUBO GOMA NEGRA Ø17xØ10	BLACK RUBBER PIPE Ø17*10	1	1						
	Q901310000	ABRAZADERA ELASTI. Ø16,8-17,7	ELAST. CLAMP Ø16.8-17.7	2	2						
20	P305013000	REGULADOR 1L AMA. 254.005	REGULATOR 1L AMA. 254.005	1	1						
21	3715900000	TUBO SILICONA ALTA Tª Ø26*18	HIGH SILICON PIPE Tª Ø26*18	1	1						
	Q901311000	ABRAZADERA ELASTI. Ø26,7-28,1	ELAST. CLAMP Ø26.7-28.1	2	2						
22	Z220901000	BOMBA DESAGUE 30W	DRAINAGE PUMP 30W	1	1						
22	Z223501000	BOMBA DE DESAGUE 30W 60HZ	DRAINAGE PUMP 30W 60HZ	1	1						
23	3676900000	TUBO GOMA NEGRA Ø17xØ10	BLACK RUBBER PIPE Ø17*10	1	1						
	Q901310000	ABRAZADERA ELASTI. Ø16,8-17,7	ELAST. CLAMP Ø16.8-17.7	2	2						
24	Z601156000	REGULADOR 8L RO. 254.034	REGULATOR 8L RED 254.034	1	1						
25	Z233012000	CONDENSAD. ANTIPARASITARIO	ANTIPARASITIC CONDENSER	3	3						
26	T495701000	CAJA DE QUEMADOR 2021	BURNER BOX 2021	1	1						
	Q242030000	ARANDELA ABANICO A5 A.304	FAN WASHER A5 A.304	2	2						
	Q232030000	ARANDELA A5	WASHER A5	2	2						
	Q012031000	TORNILLO EXAGONAL M5x10 A304	HEXAGONAL BOLT M5x10 A304	2	2						
27	T303013000	CONTROL DE ENCENDIDO HONEYW	IGNITION CONTROL HONEYWEL	1	1						
28	T545003000	ENTRADA GAS COMPLETA	COMPLETE GAS INPUT	1	1						
	Q232030000	ARANDELA A5	WASHER A5	2	2						
	Q242030000	ARANDELA ABANICO A5 A.304	FAN WASHER A5 A.304	2	2						
	Q012032000	TORNILLO EXAGONAL M5x15	HEXAGONAL BOLT M5x15	2	2						
29	T305054000	VALVULA VK 4105T	VALVE VK 4105T	1	1						
	S205023000	MANGUITO DOBLE 1/2	DOUBLE SLEEVE 1/2	1	1						

MOD.	HORNOS / OVEN	ZONA / ZONE	CIRCUITO DE VAPOR / STEAM CIRCUIT	PLANO DIAGRAM	C-2742

ITEM	CODIGO CODE	DENOMINACION	NAME	VG-202	VPG-202						NOTAS
30	T305090000	TUBO DE GAS FLEXIBLE 300-90º	GAS HOSE 300-90º	1	1						
	Z955807000	JUNTA CORCHO	CORK SEAL	2	2						
	Q151320000	TOR. ALOMADO M4X6 H.ZINCADO	CURVED SCREW M4X6 H. ZINC	2	2						
31	Z955802000	ELECTRODO IGNICION F1643500	IGNITION ELECTRODE F1643500	1	1						
	Q153021000	TORNILLO ALOMADO M4x10	CURVED SCREW M4X10	1	1						
32	T545711000	ACOPLADOR COMPLETO 202	COMPLETE COUPLER 202	1	1						
	Z955807000	JUNTA CORCHO	CORK SEAL	2	2						
	Q151320000	TOR. ALOMADO M4X6 H.ZINCADO	CURVED SCREW M4X6 H. ZINC	4	4						
33	T495702000	TAPA CAJA QUEMADOR	BURNER BOX COVER	1	1						
34	Z955801000	QUEMADOR DEL GENERADOR	GENERATOR BURNER	2	2						
	Q042022000	TORNILLO AVELLANADO M4X15	COUNTERSUNK BOLT M4x15	4	4						
	Q242020000	ARANDELA ABANICO A.4 A304	FAN WASHER A.4 A304	4	4						
	Q163020000	TUERCA EXAGONAL M4 LATON	HEXAGONAL NUT M4 BRASS	4	4						
35	Z955803000	ELECTRODO DETECCION F1643600	DETECTION ELECTRODE F16436	1	1						
	Q153021000	TORNILLO ALOMADO M4x10	CURVED SCREW M4X10	1	1						
36	T495703000	ESCUADRA AMARRE QUEMADOR	BURNER FASTENING BRACKET	1	1						
	Q412002000	REMACHE AVINOX Ø4x10mm	RIVET AVINOX Ø4x10mm	4	4						
	Q221342000	REMACHE EXAGONAL M5	HEXAGONAL RIVET M5	2	2						
	Q152004000	TORNIL. APLASTADO M5x13 A304	FLAT HEADED BOLT M5x13 A304	2	2						
37	T305707000	APOYO QUEMADOR	BURNER SUPPORT	2	2						
	Q412002000	REMACHE AVINOX Ø4x10mm	RIVET AVINOX Ø4x10mm	4	4						

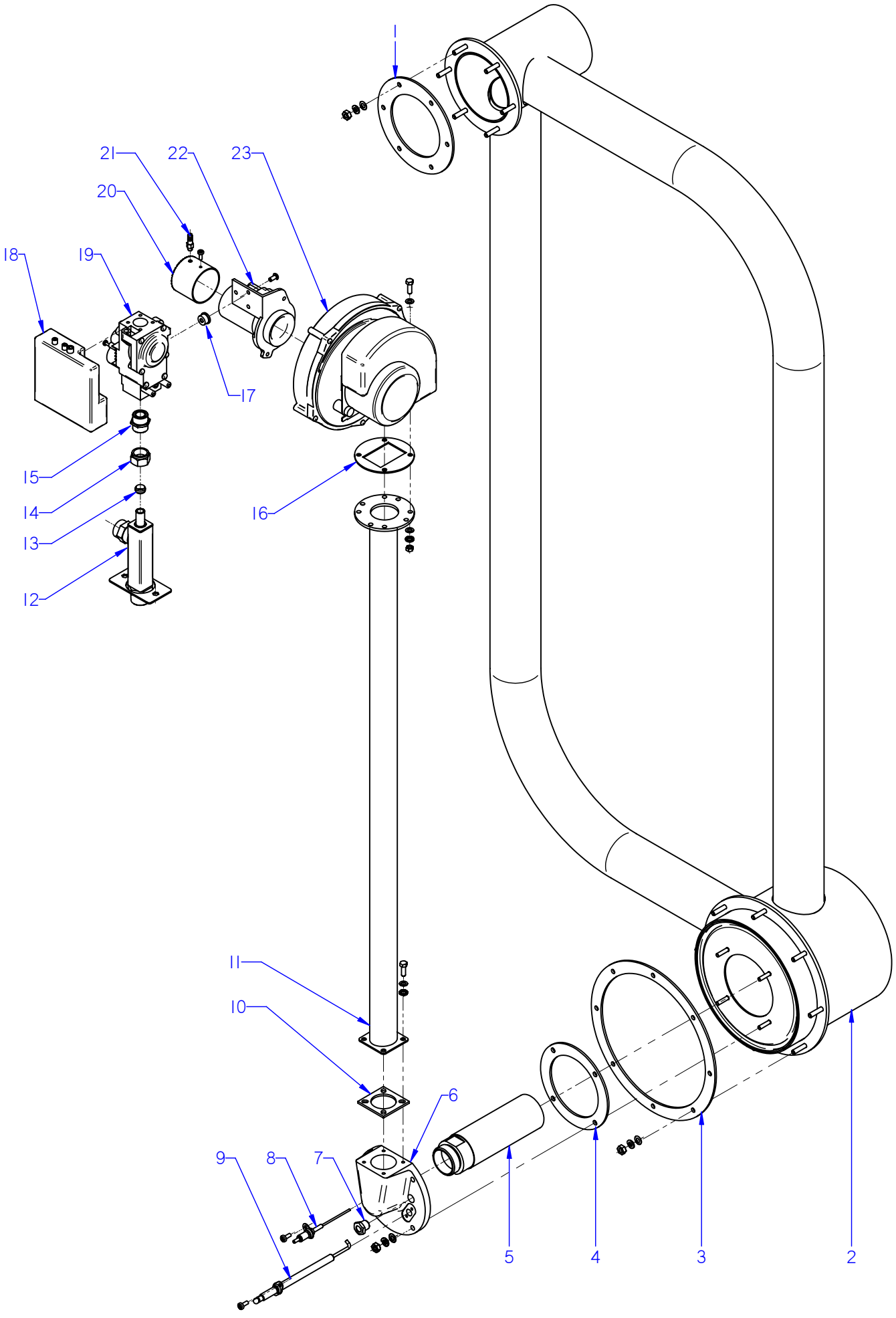

ITEM MARCADO EN COLOR = REPUESTO RECOMENDADO
COLOURED ITEM = RECOMMENDED SPARE PART

N plano	Firma	Fecha	Aparato	Lamina	
C-2743		2010-12	PARTE FUNCIONAL GAS / FUNCTIONAL PART GAS HORNOS COG / VG / VPG-202	10	Fagor Industrial S.Coop. FAGOR Onate

MOD.	HORNOS / OVEN	ZONA / ZONE	PARTE FUNCIONAL GAS FUNCTIONAL PART GAS	PLANO DIAGRAM	C-2743

ITEM	CODIGO CODE	DENOMINACION	NAME	COG-202	VG-202	VPG-202					NOTAS
1	T145711000	JUNTA COLECT 20-11/20-21 GAS	COLLECTOR SEAL 20-11/20-21 GA	1	1	1					
2	**1100003121**	**KIT INTERCAMBIADOR GAS 2021**	**HEAT EXCHANGER 2021 KIT**	1	1	1					
2	T495707000	INTERCAMBIADOR GAS 2021	HEAT EXCHANGER 2021	**1**	**1**	**1**					
	Q232040000	ARANDELA A6	WASHER A6	8	8	8					
	Q262040000	ARAND.GROW. A6 A.304	WASHER GROW. A6 A.304	8	8	8					
	Q163040000	TUER.EXA.M6 LATON	HEX NUTM6 BRASS	8	8	8					
3	T145710000	JUNTA CAMARA COMBUST. 20/21	FUEL CHAMBER SEAL 20/21	**1**	**1**	**1**					
4	R725055000	JUNTA DE TAPA PRINCIPAL	MAIN COVER SEAL	1	1	1					
5	T495709000	QUEMADOR HGV-HGC-20/21	BURNER HGV-HGC-20/21	1	1	1					
6	T495710000	TAPA PRINCIPAL 20/21	PRINCIPAL COVER 20/21	1	1	1					
	Q232030000	ARANDELA A5	WASHER A5	4	4	4					
	Q242030000	ARAND.GROW. A5 A.304	WASHER GROW A5 A.304	4	4	4					
	Q163030000	TUER.EXA.M5 LATON	HEX NUTM5 BRASS	4	4	4					
7	R725015000	VISOR DE ENCENDIDO	IGNITION WINDOW	1	1	1					
	R725063000	CRISTAL DE VISOR	WINDOW GLASS	1	1	1					ELIMINADO 31,01,12
8	T135705000	ELECTRODO DETEC 201/202 GAS	DETEC. ELECTRODE 201/202 GAS	1	1	1					
	Q153021000	TORNILLO ALOMADO M4 X 10	CURVED SCREW M4 X 10	1	1	1					
9	T135706000	ELECTRODO IGNICION 20/11-20/21	IGNITION ELECTRODE 20/11-20/2	1	1	1					
	Q153021000	TORNILLO ALOMADO M4 X 10	CURVED SCREW M4 X 10	2	2	2					
10	T305041000	JUNTA TAPA PRINCIPAL	PRINCIPAL COVER SEAL	1	1	1					
11	T495031000	TUBO TAPA PRINCIPAL COMP. 2021	COMP. PRINCIPAL COVER PIPE 2	1	1	1					
	Q012032000	TORNILLO EXAGONAL M5x15	HEXAGONAL BOLT M5x15	4	4	4					
	Q232030000	ARANDELA A5	WASHER A5	4	4	4					
	Q242030000	ARANDELA ABANICO A5 A.304	FAN WASHER A5 A.304	4	4	4					
12	T345021000	ENTRADA GAS COMPLETA HGC	COMPLETE GAS INPUT HGC	1	_	_					
12	T545003000	ENTRADA GAS COMPLETA	COMPLETE GAS INPUT	_	1	1					
	Q232030000	ARANDELA A5	WASHER A5	2	2	2					
	Q242030000	ARANDELA ABANICO A5 A.304	FAN WASHER A5 A.304	2	2	2					
	Q012032000	TORNILLO EXAGONAL M5x15	HEXAGONAL BOLT M5x15	2	2	2					
13	U055043000	BICONO Ø12	BICONE Ø12	_	1	1					
14	Q221334000	TUERCA 1/2	NUT 1/2	_	1	1					

MOD.	HORNOS / OVEN	ZONA / ZONE	PARTE FUNCIONAL GAS FUNCTIONAL PART GAS	PLANO DIAGRAM	C-2743

ITEM	CODIGO CODE	DENOMINACION	NAME	COG-202	VG-202	VPG-202					NOTAS
15	S205023000	MANGUITO DOBLE 1/2	DOUBLE SLEEVE 1/2	_	1	1					
16	T305042000	JUNTA VENTILADOR	FAN SEAL	1	1	1					
	Q242030000	ARANDELA ABANICO A5 A.304	FAN WASHER A5 A.304	8	8	8					
	Q012032000	TORNILLO EXAGONAL M5x15	HEXAGONAL BOLT M5x15	8	8	8					
	Q232030000	ARANDELA A5	WASHER A5	12	12	12					
	Q162030000	TUERCA EXAGONAL M5	HEXAGONAL NUT M5	4	4	4					
17	T495032000	TOBERA VK41 Ø5.25 (BUT-PROP.)	NOZZLE VK41 Ø5.25 (BUT-PROP.)	1	1	1					
17	T495033000	TOBERA VK41 Ø7 (GAS NATURAL)	NOZZLE VK41 Ø7 (GAS NATURAL	1	1	1					
18	T303013000	CONTROL ENCEND. HONEYWELL	IGNITION CONTROL HONEYWEL	_	1	1					ELIMINADO 01.04.11
19	T305054000	VALVULA VK 4105T	VALVE VK 4105T	_	1	1					
20	T305712000	TUBO VENTILADOR COMPLETO	COMPLETE FAN PIPE	1	1	1					
	Q307036000	JUNTA TOR. 5.28X8.84X1.78	"O" RING. 5.28X8.84X1.78	1	1	1					
	Q151320000	TOR.ALOMADO M4X6 H.ZINCADO	CURVED SCREW M4X6 H.ZINC	1	1	1					
21	R725077000	BOQUILLA CONEX. PRESOSTATO	CONNEX NOZZLE PRESSURE SW	1	1	1					
22	T493006000	VENTURI 45.900.444.001	VENTURI 45,900,444,001	1	1	1					
	Q032031000	TOR.ALOMADO M5X10	CURVED SCREW M5X10	3	3	3					
23	T495028000	CONJUNTO VENTIL VALV BP 2021	VALVE FAN UNIT BP 2021	1	1	1					
23	T495042000	CONJUNTO VENTIL VALV GN 2021	VALVE FAN UNIT GN 2021	1	1	1					

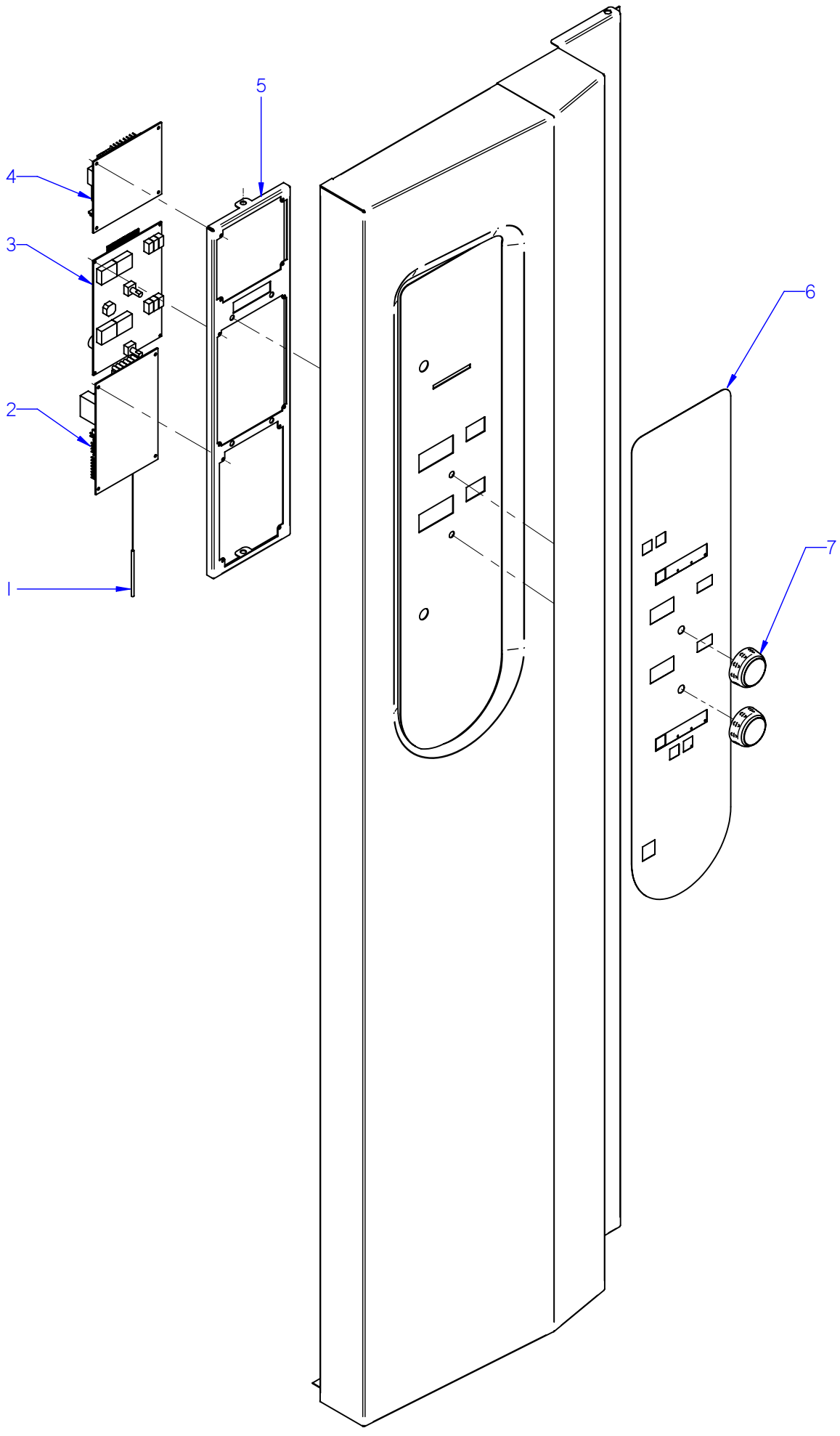

ITEM MARCADO EN COLOR = REPUESTO RECOMENDADO
COLOURED ITEM = RECOMMENDED SPARE PART

N plano	Firma	Fecha	Aparato	Lamina
C-2744		2012-10	CONJUNTO ELECTRICO PORTAMANDOS / CONTROL HOLDER ELECTRIC HORNOS COG-202	11

Fagor Industrial S.Coop. FAGOR
Onate

APARATO / APPLIANCE	HORNOS / OVENS	ZONA / ZONE	CONJUNTO ELECTRICO PORTAMANDOS / CONTROL HOLDER ELECTRIC UNIT	PLANO DRAWING	C-2744

ITEM	CODIGO REFERENCE	DENOMINACION	DENOMINATION	COG-202								ELIMINADO ELIMINATED	INTRODUCID. INTRODUCED	NOTAS
1	T323011000	CONJUN. TERMOPAR CAMARA (K)	CHAMBER THERMOCOUPLE UNI	1										
2	T553003000	TARJETA CONTROL DE CAMARA	CHAMBER CONTROL CARD	1								15,11,11		
2	12097540	CONTROL TARJETA CAM.12V AC .	CARD CONTROL 12V AC 50/60Hz	1									15,11,11	
	Q221026000	CLIP SUJECIÓN RÁPIDA Ø 4	RAPID CONNE RAPID RAPID RAF	4										
3	T533001000	TARJETA PORTAMANDOS HEI-HG	CONTROL PANEL CARD	1								15,11,11		
3	12097547	VISUALIZADOR 12V AC 50/60Hz 12	12V AC 50/60Hz 12D DISPLAY	1									15,11,11	
	Q221026000	CLIP SUJECIÓN RÁPIDA Ø 4	RAPID CONNE RAPID RAPID RAF	4										
4	T553004000	TARJETA CONTROL DE GAS	CONTROL CARD GAS	1										
	Q221026000	CLIP SUJECIÓN RÁPIDA Ø 4	RAPID CONNE RAPID RAPID RAF	4										
5	T932802000	SOPORTE PROGRAMADOR	PROGRAM. SUPPORT	1										
6	T633001000	SERIGRAFIA HEM 21	SERIGRAPHY HEM 21	1										
7	T903007000	BOTON DE MANDO	CONTROL BUTTON	2										

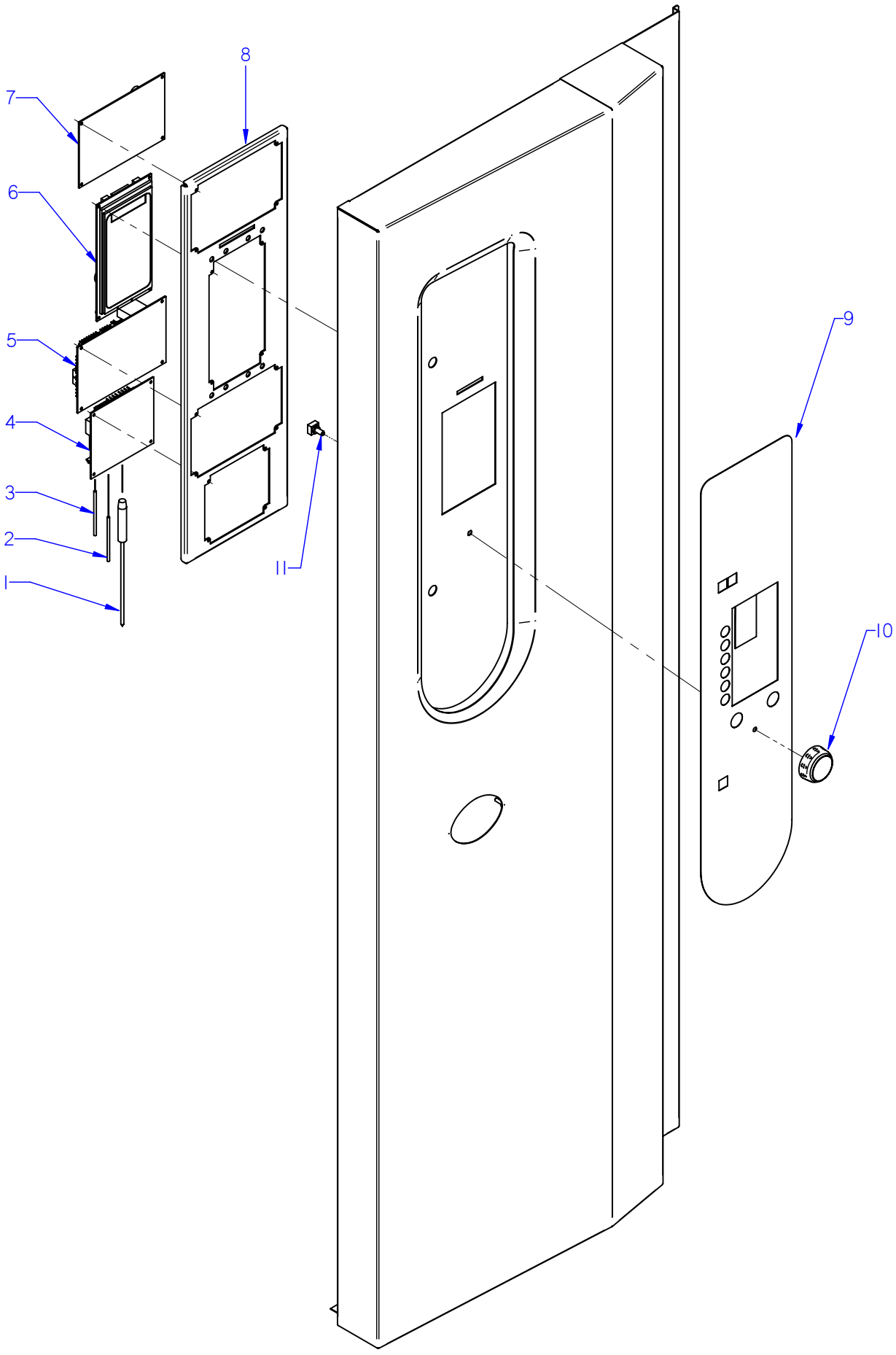

ITEM MARCADO EN COLOR = REPUESTO RECOMENDADO
COLOURED ITEM = RECOMMENDED SPARE PART

N plano	Firma	Fecha	Aparato	Lamina	
C-2745		2010-12	CONJUNTO ELECTRICO PORTAMANDOS / CONTROL HOLDER ELECTRIC HORNOS VG-202	12	Fagor Industrial S.Coop. FAGOR Oñate

APARATO / APPLIANCE	HORNOS / OVENS	ZONA / ZONE	CONJUNTO ELECTRICO PORTAMANDOS / CONTROL HOLDER ELECTRIC UNIT	PLANO DRAWING	C-2745

ITEM	CODIGO REFERENCE	DENOMINACION	DENOMINATION	VG-202								ELIMINADO ELIMINATED	INTRODUCID. INTRODUCED	NOTAS
1	T303007000	CONJUNTO SONDA PARA NUCLEO	PROBE UNIT FOR CORE	1										
2	T323011000	CONJUN. TERMOPAR CAMARA (K)	CHAMBER THERMOCOUPLE UNI	1										
3	T323024000	CONJUN. TERMOPAR VAPOR 10/2	STEAM THERMOCOUPLE UNIT 1	1										
4	T553004000	TARJETA CONTROL DE GAS	CONTROL CARD GAS	1										
	Q221026000	CLIP SUJECIÓN RÁPIDA Ø 4	RAPID CONNE RAPID RAPID RAF	4										
5	T553003000	TARJETA CONTROL DE CAMARA	CHAMBER CONTROL CARD	1								15,11,11		
5	12097540	CONTROL TARJETA CAM.12V AC .	CARD CONTROL 12V AC 50/60Hz	1									15,11,11	
	Q221026000	CLIP SUJECIÓN RÁPIDA Ø 4	RAPID CONNE RAPID RAPID RAF	4										
6	T913003000	CIRC PORTAMANDOS HEM HGV	CONTROL HOLDER CIRCUIT HE	1								15,11,11		
6	12046658	VISUALIZADOR 12V AC 50/60Hz 32	12V AC 50/60Hz 32 D DISPLAY	1									15,11,11	
	Q221026000	CLIP SUJECIÓN RÁPIDA Ø 4	RAPID CONNE RAPID RAPID RAF	4										
7	T553002000	TARJETA CONTROL CALDERA	BOILER CONTROL CARD	1								15,11,11		
7	12097545	CONTROL TARJETA CALD. 12V AC	CARD CONTROL 12V AC 50/60Hz	1									15,11,11	
	Q221026000	CLIP SUJECIÓN RÁPIDA Ø 4	RAPID CONNE RAPID RAPID RAF	4										
8	T842812000	SOPORTE CIRCUITOS HGV 10-11	SUPPORT CIRCUITS HGV 10-11	1										
	Q232030000	ARANDELA A5	WASHER A.5	4										
	Q221308000	TUE.EX.AUT.M5 H.ZINCADA	HEXAGONAL NUT M5 H. ZINC,	4										
	Q412005000	REMACHE AVINOX Ø3x2,6MM	TUBULAR RIVET Ø3x2,6MM	15										
9	T613006000	SERIGRAFIA HEM 21	SERIGRAPHY HEM 21	1										
10	T903007000	BOTON DE MANDO	CONTROL BUTTON	1										
11	T513009000	ENCODER GAMA VISUAL	VISUAL RANGE ENCODER	1										

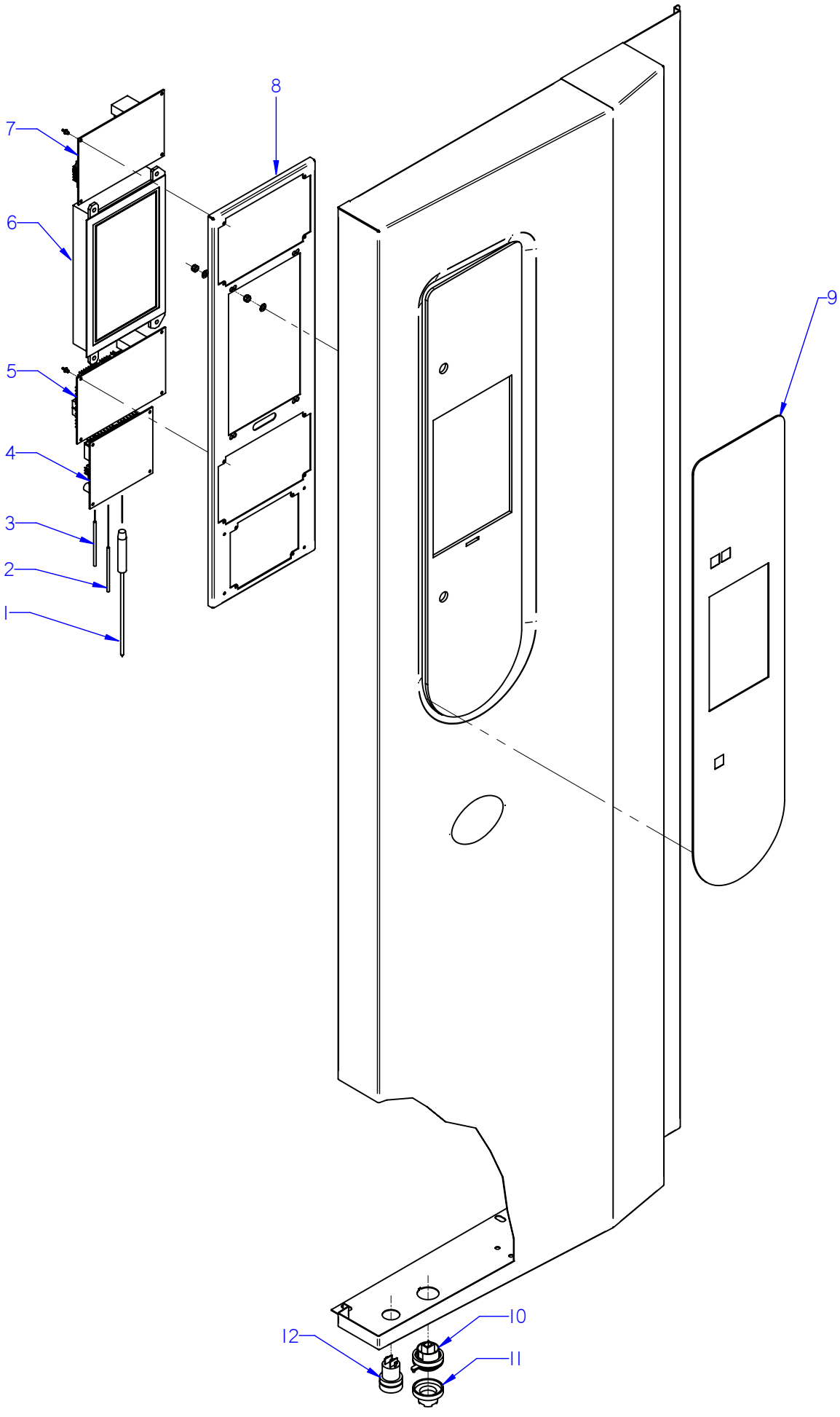

ITEM MARCADO EN COLOR = REPUESTO RECOMENDADO
COLOURED ITEM = RECOMMENDED SPARE PART

N plano	Firma	Fecha	Aparato	Lamina	
C-2746		2010-12	CONJUNTO ELECTRICO PORTAMANDOS / CONTROL HOLDER ELECTRIC HORNOS VPG-202	13	Fagor Industrial S.Coop. FAGOR Oñate

APARATO / APPLIANCE	HORNOS / OVENS	ZONA / ZONE	CONJUNTO ELECTRICO PORTAMANDOS / CONTROL HOLDER ELECTRIC UNIT	PLANO DRAWING	C-2746

ITEM	CODIGO REFERENCE	DENOMINACION	DENOMINATION	VPG-202								ELIMINADO ELIMINATED	INTRODUCID. INTRODUCED	NOTAS
1	T623006000	CONJUN. SONDA NUCLEO 5 PUNT	PROBE UNIT FOR CORE	1										
2	T323011000	CONJUN. TERMOPAR CAMARA (K)	CHAMBER THERMOCOUPLE UNI	1										
3	T323024000	CONJUN. TERMOPAR VAPOR 10/2	STEAM THERMOCOUPLE UNIT 1	2										
4	T553004000	TARJETA CONTROL DE GAS	CONTROL CARD GAS	1										
	Q221026000	CLIP SUJECIÓN RÁPIDA Ø 4	RAPID CONNE RAPID RAPID RAF	4										
5	T553003000	TARJETA CONTROL DE CAMARA	CHAMBER CONTROL CARD	1								15,11,11		
5	12097540	CONTROL TARJETA CAM.12V AC .	CARD CONTROL 12V AC 50/60Hz	1									15,11,11	
	Q221026000	CLIP SUJECIÓN RÁPIDA Ø 4	RAPID CONNE RAPID RAPID RAF	4										
6	T553010000	PLATAFORMA VISUAL PLUS	VISUAL PLUS PLATFORM	1										
	Q032011000	TORNILLO ALOMADO M3x10	CURVED SCREW M.3x10	4										
	Q232010000	ARANDELA PLANA A3 DIN 125	WASHER A3 DIN 125	4										
	Q242010000	ARANDELA ABANICO A3 A.304	FAN SHAPED WASHER A.3	4										
	Q161310000	TUERCA EXAGONAL M3 H. ZINC,	HEXAGONAL NUT M3 H. ZINC,	4										
	Q221026000	CLIP SUJECIÓN RÁPIDA Ø 4	RAPID CONNE RAPID RAPID RAF	4										
7	T553002000	TARJETA CONTROL CALDERA	BOILER CONTROL CARD	1								15,11,11		
7	12097545	CONTROL TARJETA CALD. 12V AC	CARD CONTROL 12V AC 50/60Hz	1									15,11,11	
	Q221026000	CLIP SUJECIÓN RÁPIDA Ø 4	RAPID CONNE RAPID RAPID RAF	4										
8	T652804000	SOPORTE CIRCUITOS VPE VPG 21	SUPPORT CIRCUITS VPE VPG 21	1										
	Q232030000	ARANDELA A5	WASHER A.5	4										
	Q221308000	TUE.EX.AUT.M5 H.ZINCADA	HEXAGONAL NUT M5 H. ZINC,	4										
	Q412005000	REMACHE AVINOX Ø3x2,6MM	TUBULAR RIVET Ø3x2,6MM	15										
9	T623016000	SERIGRAFIA VISUAL PLUS 8" 16	SERIGRAPHY VISUAL PLUS 8" 16	1										
10	T723006000	CONECTOR USB VISUAL PLUS	VISUAL PLUS USB CONNECTOR	1										
11	T723007000	TAPA USB VISUAL PLUS	VISUAL PLUS USB COVER	1										
12	T723009000	PULSADOR SERIE MICRO	MICRO SWITCH SERIES	1										

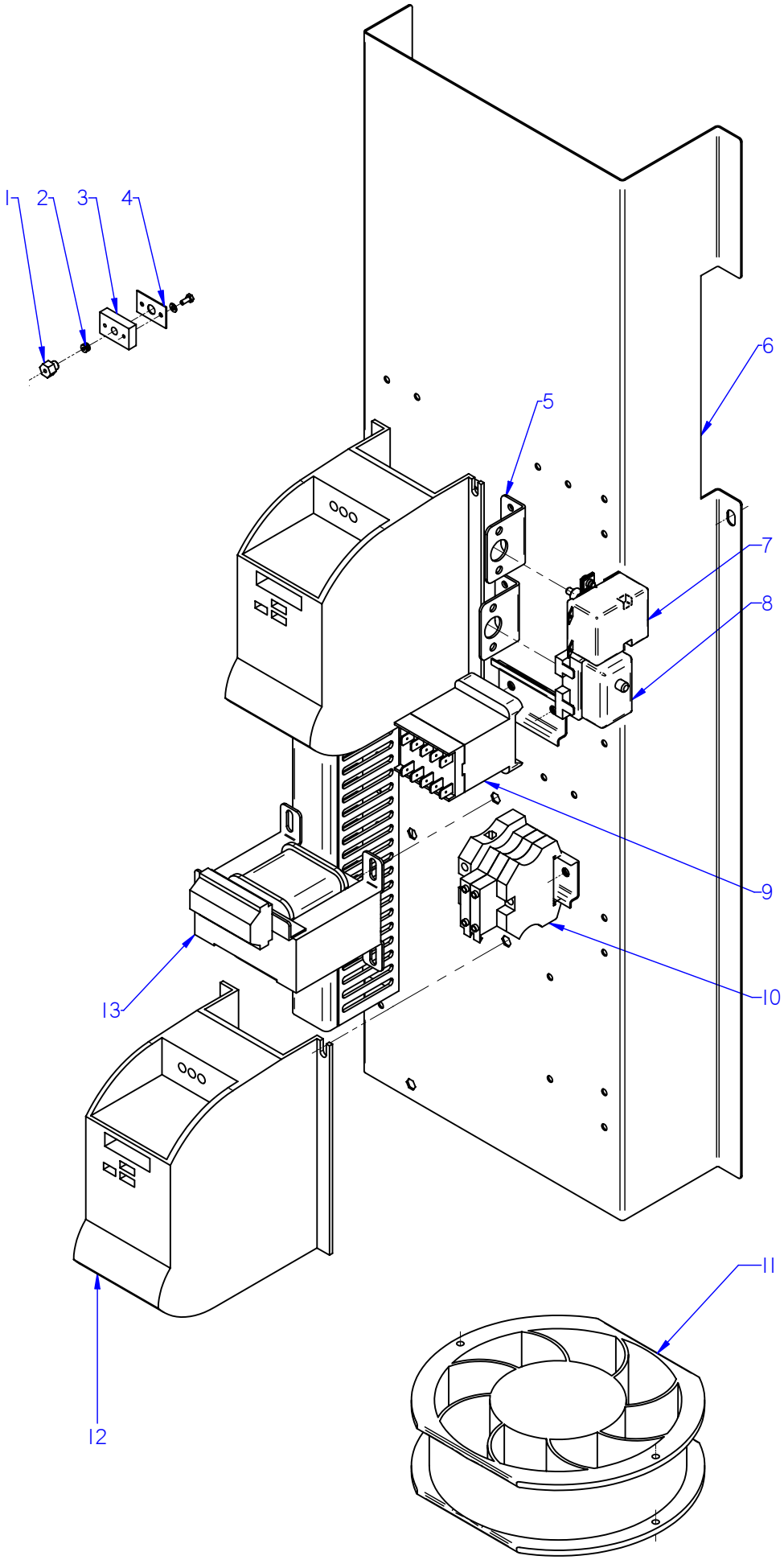

ITEM MARCADO EN COLOR = REPUESTO RECOMENDADO
COLOURED ITEM = RECOMMENDED SPARE PART

N plano	Firma	Fecha	Aparato	Lamina	
C-2747		2010-12	CUADRO ELECTRICO / ELECTRIC PANEL HORNOS COG / VG / VPG-202	14	Fagor Industrial S.Coop. FAGOR Oñate

MOD.	HORNOS / OVEN	ZONA / ZONE	CUADRO ELECTRICO / ELECTRIC PANEL	PLANO DIAGRAM	C-2747

ITEM	CODIGO CODE	DENOMINACION	NAME	COG-202	VG-202	VPG-202					NOTAS
1	R662629000	RACORD CIERRE SONDA	PROBE CLOSING ADAPTOR	2	2	2					
S/Nº	R662662000	JUNTA CIERRE BULBO LIMITADOR	BULB LIMITER CLOSING SEAL	1	1	1					
2	R662652000	BICONO CIERRE SONDA	PROBE CLOSING BICONE	1	1	1					
3	T112625000	BASE CIERRE SONDA	FIXING CORE PROBE	2	2	2					
4	R692812000	JUNTA PASAMUROS SIMPLE	SIMPLE FEEDTHROUGH SEAL	2	2	2					
	Q232020000	ARANDELA A4	WASHER A.4	4	4	4					
	Q012021000	TORNILLO EXAGONAL M4X10	HEXAGONAL SCREW M.4X10	4	4	4					
5	R343039000	SOPORTE TERMOS VAPOR	THERMOSTAT SUPPORT	1	2	2					
	Q412002000	REMACHE AVINOX Ø4x10MM	TUBULAR RIVET 4x7,5	2	4	4					
6	T533002000	CHAPA CUADRO ELEC COG-202	SQUARE PLATE ELECCOG-202	1	_	_					
6	T543003000	CHAPA CUADRO ELEC VG-P 202	SQUARE PLATE ELECVG-P 202	_	1	1					
	Q221341000	REMACHE EXAGONAL M4	HEXAGONAL RIVET M.4	8	8	8					
	Q232030000	ARANDELA A5	WASHER A.5	2	2	2					
	Q242030000	ARANDELA ABANICO A5 A.304	FAN SHAPED WASHER A.5	2	2	2					
	Q012032000	TORNILLO EXAGONAL M5x15A304	HEXAGONAL SCREW M.5x15	2	2	2					
	Q232040000	ARANDELA A6	WASHER A.6	1	1	1					
	Q242040000	ARANDELA ABANICO A6 A.304	FAN SHAPED WASHER A.6	1	1	1					
	Q162040000	TUERCA EXAGONAL M6	HEXAGONAL NUT M.6	1	1	1					
7	T303009000	TERMOSTATO LIMITADOR	THERMOSTAT LIMITER	1	1	1					
8	Z953035000	TERMOSTATO LIMITADOR AVISO	LIMITER THERMOSTAT WARNIN	_	1	1					
	Z953041000	TUERCA M.10x1 EGO 00.00600.075	NUT M.10x1 EGO 00.00600.075	2	2	2					
9	Z213007000	CONTACTOR 230V.50-60	230V.50-60 CONTACTOR	1	1	1					
10	P453026000	BORNE TIER 10 WPE-10103.O	10 WPE-10103.O EARTH TERM.	1	1	1					
	R073005000	BORNA PORTAFUSIBLES	FUSE HOLDER TERMINAL	1	1	1					
	Z263303000	TOPE FINAL	END BUFFER	1	1	1					
11	T453005000	VENTILADOR 230V.20/21	FAN 230V 20/21	2	2	2					
	Q031322000	TORNILLO ALOMADO M4x15	CURVED SCREW M.4x15	4	4	4					
	Q232020000	ARANDELA A4	WASHER A.4	4	4	4					
	Q242020000	ARANDELA ABANICO A4 A.304	FAN SHAPED WASHER A.4	4	4	4					
	Q162020000	TUERCA EXAGONAL M4	HEXAGONAL NUT M.4	4	4	4					

MOD.	HORNOS / OVEN	ZONA / ZONE	CUADRO ELECTRICO / ELECTRIC PANEL	PLANO DIAGRAM	C-2747

ITEM	CODIGO CODE	DENOMINACION	NAME	COG-202	VG-202	VPG-202					NOTAS
12	T323037000	VARIADOR FRECUENCIA SIE 0,37	FREQUENCY VARIATOR SIE 0.37	2	2	2					
	Q232020000	ARANDELA A4	WASHER A.5	4	4	4					
	Q242020000	ARANDELA ABANICO A4 A.304	FAN SHAPED WASHER A.4	4	4	4					
	Q032021000	TORNILLO ALOMADO M4X10	CURVED SCREW M.4x10	4	4	4					
13	R503005000	TRANSFORMADOR 230/14-0-12,0-1	TRANSFORMER 230/14-0-12,0-1	1	1	_					
13	T853002000	TRANSFORMADOR 12-0-12-0,24-0	TRANSFORMER 12-0-12-0,24-0	_	_	1					
	Q232020000	ARANDELA A4	WASHER A.5	4	4	4					
	Q242020000	ARANDELA ABANICO A4 A.304	FAN SHAPED WASHER A.4	4	4	4					
	Q032021000	TORNILLO ALOMADO M4X10	CURVED SCREW M.4x10	4	4	4					

MOD.	HORNOS / OVEN	ZONA / ZONE	VARIOS / MISCELLANEOUS	PLANO DIAGRAM	

ITEM	CODIGO CODE	DENOMINACION	NAME	COG-202	VG-202	VPG-202				
	T936501000	MANUAL DE INSTRUCCION. COG	INSTRUCTIO. BROCHURE COG	1	_	_				
	T946501000	MANUAL DE INSTRUCCION. VG	INSTRUCTIO. BROCHURE VG	_	1	_				
	T956501000	MANUAL DE INSTRUCCION. VPG	INSTRUCTIO. BROCHURE VPG	_	_	1				
	T643005000	ESQUEMA TEORICO GAS 102-202	THE. DIAGRAM GAS 102-202	1	1	1				PLANO HC-81921
	T633006000	PLANO MONTAJE COG	ASSEMBLY PLAN COG	1	_	_				PLANO HD-13175
	T643006000	PLANO MONTAJE VG-202 VPG-202	ASSEMBLY PLAN VG-202 VPG-20	_	1	1				PLANO HD-13177
	T303042000	LEYENDA HORNOS	LEGEND OVENS	1	1	1				PLANO HC-76970
	T633004000	INSTAL. ELECTRICA 201	201VG 102	1	_	_				
	T643007000	INSTAL. ELECTRICA VG 102	ELEC. INSTALL. VG 102	_	1	1				
	T493010000	CABLEADO LUZ INTERIOR 20-21	INTERIOR LIGHT WIRING 20-21	1	1	1				
	T333009000	CABLEADO LAVADO HEP	WASH WIRING HEP	_	_	1				
	T853003000	CABLEADO TRANSFORMA. - TFT	TRANSFORMER WIRING - TFT	_	_	1				
	T723008000	CABLE USB VISUAL PLUS	VISUAL PLUS USB CABLE	_	_	1				
	T523004000	CABLEADO PULSADOR RESET	RESET BUTTON WIRING	_	_	1				
	T843005000	CABLEADO MOTOR	MOTOR WIRING	1	1	1				ELIMINADO 09,10,11
	T743002000	CABLE. VARIADOR 201	VARIATOR WIRING201	1	1	1				
	T493011000	CABLE. VARIADOR SOPL. HGV 20-21	VARIATOR WIRING SOPL. HGV 2(	1	_	_				ELIMINADO 01.03.11
	T483002000	CABLE. VARIADOR SOPL. HGC20-21	VARIATOR WIRING SOPL. HGC 2(	1	_	_				INTRODUCIDO 01.03.11
	T493011000	CABLE. VARIADOR SOPL. HGV 20-21	VARIATOR WIRING SOPL. HGV 2(	_	1	1				
	T493012000	CABLE ENCENDIDO CAMARA 20-21	ON CAMERA WIRING 20-21	1	1	1				
	T493013000	CABLE DETEC LLAMA CAMARA 20-2	FLAME CAMERA WIRING 20-21	1	1	1				
	T303036000	CABLE ENCENDIDO CALDERA 10-2	ON BOILER WIRING 20-21	_	1	1				
	T493014000	CABLE DETECT LLAMA CALDR 20-21	FLAME BOILER WIRING 20-21	_	1	1				
	T923016000	CABLEADO BMF	WIRING BMF	1	3	3				
	T442607000	PORTABANDEJAS 2021	HOLDER TRAYS	1	_	_				
	T542820000	CARRO 20/21 VISUAL	TROLLEY 20/21 VISUAL	_	1	1				
	T542818000	RUEDA Ø 80 x 104	WHEEL Ø80 x 104	_	2	2				
	T542819000	RUEDA Ø 80 x 104 CON FRENO	WHEEL Ø80 x 104 WITH BRAKE	_	2	2				
	T492846000	ASA COMPLETA CARRO 20/21	HANDLE TROLLEY	_	1	1				

VPG 10 2, VPG 20 2
VG 10 2, VG 20 2
COG 10 2, COG 20 2

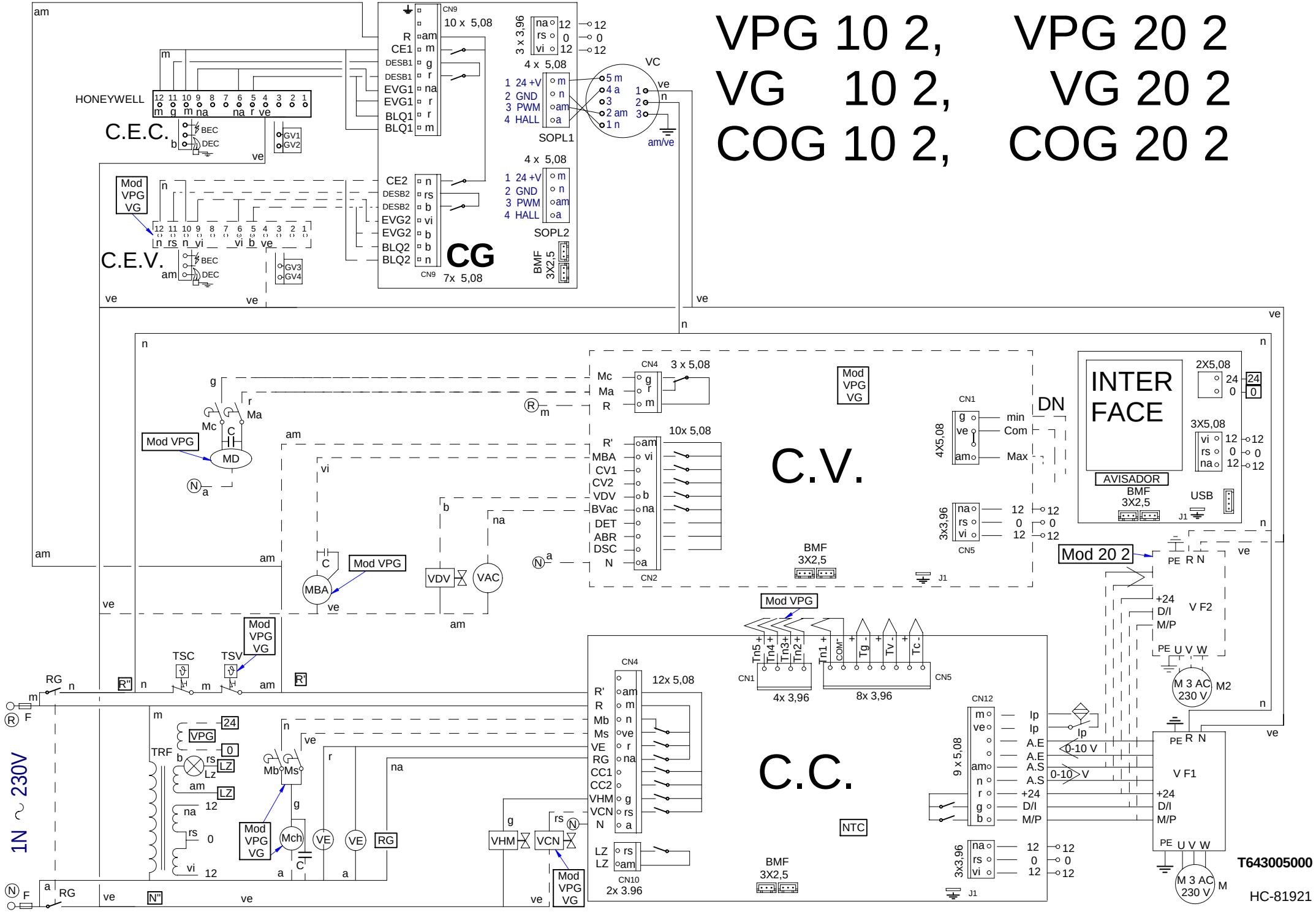

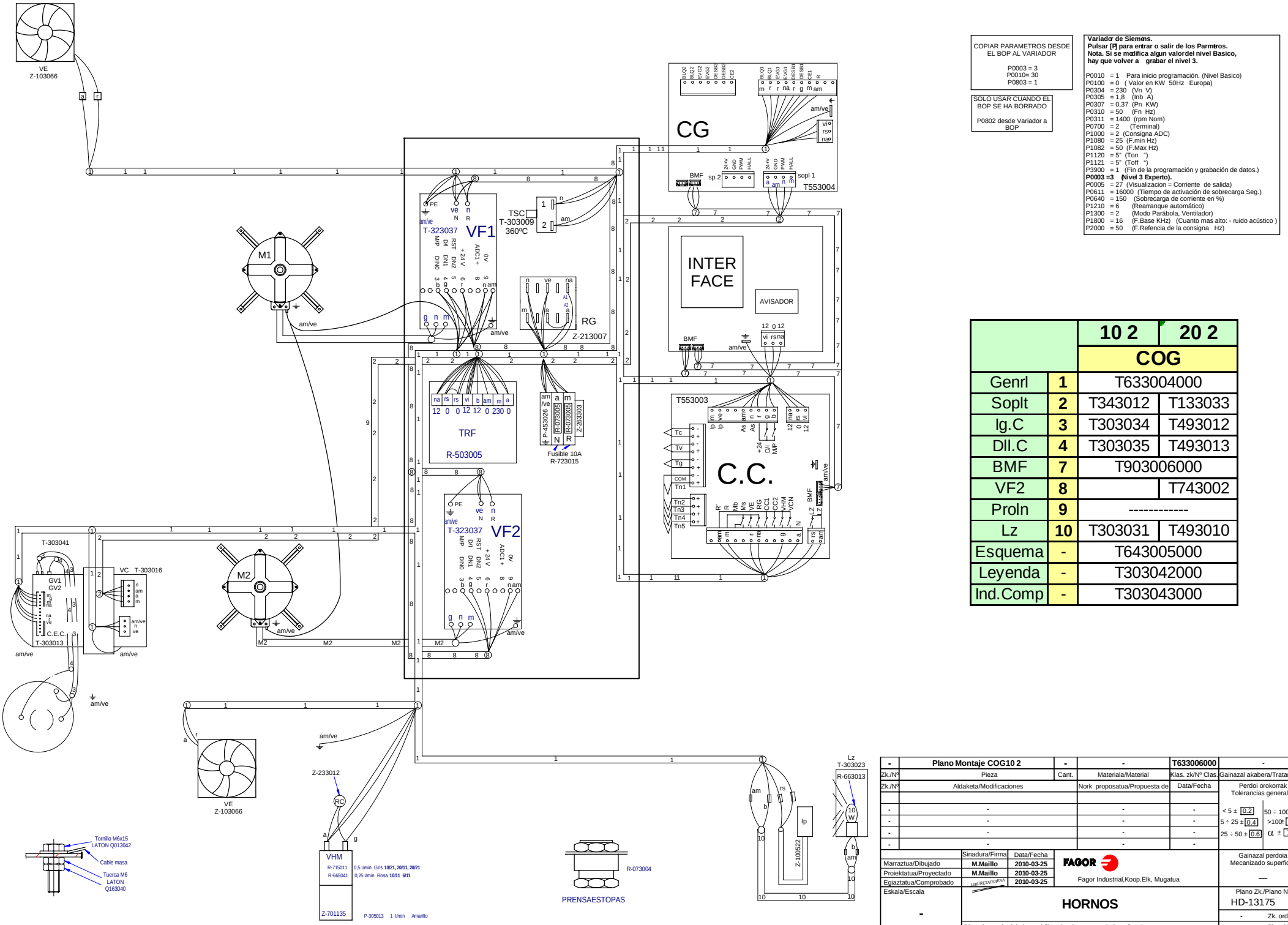

COPIAR PARAMETROS DESDE EL BOP AL VARIADOR

P0003 = 3
P0010= 30
P0803 = 1

SOLO USAR CUANDO EL BOP SE HA BORRADO

P0802 desde Variador a BOP

Variador de Siemens.
Pulsar [P] para entrar o salir de los Parmtros.
Nota. Si se modifica algun valor del nivel Basico, hay que volver a grabar el nivel 3.

P0010 = 1 Para inicio programación. (Nivel Basico)
P0100 = 0 (Valor en KW 50Hz Europa)
P0304 = 230 (Vn V)
P0305 = 1,8 (Inb A)
P0307 = 0,37 (Pn KW)
P0310 = 50 (Fn Hz)
P0311 = 1400 (rpm Nom)
P0700 = 2 (Terminal)
P1000 = 2 (Consigna ADC)
P1080 = 25 (F.min Hz)
P1082 = 50 (F.Max Hz)
P1120 = 5" (Ton ")
P1121 = 5" (Toff ")
P3900 = 1 (Fin de la programación y grabación de datos.)
P0003 =3 (Nivel 3 Experto).
P0005 = 27 (Visualizacion = Corriente de salida)
P0611 = 16000 (Tiempo de activación de sobrecarga Seg.)
P0640 = 150 (Sobrecarga de corriente en %)
P1210 = 6 (Rearranque automático)
P1300 = 2 (Modo Parábola, Ventilador)
P1800 = 16 (F.Base KHz) (Cuanto mas alto: - ruido acústico)
P2000 = 50 (F.Refencia de la consigna Hz)

		10 2	20 2
		COG	
Genrl	1	T633004000	
Soplt	2	T343012	T133033
lg.C	3	T303034	T493012
Dll.C	4	T303035	T493013
BMF	7	T903006000	
VF2	8		T743002
Proln	9	----------	
Lz	10	T303031	T493010
Esquema	-	T643005000	
Leyenda	-	T303042000	
Ind.Comp	-	T303043000	

-	Plano Montaje COG10 2	-	-	T633006000	-
Zk./Nº	Pieza	Cant.	Materiala/Material	Klas. zk/Nº Clas.	Gainazal akabera/Tratamiento
Zk./Nº	Aldaketa/Modificaciones		Nork proposatua/Propuesta de	Data/Fecha	Perdoi orokorrak Tolerancias generales
-	-		-	-	< 5 ± 0.2 / 50 ÷ 100 ± 0.8
-	-		-	-	5 ÷ 25 ± 0.4 / >100± 1
-	-		-	-	25 ÷ 50 ± 0.6 / α ± 1
-	-		-	-	

	Sinadura/Firma	Data/Fecha
Marraztua/Dibujado	M.Maillo	2010-03-25
Proiektatua/Proyectado	M.Maillo	2010-03-25
Egiaztatua/Comprobado		2010-03-25
Eskala/Escala	-	

FAGOR
Fagor Industrial,Koop.Elk, Mugatua

Gainazal perdoia Mecanizado superficial —

HORNOS

Plano Zk./Plano Nº HD-13175

Plano hau ezin daiteke erabili, ez berriztatu, gure baimenik gabe.

- Zk. ord. du
- Zk.gaitik ord.

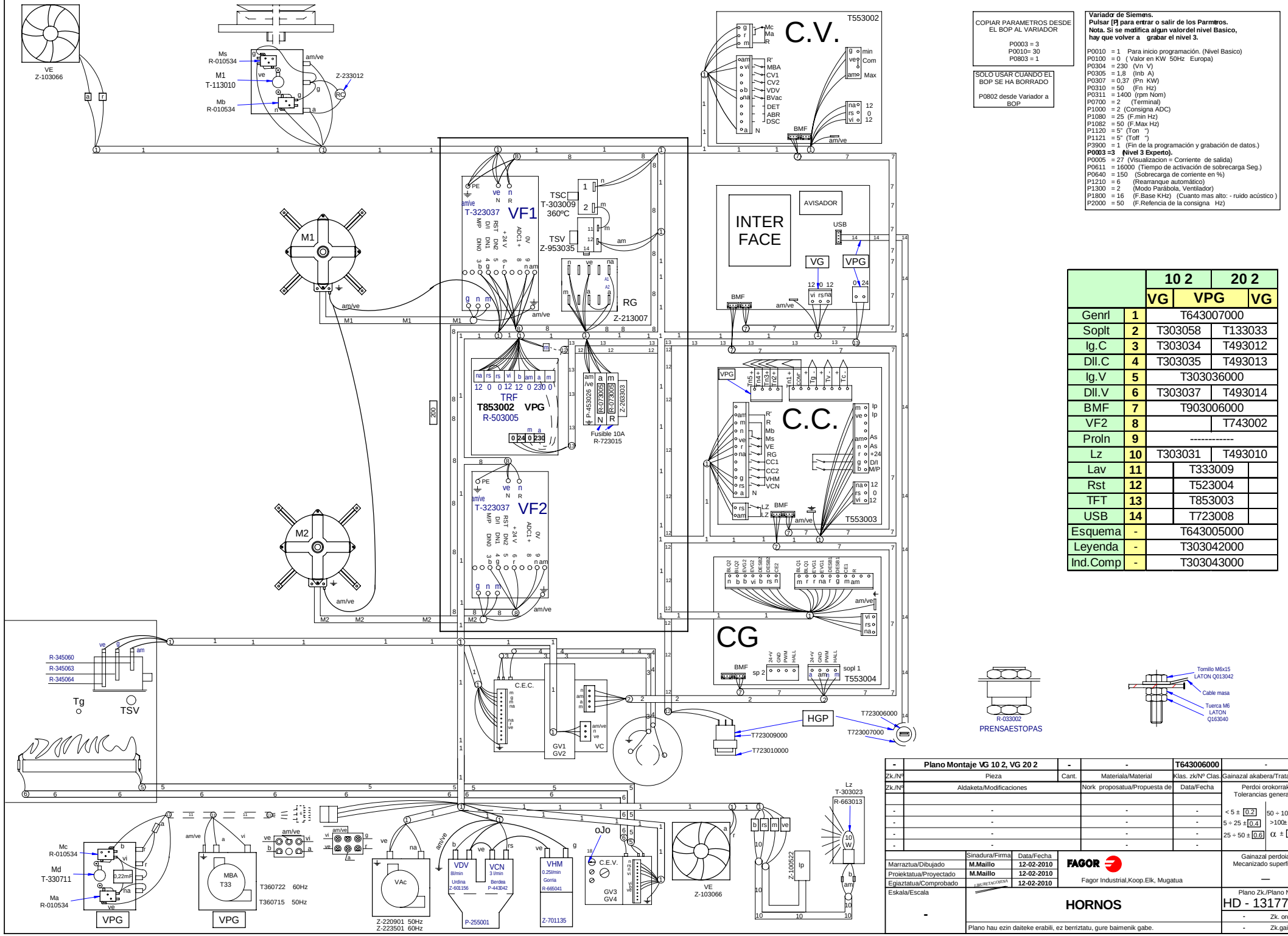

COPIAR PARAMETROS DESDE EL BOP AL VARIADOR

P0003 = 3
P0010= 30
P0803 = 1

SOLO USAR CUANDO EL BOP SE HA BORRADO

P0802 desde Variador a BOP

Variador de Siemens.
Pulsar [P] para entrar o salir de los Parmetros.
Nota. Si se modifica algun valor del nivel Basico, hay que volver a grabar el nivel 3.

P0010 = 1 Para inicio programación. (Nivel Basico)
P0100 = 0 (Valor en KW 50Hz Europa)
P0304 = 230 (Vn V)
P0305 = 1,8 (Inb A)
P0307 = 0,37 (Pn KW)
P0310 = 50 (Fn Hz)
P0311 = 1400 (rpm Nom)
P0700 = 2 (Terminal)
P1000 = 2 (Consigna ADC)
P1080 = 25 (F.min Hz)
P1082 = 50 (F.Max Hz)
P1120 = 5" (Ton ")
P1121 = 5" (Toff ")
P3900 = 1 (Fin de la programación y grabación de datos.)
P0003 =3 (Nivel 3 Experto).
P0005 = 27 (Visualizacion = Corriente de salida)
P0611 = 16000 (Tiempo de activación de sobrecarga Seg.)
P0640 = 150 (Sobrecarga de corriente en %)
P1210 = 6 (Rearranque automático)
P1300 = 2 (Modo Parábola, Ventilador)
P1800 = 16 (F.Base KHz) (Cuanto mas alto: - ruido acústico)
P2000 = 50 (F.Refencia de la consigna Hz)

		10 2	20 2
		VG	VPG	VG
Genrl	1	T643007000	
Soplt	2	T303058	T133033
lg.C	3	T303034	T493012
Dll.C	4	T303035	T493013
lg.V	5	T303036000	
Dll.V	6	T303037	T493014
BMF	7	T903006000	
VF2	8		T743002
Proln	9	----------	
Lz	10	T303031	T493010
Lav	11	T333009	
Rst	12	T523004	
TFT	13	T853003	
USB	14	T723008	
Esquema	-	T643005000	
Leyenda	-	T303042000	
Ind.Comp	-	T303043000	

-	Plano Montaje VG 10 2, VG 20 2	-	-	T643006000	-
Zk./Nº	Pieza	Cant.	Materiala/Material	Klas. zk/Nº Clas.	Gainazal akabera/Tratamiento
Zk./Nº	Aldaketa/Modificaciones		Nork proposatua/Propuesta de	Data/Fecha	Perdoi orokorrak Tolerancias generales
-	-		-	-	< 5 ± 0.2 / 5 ÷ 25 ± 0.4 / 25 ÷ 50 ± 0.6 / 50 ÷ 100 ± 0.8 / >100± 1 / α ± 1
-	-		-	-	
-	-		-	-	
-	-		-	-	

	Sinadura/Firma	Data/Fecha
Marraztua/Dibujado	M.Maillo	12-02-2010
Proiektatua/Proyectado	M.Maillo	12-02-2010
Egiaztatua/Comprobado		12-02-2010
Eskala/Escala	-	

FAGOR
Fagor Industrial,Koop.Elk, Mugatua

HORNOS

Plano hau ezin daiteke erabili, ez berriztatu, gure baimenik gabe.

Gainazal perdoia Mecanizado superficial —

Plano Zk./Plano Nº HD - 13177 - 00

- Zk. ord. du
- Zk.gaitik ord.

	ESPAÑOL	FRANÇAIS	ENGLISH	DEUTSCH	ITALIANO
BEC	Bujía Encendido Cámara	Bougie Allumage Chambre	Chamber Spark Plug	Zündkerze Einschalten Garraum	Candela di Accensione Camera
BEV	Bujía Encendido Caldera	Bougie Allumage Chaudière	Boiler Spark Plug	Zündkerze Einschalten Boile	Candela di Accensione Caldaia
C.C.	Control Camara	Contrôle Chambre	Chamber Control	Steuerung Garraum	Controllo Camera
C.E.C	Control Combustión Cámara	Contrôle Combustion Chambre	Chamber Combustion Control	Steuerung Verbrennung Garraum	Controllo Combustione Camera
C.E.V	Control Combustión Caldera	Contrôle Combustion Chaudière	Boiler Combustion Control	Steuerung Verbrennung Boiler	Controllo Combustione Caldaia
C.G.	Control Gas	Contrôle Gaz	Control Gas	Steuern Sie Gas	Controlli il gas
C.V.	Control Caldera	Contrôle Chaudière	Boiler Control	Steuerung Boiler	Controllo Caldaia
CC1, CC2	Contactor Resistencia Cámara	Contacteur Élément Chauffant Chambre	Chamber Heating Element Contactor	Schütz Heizwiderstand Garraum	Contattore Resistenza Camera
CK1, CK2	Contactor General Calentamiento	Relais Élément Chauffant	Heating Element Relay	Relais Heizwiderstand	Relè Resistenza
CV1, CV2	Contactor Resistencias Caldera	Contacteur Élément Chauffant Chaudière	Boiler Heating Element Contactor	Schütz Heizwiderstand Boiler	Contattore Resistenza Caldaia
DEC	Detector Llama Cámara	Détecteur Flamme Chambre	Chamber Flame Detector	Flammendetektor Garraum	Rilevatore di Fiamma Camera
DEV	Detector Llama Caldera	Détecteur Flamme Chaudière	Boiler Flame Detector	Flammendetektor Boiler	Rilevatore di Fiamma Caldaia
DN	Detector Nivel Caldera	Détecteur Niveau Chaudière	Boiler Level Detector	Pegeldetektor Boiler	Rilevatore Livello Caldaia
F	Fusibles	Fusibles	Fuses	Sicherungen	Fusibili
FI	Filtro Interferencias	Filtre Interférences	Interference Filter	Störungsfilter	Filtro Interferenze
FM	Térmico Motor	Thermique Moteur	Thermal Engine	Thermoschalter Motor	Termico Motore
GV1, GV2	Electro válvula Gas Cámara	Électrovanne Gaz Chambre	Chamber Gas Solenoid Valve	Elektroventil Gas Garraum	Elettrovalvola Gas Camera
GV3, GV4	Electro válvula Gas Caldera	Électrovanne Gaz Chaudière	Boiler Gas Solenoid Valve	Elektroventil Gas Boiler	Elettrovalvola Gas Caldaia
Ip	Interruptor Seguridad Puerta	Interrupteur Sécurité Porte	Door Safety Switch	Sicherheitsschalter Tür	Iterruttore Sicurezza Porta
Lz	Luz Interior	Éclairage Intérieur	Inner Light	Innenbeleuchtung	Luce Interna
M, M2	Motor Turbina	Moteur Turbine	Turbine Engine	Motor Turbine	Motore Turbina
Ma	Interruptor Micro Abierto	Microrupteur Ouvert	Open Microswitch	Mikroschalter Geöffnet	Iterruttore Micro Aperto
Mb	Interruptor Micro Bajada	Microrupteur Descente	Drop Microswitch	Mikroschalter Senken	Iterruttore Micro Discesa
Mc	Interruptor Micro Cerrado	Microrupteur Fermé	Closed Microswitch	Mikroschalter Geschlossen	Iterruttore Micro Chiuso
Mch	Motor Chimenea	Moteur Cheminée	Stack Engine	Motor Abluftkamin	Motore Canna
MD	Motor Desague	Moteur évacuation	Drain Engine	Motor Abfluss	Motore scolo
Ms	Interruptor Micro Subida	Microrupteur Montée	Rise Microswitch	Mikroschalter Heben	Iterruttore Micro Salita
PF	Potenciómetro Selector Funciones	Potentiomètre Sélecteur Fonctions	Functions Selector Potentiometer	Potentiometer Funktionswahlschalter	Potenziometro Selettore Funzioni
RC	Resistencias Cámara	Éléments Chauffants Chambre	Chamber Heating Element	Heizwiderstände Garraum	Resistenze Camere
RG	Rele General	Relais Général	Main Relay	Hauptrelais	Relè principale
RV	Resistencias Caldera	Éléments Chauffants Chaudière	Boiler Heating Element	Heizwiderstände Boiler	Resistenze Caldaia
Tc	Sonda Cámara	Sonde Chambre	Chamber Probe	Sonde Garraum	Sonda Camera
TCN	Termostato Condensación	Thermostat Condensation	Condensation Thermostat	Thermostat Kondensierung	Termostato Condensazione
Tg	Sonda Caldera	Sonde Chaudière	Boiler Probe	Sonde Boiler	Sonda Caldaia
Tn	Sonda Núcleo	Sonde Noyau	Core Probe	Kerntemperaturmessonde	Sonda Nucleo
TRF	Transformador	Transformateur	Transformer	Transformator	Trasformatore
TSC	Termostato Seguridad Cámara	Thermostat Sécurité Chambre	Chamber Safety Thermostat	Sicherheitsthermostat Garraum	Termostato Sicurezza Camera
TSV	Termostato Seguridad Caldera	Thermostat Sécurité Chaudière	Boiler Safety Thermostat	Sicherheitsthermostat Boiler	Termostato Sicurezza Caldaia
Tv	Sonda Vapor	Sonde Vapeur	Steam Probe	Sonde Dampf	Sonda Vapore
VAC	Bomba Vaciado	Pompe Vidange	Vacuum Pump	Ablasspumpe	Pompa scarico
MBA	Moto Bomba Aclarado	Pompe Rinçage	Rinsing Pump	Pumpe Ausspülen	Pompa Risciacquo
VC1, VC2	Ventilador Soplante Camara	Ventilateur Soufflant	Blowing Fan	Ventilator Gebläse	Ventilatore Soffiante
VCN	Electro válvula Condensación	Électrovanne Condensation	Condensation Solenoid Valve	Elektroventil Kondensierung	Elettrovalvola Condensazione
VDV	Electro válvula Llenado Caldera	Électrovanne Remplissage Chaudière	Chamber Filling Solenoid Valve	Elektroventil Füllung Boiler	Elettrovalvola di Riempimento Caldaia
VE	Ventilador Cuadro Eléctrico	Ventilateur Tableau Électrique	Fan Switchboard	Ventilator Elektrotafel	Ventilatore Quadro Elettrico
VF1,VF2	Variador de Frecuencia	Variateur Vitesse	Speed Variator	Geschwindigkeitsregler	Variatore di Velocità
VHM	Electro válvula Humidificador	Électrovanne Humidificateur	Humidifier Solenoid Valve	Elektroventil Befeuchtungsvorrichtung	Elettrovalvola Umidificatore
Vv	Ventilador Soplante Caldera	Ventilateur soufflement chaudière	Boiler Blowing Fan	Durchbrennenventilator zum Dampfkessel	Ventilatore Soffiante caldaia
	COLORES	**COULEURS**	**COLOUR**	**FARBEN**	**COLORE**
a	Azul	Bleu	Blue	Blau	Blu
am	Amarillo	Jaune	Yellow	Gelb	Giallo
am/ve	Amarillo/verde	Jaune / vert	Yellow / green	Gelb/grün	Giallo/verde
b	Blanco	Blanc	White	Weiß	Bianco
g	Gris	Gris	Grey	Grau	Grigio
m	Marrón	Marron	Brown	Braun	Marrone
n	Negro	Noir	Black	Schwarz	Nero
na	Naranja	Orange	Orange	Orange	Arancio
r	Rojo	Rouge	Red	Rot	Rosso
rs	Rosa	Rose	Pink	Rosa	Roseo
ve	Verde	Vert	Green	Grün	Verde
vi	Violeta	Violet	Purple	Violett	Viola
					T303042000