DESPIECE TECNICO

Planchadoras
Repasseuses
Roller ironers
Mangein
Stiratrici

LAVANDERIA

Modelos:

PE-30/160 MP
PE-30/200 MP

Marzo 2004 March

FAGOR

Fagor Industrial

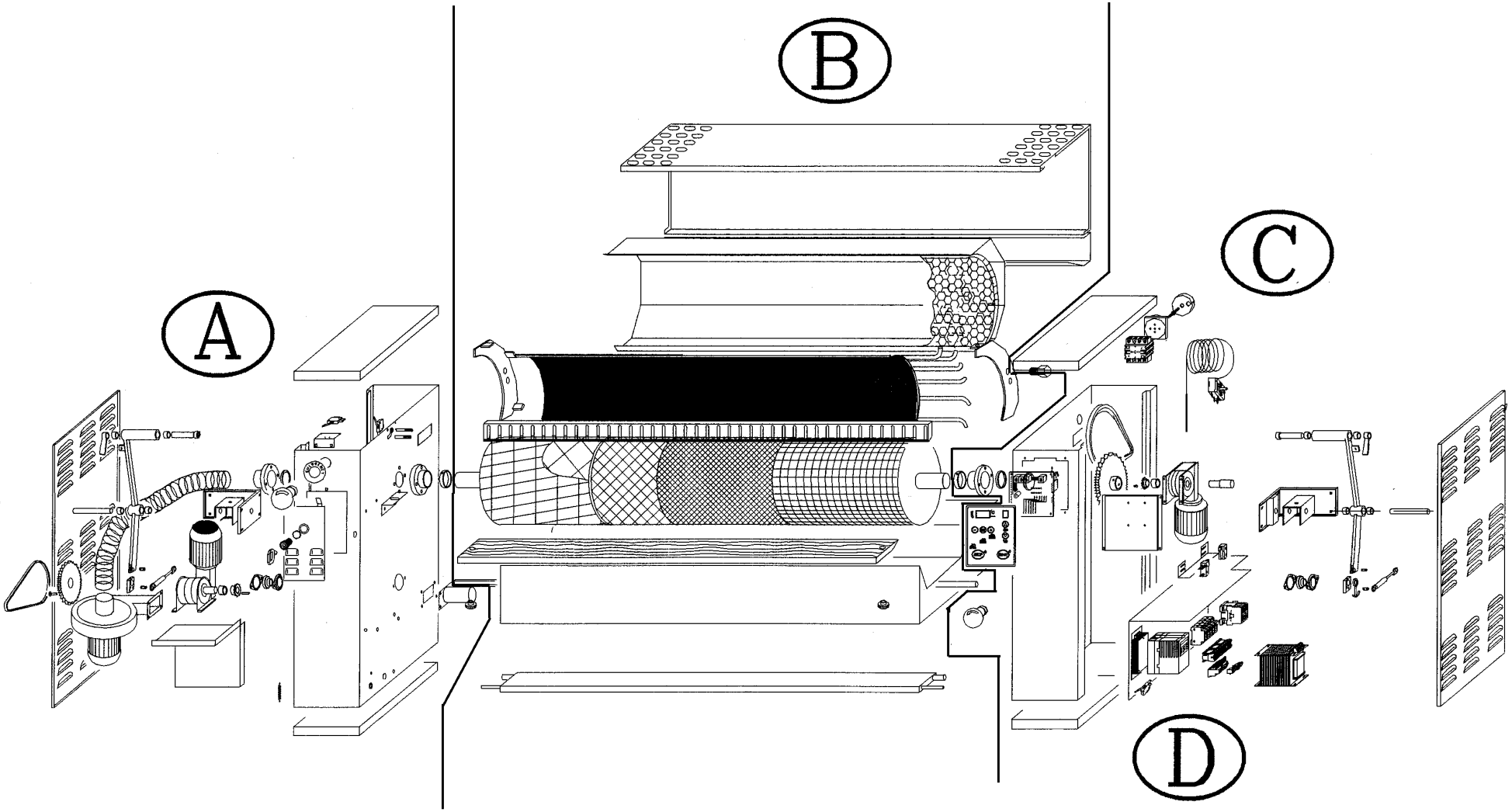

Dx e Sx sono visti dal lato posteriore della macchina
Right and left views from the rear
Droite et gauche sont vus de l’arrière de la machine
Rechts und links von hinten gesehen
Derecha e izquierda vistos desde atrás

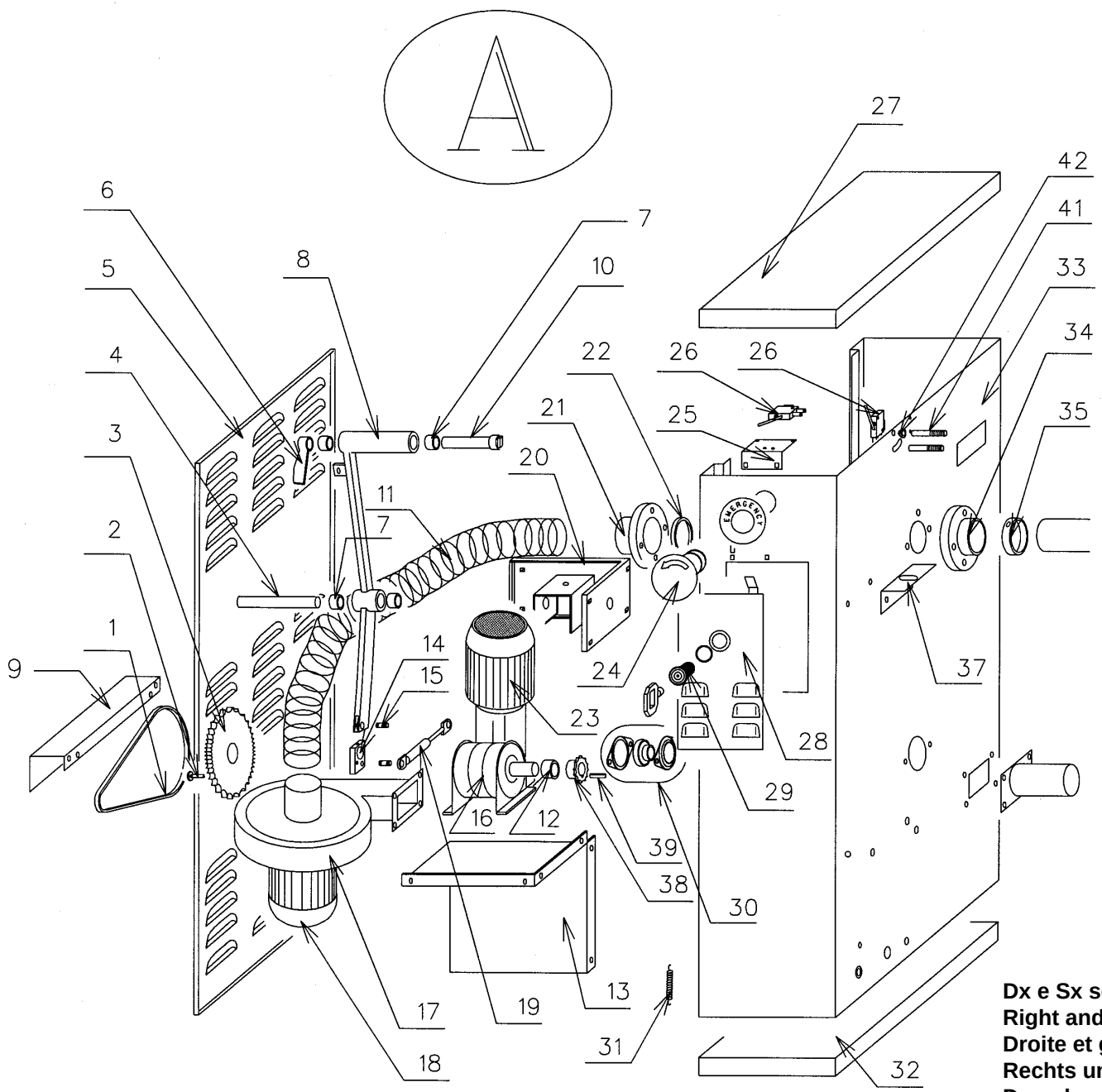

Dx e Sx sono visti dal lato posteriore della macchina
Right and left views from the rear
Droite et gauche sont vus de l’arrière de la machine
Rechts und links von hinten gesehen
Derecha e izquierda vistos desde atrás

Ⓐ

LEGENDA PEZZI, LIST OF PARTS, LISTE DES PIÈCES, ERSATZTEILLISTE, LISTA DE REPUESTOS

N.	COD.	DESCRIZIONE	DESCRIPTION	DÉSCRIPTION	BESCHREIBUNG	DESCRIPCIÓN
1	GR14000300	Catena L=750mm	Chain L=750mm	Chaine L=750	Kette L=750	Cadena L=750
2	GR01300650	Vite di sicurezza in ottone M6X50	Brass safety screw M6x50	Vis de securite en laiton M6x50	Feststellschraube aus Messing M6x50	Tornillo de seguridad de laton M6x50
3	GR00701063	Corona Z54 3/8"	Ring gear Z54 3/8"	Couronne Z54 3/8"	Krone Z54 3/8"	Corona Z54 3/8"
4	GR00000027	Perno centrale	Centre pin	Pivot central	Mittlerer Zapfen	Perno central
5	GR00000040	Porta	Door	Porte	Inspektionsklappe	Puerta
6	GR00000020	Staffa fine corsa superiore	Upper limit bracket	Etrier fin de course superieur	Oberer EndlaufbŸgel	Estribo tope superior
7	GR00701013	Boccola bronzo 20X25X20	Brass bush 20X25X20	Boucle en bronze 20X25X20	Bronzebuchse 20X25X20	Manguito de bronce 20X25X20
8	GR00000008	Leva movimento conca DX	Right basin movement lever	Levier mouvement presse droite	Rechter Hebel fŸr Muldenbetrieb	Palanca movimiento cuenca derecha
9	GR00000095	Carter catena	Chain casing	Carter cha”ne	Ketteverkleidung	Carter cadena
10	GR00000026	Perno superiore testa quadra	Square-head upper pin	Pivot supŽrieur t•te carrŽe	Oberer Zapfen mit quadratischem Kopf	Perno superior de cabeza cuadrada
11	GR00701014	Tubo aspirazione	Suction tube	Tube d'aspiration	Ansaugrohr	Tubo de aspiracion
12	GR00000022	Distanziale movimento conca	Basin movement spacer	Espaceur mouvement presse	Abstandhalter Muldenbetrieb	Espaciador movimiento cuenca
13	GR00000067	Supporto motore conca	Basin motor support	Support moteur presse	Halterung Muldenmotor	Soporte motor cuenca
14	GR00000030	Staffa supp. molle a gas lato aspir.	Gas springs bracket suction side	Etrier support ressort ˆ gaz aspirat.	HaltebŸgel fŸr Gasfedern absaug seite	Estribo soporte resortes a gas lado aspir.
15	GR05000840	Perno filettato M8X40	Threaded pin M8X40	Pivot taraude M8X40	Gewindezapfen M8X40	Perno fileteado M8X40
16	GR00751052	Riduttore conca RMI 40 D 1/100	Basin reduction gear RMI 40 D 1/100	Reducteur presse RMI 40 D 1/100	Untersetzungsgetriebe Mulde RMI 40 D 1/100	Reductor prensa RMI 40 D 1/100
17	GR00751055	Ventola CPF 160 50hz	Fan CPF 160 50hz	Helisse CPF 160 50hz	LŸfter CPF 160 50Hz	Ventilador CPF 160 50hz
	GR51000057	Ventola CPF 160 60Hz	Fan CPF 160 60hz	Helisse CPF 160 60hz	LŸfter CPF 160 60Hz	Ventilador CPF 160 60hz
18	GR00751054	Motore aspirazione 0,12 KW 50hz	Extracting motor 0,12 KW 50hz	Moteur aspiration 0,12 KW 50hz	Ansaugmotor 0,12 kW 50Hz	Motor extractor 0,12 KW 50hz
	GR51000053	Motore aspirazione 0,12 KW 60Hz	Extracting motor 0,12 KW 60hz	Moteur aspiration 0,12 KW 60hz	Ansaugmotor 0,12 kW 60Hz	Motor extractor 0,12 KW 60hz
19	GR00701070	Molle a gas 900 Newton 160/30	Gas springs 900 Newton 160/30	Ressort ˆ gaz 900 Newton 160/30	Gasfedern 900 Newton 160/30	Resortes a gas 900 Newton 160/30
	GR00701070	Molle a gas 900 Newton 200/30	Gas springs 900 Newton 200/30	Ressort ˆ gaz 900 Newton 200/30	Gasfedern 900 Newton 200/30	Resortes a gas 900 Newton 200/30
20	GR00000042	Supp. movim. bracci DX ass.to	Assembled right arm movem. supp.	Support de droite assemblŽ bras	zs.gebaute, rechte Armhalterung	Sop. movim. brazo der. ensamblado
21	GR00000024	Flangia supp. rullo lato aspirazione	Roller support flance-suction side	Bride support cylindre aspiration	Walzenhalterung Ansaugseite	Brida soporte cilindro lado aspiracion
22	GR00701080	Cuscinetto 61809 2RS1	Ball bearing 61809 2RS1	Palier 61809 2RS1	Kugellager 61809 2RS1	Cojinete 61809 2RS1
23	GR51000050	Motore conca 0,18 KW	Basin motor 0,18 KW	Moteur presse 0,18 KW	Muldenmotor 0,18 kW	Motor teja 0,18 KW
24	GR51000025	Pulsante a fungo	Emergency button	Bouton d'emergence	Notschalter	Boton de emergencia
25	GR00000085	Supporto micro sportello	Door microsw. support	Support microint. portillon	Halterung Mikroschalter Inspektionsklappe	Soporte microint. puerta
26	GR65113000	Micro salvadita	Finger safety microsw.	Microint. latte sauve doigts	Mikroschalter Fingerschutz	Microint. segurid. dedos
27	GR00000038	Chiusura superiore	Upper lock	Fermeture superieure	Oberer Verschluss	Cierre superior
28	GR14002100	Sportello d'emergenza	Emergency lid	Portillon d'emergence	Notklappe	Puerta de emergencia
29	GR01000079	Serratura completa	Complete lock	Serrure complete	Komplettes Schloss	Cerradura completa
30	GR00701072	Cuscinetto SB 205	Ball bearing SB 205	Palier SB 205	Kugellager SB 205	Cojinete SB 205
31	GR01000050	Molla pedaliera	Pedal spring	Ressort pedalier	Feder Fusspedal	Resorte pedal
32	GR00000039	Chiusura inferiore DX	Right upper lock	Fermeture infŽrieure droite	Rechter, unterer Verschluss	Cierre inferir derecho
33	GR00000051	Fianco DX	Right side panel	Žeee droit	Rechte Seitenverkleidung	Lateral derecho
34	GR00000025	Flangia supp. rullo	Roller support flange	Bride support cylindre	Flanschhalterung fŸr Walze	Brida soporte cilindro
35	GR00000012	Anello di centraggio rullo + nylon	Roller centering ring w/nylon	Anneau de centrage cylindre + nylon	Zentrierring und nylon fŸr Walze	Anillo centraje cilindro + nylon
37	GR00000016	Supporto asse in legno	Wood board support	Support planche en bois	Halterung fŸr Holzbrett	Soporte tabla de madera
38	GR14000500	Pignone Z16 3/8" 50/60Hz	Pinion Z16 3/8" 50/60Hz	Pignon Z16 3/8" 50/60Hz	Ritzel Z16 3/8" 50/60Hz	Piñon Z16 3/8" 50/60Hz
39	GR05006620	Chiavetta 6X6X20	Pin 6X6X20	Pivot 6X6X20	Keil 6X6X20	Chaveta 6X6X20
41	GR00000017	Piolo x asta salvadita	Finger safety rod pin	Pivot pour latte sauve doigts	Zapfen fŸr Fingerschutzstab	Perno varilla seguridad dedos
42	GR00701007	Boccola flangia 6X10X14X2X6	Flange bush 6X10X14X2X6	Boucle pour bride 6X10X14X2X6	Flanschbuchse 6X10X14X2X6	Manguito para brida 6X10X14X2X6

B

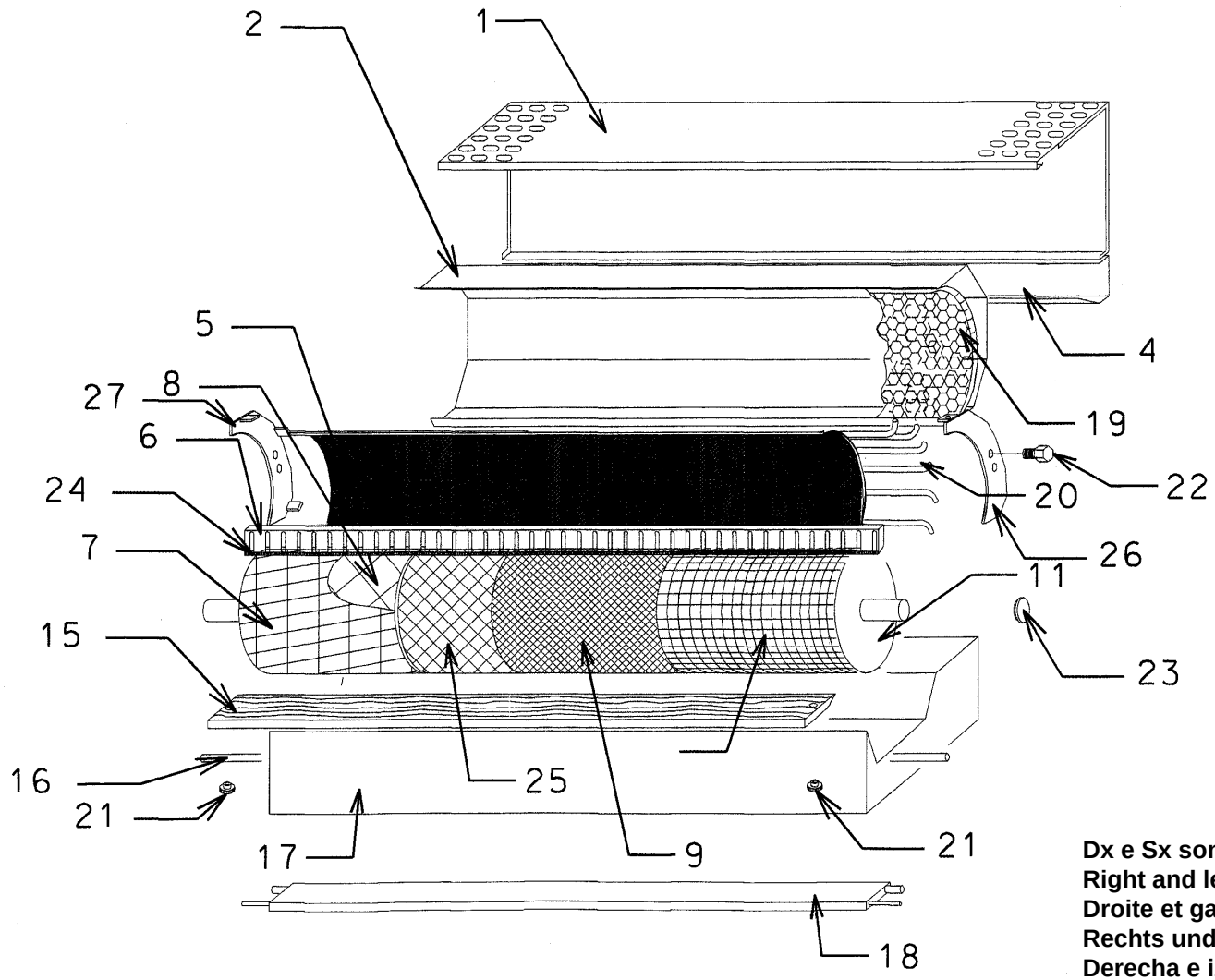

Dx e Sx sono visti dal lato posteriore della macchina
Right and left views from the rear
Droite et gauche sont vus de l'arrière de la machine
Rechts und links von hinten gesehen
Derecha e izquierda vistos desde atrás

Ⓑ

LEGENDA PEZZI, LIST OF PARTS, LISTE DES PIÈCES, ERSATZTEILLISTE, LISTA DE REPUESTOS

N.	COD.	DESCRIZIONE	DESCRIPTION	DÉSCRIPTION	BESCHREIBUNG	DESCRIPCIÓN
1	GR16000058	Carter esterno posteriore 160/30	Rear outer casing 160/30	Carter exterieur postŽrieur 160/30	Hintere Verkleidung 160/30	Carter exterior trasero 160/30
	GR20000058	Carter esterno posteriore 200/30	Rear outer casing 200/30	Carter exterieur postŽrieur 200/30	Hintere Verkleidung 200/30	Carter exterior trasero 200/30
2	GR16000093	Copriresistenze 160/30	Heater guard 160/30	Couvre resistances 160/30	Abdeckung HeizwiderstŠnde 160/30	Cubre resistencias 160/30
	GR20000093	Copriresistenze 200/30	Heater guard 200/30	Couvre resistances 200/30	Abdeckung HeizwiderstŠnde 200/30	Cubre resistencias 200/30
4	GR16000059	Carter posteriore inferiore 160/30	Rear lower casing 160/30	Carter inferieur postŽrieur 160/30	Hintere untere Verkleidung 160/30	Prensa resistencias 160/30
	GR20000059	Carter posteriore inferiore 200/30	Rear lower casing 200/30	Carter inferieur postŽrieur 200/30	Hintere untere Verkleidung 200/30	Prensa resistencias 200/30
5	GR16000065	Conca 160/30 alluminio	Aluminium press basin 160/30	Presse 160/30 aluminium	Aluminiumwalze 160/30	Cuenca prensadora 160/30 aluminio
	GR20000065	Conca 200/30 alluminio	Aluminium press basin 200/30	Presse 200/30 aluminium	Aluminiumwalze 200/30	Cuenca prensadora 200/30 aluminio
6	GR16000083	Asta salvadita 160/30	Finger safety rod 160/30	Latte sauve doigts 160/30	Fingerschutz 160/30	Varilla seguridad dedos 160/30
	GR20000083	Asta salvadita 200/30	Finger safety rod 200/30	Latte sauve doigts 200/30	Fingerschutz 200/30	Varilla seguridad dedos 200/30
7						
	GR70103500	Telo Nomex 160/30	Nomex sheet 160/30	To"le Nomex 160/30	Nomextuch 160/30	Lona de nomex 160/30
	GR70103800	Telo Nomex 200/30	Nomex sheet 200/30	To"le Nomex 200/30	Nomextuch 200/30	Lona de nomex 200/30
8	GR70101600	Mollettone 160/30	Flannel layer 160/30	Molleton 160/30	Flanellbespannung 160/30	Acolchado 160/30
	GR70101900	Mollettone 200/30	Flannel layer 200/30	Molleton 200/30	Flanellbespannung 200/30	Acolchado 200/30
9	GR10001100	Lana acciaio	Steel wool	Pailette d'acier	Stahlwolle	Lana de acero
10						
11	GR16000043	Rullo 160/30 + albero	Roller and shaft 160/30	Cylindre 160/30 + arbre	Walze 160/30 + Welle	Cilindro 160/30 + eje
	GR20000043	Rullo 200/30 + alberO	Roller and shaft 200/30	Cylindre 200/30 + arbre	Walze 200/30 + Welle	Cilindro 200/30 + eje
15	GR16701059	Asse in legno 160/30	Wood board 160/30	Planche en bois 160/30	Holzbrett 160/30	Tabla de madera 160/30
	GR16701088	Asse in legno 200/30	Wood board 200/30	Planche en bois 200/30	Holzbrett 200/30	Tabla de madera 200/30
16	GR16000033	Albero sost. movimento 160/30	Movement supp. shaft 160/30	Arbre soustien mouvement 160/30	Antriebswelle 160/30	Eje sosten movimiento 160/30
	GR20000033	Albero sost. movimento 200/30	Movement supp. shaft 200/30	Arbre soustien mouvement 200/30	Antriebswelle 200/30	Eje sosten movimiento 200/30
17	GR16000048	Portabiancheria ass.to 160/30	Assembled laundry basket 160/30	Porte linge assemble 160/30	zs.gebaute WŠscheablage 160/30	Cesto porta ropa 160/30
	GR20000048	Portabiancheria ass.to 200/30	Assembled laundry basket 200/30	Porte linge assemble 200/30	zs.gebaute WŠscheablage 200/30	Cesto porta ropa 200/30
18	GR16000035	Pedaliera 160/30	Pedal 160/30	PŽdalier 160/30	Fusspedal 160/30	Pedal 160/30
	GR20000035	Pedaliera 200/30	Pedal 200/30	PŽdalier 200/30	Fusspedal 200/30	Pedal 200/30
19	GR05001440	Fibra ceramica dim 500x1440x25	Ceramic fibre size 500x1440x25	Fibre ceramique dim 500x1440x25	Keramikwolle 500x1440x25	Fibra ceramica dim 500x1440x25
	GR05001840	Fibra ceramica dim 500x1840x25	Ceramic fibre size 500x1440x25	Fibre ceramique dim 500x1840x25	Keramikwolle 500x1840x25	Fibra ceramica dim 500x1840x25
20	GR51000012	Resist. coraz.2,2/2,5kW L-160	Shielded heater 2,2/2,5kW L-160	Resistance cuir.2,2/2,5kW L-160	GeschŸzter Heizwiderstand 2,2/2,5kW L-160	Resist. blindada 2,2/2,5kW L-160
20	GR51000013	Resist. coraz.2,8/3,1kW L - 2 0 0	Shielded heater 2,8/3,1kW L-200	Resistance cuir.2,8/3,1kW L-200	GeschŸzter Heizwiderstand 2,8/3,1 KW L-200	Resist blindada 2,8/3,1kW L-200
21	GR01000102	Pomello fissaggio asse in legno	Wood board fastening knob	Poignee fixation planche en boiS	Befestigungsknauf Holzbrett	Perilla fijacion tabla de madera
22	GR00000013	Vite regolazione conca	Basin adjusting screw	Vis de reglage presse	Einstellschraube Mulde	Tornillo ajuste cuenca
23	GR00000047	Tappo chiusura rullo	Roller closing plug	Bouchon cylindre	Verschlusskappe Walze	Tapon cilindro
24	GR00701048	Trafilato mousse/ad 10x3	Foamed profile/ad 10x3	Trafile en mousse/ad 10x3	Profil aus Schaumgummi/ad 10x3	Perfil/ad 10x3
25	GR70101500	Telo juta 160/30	Jute sheet 160/30	To"le en jute 160/30	Jutetuch 160/30	Lona de yute 160/30
26	GR00000062	Supporto Sx conca alluminio	Right support for aluminium basin	Support de droite presse en aluminium	Rechte Walzehalterungsteil	Soporte derecho cuenca en aluminio
27	GR00000063	Supporto Dx conca alluminio	Left support for aluminium basin	Support de gauche presse en aluminium	Linke Walzehalterungsteil	Soporte izquierdo cuenca en aluminio

C

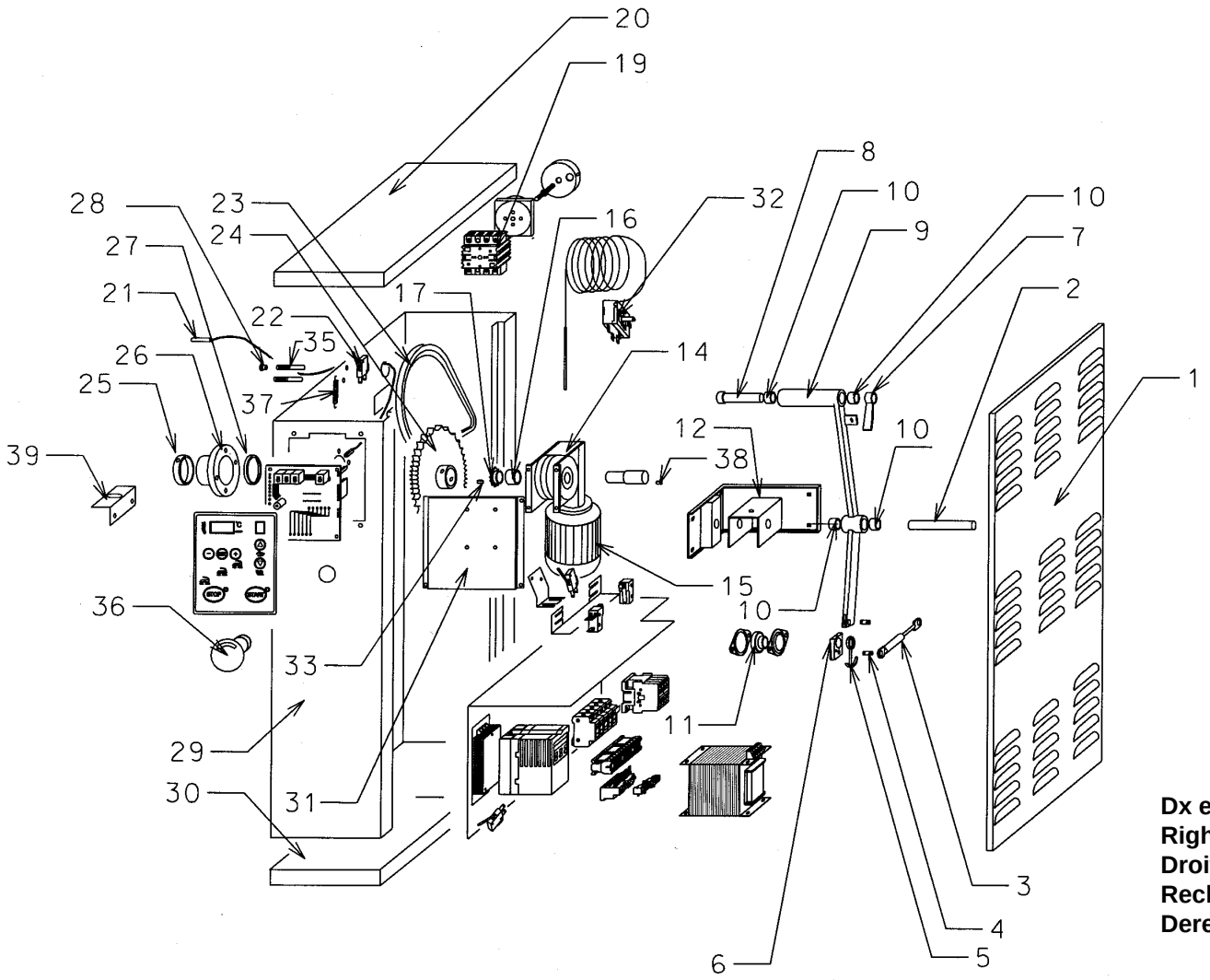

Dx e Sx sono visti dal lato posteriore della macchina
Right and left views from the rear
Droite et gauche sont vus de l’arrière de la machine
Rechts und links von hinten gesehen
Derecha e izquierda vistos desde atrás



LEGENDA PEZZI, LIST OF PARTS, LISTE DES PIÈCES, ERSATZTEILLISTE, LISTA DE REPUESTOS

N.	COD.	DESCRIZIONE	DESCRIPTION	DÉSCRIPTION	BESCHREIBUNG	DESCRIPCIÓN
1	GR00000040	Porta	Door	Porte	Inspektionsklappe	Puerta
2	GR00000027	Perno centrale	Central pin	Pivot central	Mittlerer Zapfen	Perno central
3	GR00701070	Molle a gas 900 Newton 160/30	Gas springs 900 Newton 160/30	Ressort ˆ gaz 900 Newton 160/30	Gasfedern 900 Newton 160/30	Resortes a gas 900 Newton 160/30
	GR00701070	Molle a gas 900 Newton 200/30	Gas springs 900 Newton 200/30	Ressort ˆ gaz 900 Newton 200/30	Gasfedern 900 Newton 200/30	Resortes a gas 900 Newton 200/30
4	GR05000840	Perno filettato M8x40	Threaded pin M8x40	Pivot taraude M8x40	Gewindezapfen M8x40	Perno fileteado M8x40
5	GR00000066	Staffa per micro	Microsw. bracket	Etrier pour microint.	BŸgel fŸr Mikroschalter	Estribo microinterrupt.
6	GR00000023	Staffe supp. molle a gas	Gas springs bracket	Etrier support ressorts ˆ gaz	HaltebŸgel fŸr Gasfeder	Estribo soporte resortes a gas
7	GR00000020	Staffa finecorsa super.	Upper limit bracket	ƒtrier fin de course superieur	Oberer EndlaufbŸgeL	Estribo tope superior
8	GR00000026	Perno super. testa quadra	Upper square-head pin	Pivot superieur t•te carree	Oberer Zapfen mit quadratischem Kopf	Perno superior de cabeza cuadrada
9	GR00000009	Leva movimento conca SX	Left basin movem. lever	Levier mouvement presse gauche	Linker Hebel fŸr Muldenbetrieb	Palanca izquierda movimiento cuenca
10	GR00701013	Boccola bronzo 20X25X20	Brass bush 20X25X20	Boucle en bronze 20X25X20	Bronzebuchse 20X25X20	Manguito bronce 20X25X20
11	GR00701072	Cuscinetto SB 205	Ball bearing SB 205	Palier SB 205	Kugellager SB 205	Cojinete SB 205
12	GR00000043	Supp. movim. braccio SX ass.to	Assem. left arm movem. support	Support mouvem. bras gauche ass.bl2	zs.gebaute, linke Armhalterung	Soporte mov. brazo izqu. ensamblado
14	GR00751056	Rid.rullo RMI 50 S 1/100-200/30AV-160/30/AVL	Roll.red.g. RMI 50 S 1/100-200/30AV-160/30/AVL	Red.cyl. RMI 50 S 1/100-200/30AV-160/30/AVL	Untersetz.getr.Walze RMI 50 S 1/100-200/30AV-160/30/AVL	Red.cil. RMI 50 S 1/100-200/30AV-160/30/AVL
	GR51000052	Rid.rullo RMI 40 S 1/100-160/30AV	Roll.red.g. RMI 40 S 1/100-160/30AV	Red.cyl. RMI 40 S 1/100-160/30AV	Unter.getriebe Walze RMI 40 S 1/100-160/30AV	Red.cil. RMI 40 S 1/100-160/30AV
15	GR51000051	Mot.rullo 0,37 KW 200/30AV-160/30AVL	Roller motor 0,37kW 200/30AV-160/30AVL	Mot. cyl. 0,37kW 200/30AV-160/30AVL	Walzenmotor 0,37kW 200/30AV-160/30AVL	Mot. cil. 0,37kW 200/30AV-160/30AVL
16	GR00000031	Dist. x motoriduttore	Spacer for motor reduction gear	ƒspaceur pour reducteur	Abstandhalter Untersetzungsgetriebe	Espaciador para reductor
17	GR00701081	Pignone Z18 3/8" 50 Hz	Pinion Z18 3/8" 50 Hz	Pignon Z18 3/8" 50 Hz	Ritzel Z18 3/8" 50 Hz	Piñon Z18 3/8" 50 Hz
	GR00701082	Pignone Z15 3/8" 60 Hz	Pinion Z15 3/8" 60 Hz	Pignon Z15 3/8" 60 Hz	Ritzel Z15 3/8" 60 Hz	Piñon Z15 3/8" 60 Hz
19	GR85116500	Sezionatore tripolare	Three-pole cutoff	Disjoncteur tripolaire	Dreipoliger Trennschalter	Cortacircuitos tripolar
20	GR00000038	Chiusura superiore	Upper lock	Fermeture superieure	Oberer Verschluss	Cierre superior
21	GR51000021	Sonda PT100	PT100 probe	Sonde PT100	FŸhler PT100	Sonda PT100
22	GR65113000	Micro salvadita	Finger safety microsw.	Microint. sauve doigts	Mikroschalter Fingerschutz	Microinterr. seguridad dedos
23	GR00701064	Catena L=770mm	Chain L=770mm	Chaine L=770mm	Kette L=770mm	Cadena L=770mm
24	GR00701062	Corona Z62 3/8"	Ring gear Z62 3/8"	Couronne Z62 3/8"	Krone Z62 3/8"	Corona Z62 3/8"
25	GR00000012	Anello di centraggio rullo	Roller centering ring	Anneau de centrage cylindre	Zentrierring fŸr Walze	Anillo centraje cilindro
26	GR00000025	Flangia supp. rullo esterna	Outer roller supp. flange	Bride exterieure support cylindre	Äussere Flanschhalterung fŸr Walze	Brida exterior soporte cilindro
27	GR00701080	Cuscinetto 61809 2RS1	Ball bearing 61809 2RS1	Palier 61809 2RS1	Kugellager 61809 2RS1	Cojinete 61809 2RS1
28	GR00701007	Boccola flangiata 6x10x14x2x6	Flange bush 6x10x14x2x6	Boucle bridee 6x10x14x2x6	Flanschbuchse 6x10x14x2x6	Manguito bridado 6x10x14x2x6
29	GR00000052	Fianco SX scheda	Card left side panel	Ceeçte gauche carte electronique	Linke Seitenverkleidung mit elektron. Karte	Lateral izquierdo con ficha
30	GR00000041	Chiusura inferiore SX	Left bottom lock	Fermeture inferieure gauche	Linker, unterer Verschluss	Cierre inferior izquierdo
31	GR00000068	Staffa supp. motore rullo 160/30	Roller motor bracket 160/30	ƒtrier support moteur cylindre 160/30	HaltebŸgel fŸr Walzenmotor 160/30	Estribo soporte motor cilindro 160/30
	GR00000069	Staffa supp. motore rullo 200/30	Roller motor bracket 200/30	ƒtrier support moteur cylindre 200/30	HaltebŸgel fŸr Walzenmotor 200/30	Estribo soporte motor cilindro 200/30
32	GR51000028	Termostato di sicurezza	Safety thermostat	Thermostat de securite	Sicherheitsthermostat	Termostato de seguridad
33	GR05007820	Chiavetta 7X8X20	Pin 7X8X20	Pivot 7X8X20	Keil 7X8X20	Perno 7X8X20
35	GR00000017	Piolo X asta salvadita	Pin for finger safety rod	Pivot pour latte sauve doigts	Zapfen fŸr Fingerschutzstab	Perno varilla seguridad dedos
36	GR51000025	Pulsante a fungo	Emergency button	Bouton d'emergence	Notschalter	Boton de emergencia
37	GR01000050	Molla X asta salvadita	Spring for finger safety rod	Ressort pour latte sauve doigts	Feder fŸr Fingerschutzstab	Resorte varilla seguridad dedos
38	GR05006620	Chiavetta 6X6X20	Pin 6X6X20	Pivot 6X6X20	Keil 6X6X20	Perno 6X6X20
39	GR00000016	Supporto asse in legno	Wood board support	Support planche en bois	Halterung fŸr Holzbrett	Soporte tabla de madera

Dx e Sx sono visti dal lato posteriore della macchina
Right and left views from the rear
Droite et gauche sont vus de l'arrière de la machine
Rechts und links von hinten gesehen
Derecha e izquierda vistos desde atrás

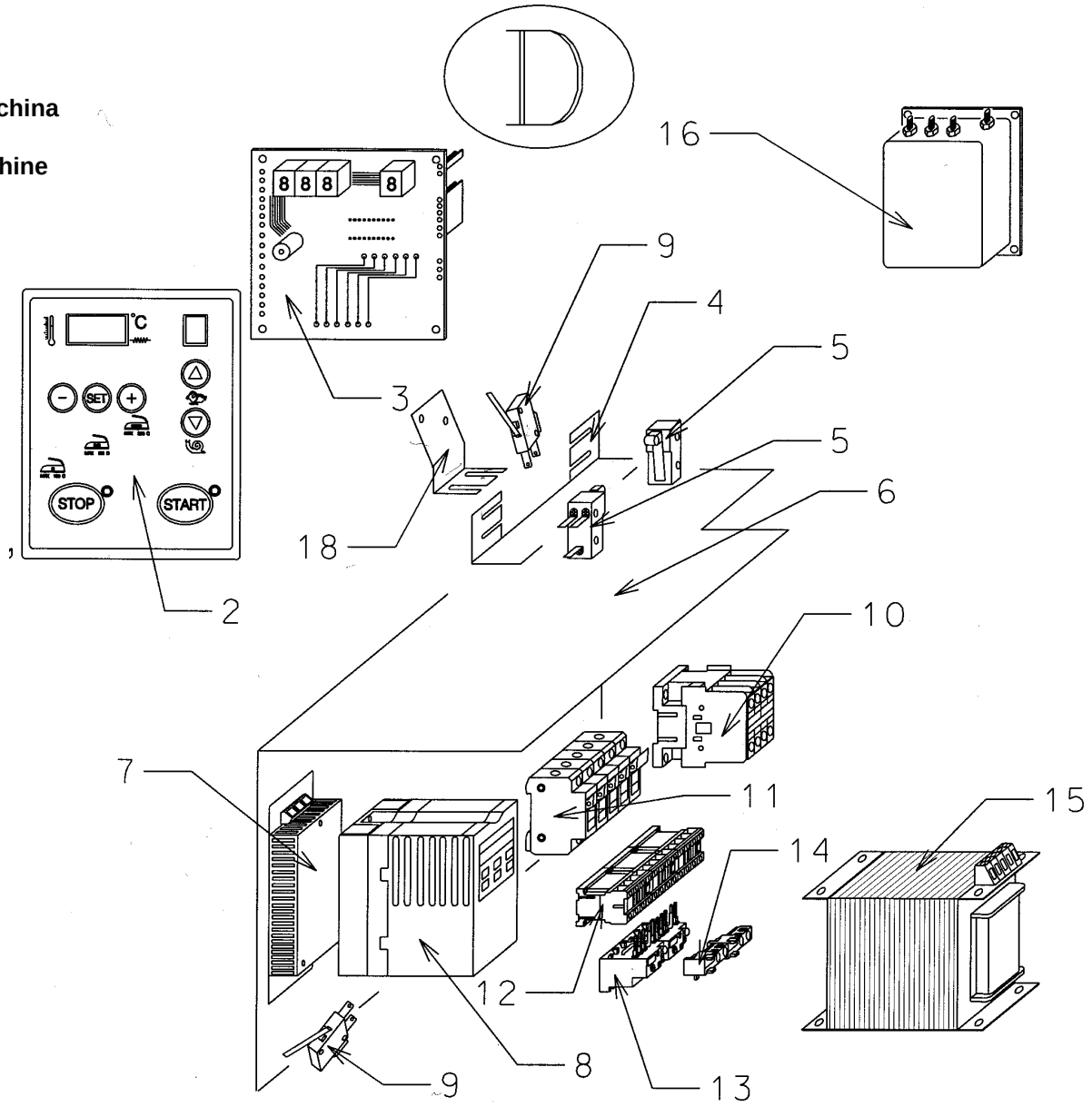

Ⓓ

LEGENDA PEZZI, LIST OF PARTS, LISTE DES PIÈCES, ERSATZTEILLISTE, LISTA DE REPUESTOS

N.	COD.	DESCRIZIONE	DESCRIPTION	DÉSCRIPTION	BESCHREIBUNG	DESCRIPCIÓN
2	GR01000020	Cruscot. -30 V.V. e A.V.	Ctrl.brd. -30 V.V and A.V.	Panneau -30 V.V. et A.V	Bedienungstafel-30 V.V. und A.V.	Caratula -30 V.V. y A.V.
3	GR01000024	Scheda comando -30 V.V. e A.V.	Control card -30 V.V. and A.V.	Carte Žl. de controle -30 V.V. et A.V.	†berwachungskarte-30 V.V. und A.V.	Tarjeta control -30 V.V. y A.V.
4	GR00000082	Staffa supp. micro quadro elettr.	Ctrl.brd microsw. supp. bracket	ƒtrier support microint. cadre ŽlectriquE	HaltebŸgel Mikroschalter elektr. SchaltkasteN	Estribo sop. microint. tab. elŽctrico
5	GR59510210	Micro finecorsA	Limit microswitch	Micro int. fin de course	Endlaufmikroschalter	Microint. tope de recorrido
6	GR00000080	Piastra quadro elettrico	Ctrl.brd plate	Plaque cadre Žlectrique	Platte elektr. Schaltkasten	Placa tablero electrico
7	GR51000041	Filtro SF 1320 D	Filter SF 1320 D	Filtre SF 1320 D	Filter SF 1320 D	Filtro SF 1320 D
8*	GR51000045	Inverter	Inverter	Convertisseur de freq.	Inverter	Variador
9	GR65113000	Micro salvadita	Finger safety switch	Micro int. latte sauve doigts	Mikroschalter Fingerschutzstab	Microint. seguridad dedos
10	GR10002490	Contatt. CL02A/301T6 7,5 KW 230V	Contactor CL02A/301T6 7,5 KW 230V	Contacteur CL02A/301T6 7,5 KW 230V	Kontaktgeber CL02A/301T6 7,5kW 230V	Contactor CL02A/301T6 7,5 KW 230V
	GR10002420	Contatt. CL25A/300T6 11 KW 230V	Contactor CL25A/300T6 11 KW 230V	Contacteur CL25A/300T6 11 KW 230V	Kontaktgeber CL25A/300T6 11kW 230V	Contactor CL25A/300T6 11 KW 230V
11	GR85112100	Portafusibili	Fuse holder	Portefusibles	Sicherungshalter	Portafusibles
12	GR10002620	Minicontatt.MC1A301AT6 4 KW 230V	Minicontatt.MC1A301AT6 4 KW 230V	Minicontact. MC1A301AT6 4 KW 230V	Minikontaktgeber MC1A301AT6 4kW 230v	Minicontact.MC1A301AT6 4 KW 230V
13	GR10002650	Termica MT03F	Overload cutout MT03F	Thermique MT03F	†berlastschalter MT03F	Disyuntor de maxima MT03F
14	GR10002680	Ausiliario MATV10AT	Auxiliario MATV10AT	Auxiliaire MATV10AT	Hilfsapparat MATV10AT	Auxiliar MATV10AT
15	GR10002840	Trafo 0-230-400-440/0-16-230V 320VA	Trafo 0-230-400-440/0-16-230V 320VA	Trafo 0-230-400-440/0-16-230V 320VA	Trafo 0-230-400-440/0-16-230V 320VA	Trafo 0-230-400-440/0-16-230V 320VA
16	GR51000280	Filtro FST 20.25.C.	Filter FST 20.25.C.	Filtre FST 20.25.C.	Filter FST 20.25.	Filtro FST 20.25.C.
18	GR14002601	Staffa supporto micro fasI	Phases microswitch support bracket	ƒtrier support micro inter. phases	HalterungsbŸgel Phasenmikroschalter	Estribo soporte micro intr. fases

* La referencia del variador anterior FRU-120, era GR51000042. The reference of the old inverter FRU-120, was GR51000042.

DESPIECE VALIDO PARA PLANCHADORAS FABRICADAS A PARTIR DE ABRIL DEL 2004, Nº MAQUINA: J0225000947

SPARE PARTS DRAWINGS VALID FOR IRONERS MADE FROM APRIL 2004, Nº MACHINE: J0225000947

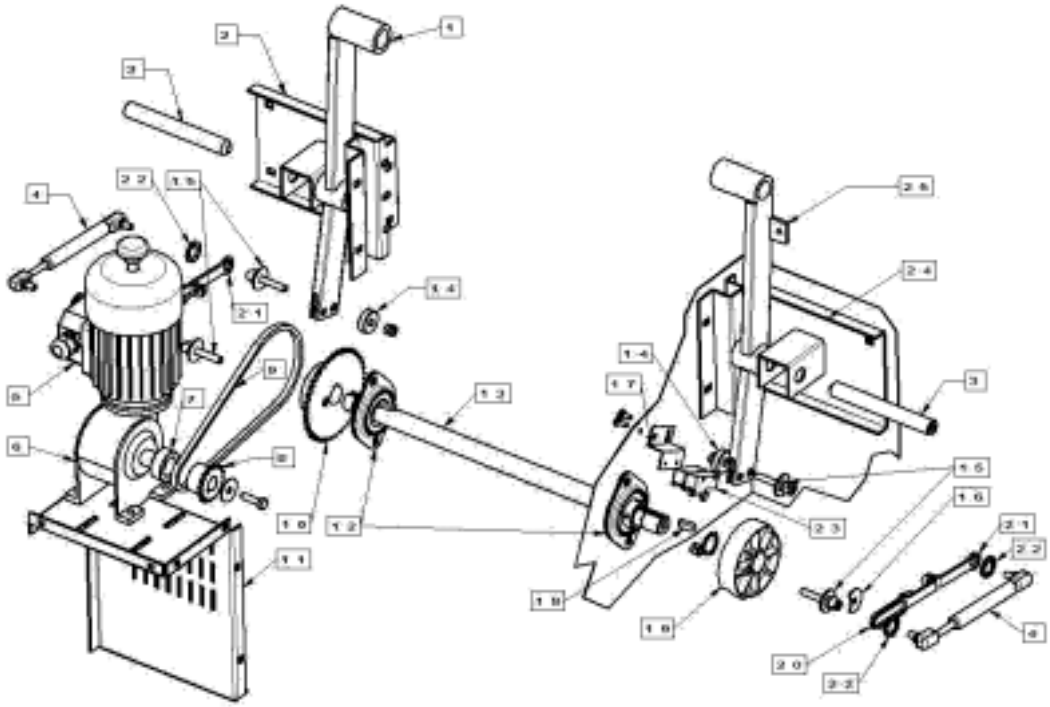

POS.	CODIGO	DESCRIPTION	DESCRIPTION
1	GR00000008	Right drive lever	Palanca movimiento cuenco derecha
2	GR00000042	Right ass.centr.support	Sop. Movim. Brazo der. Ensamblado
3	GR00000027	Centre pivot	Perno central
4	GR00701070	Gas spring	Resorte a gas
5	GR51000050	Press motor 0,18KW and wheel	Motor cilindro 0,18 KW y rueda
6	GR00751052	Press reduction gear RMI40D 1/100	Reductor cilindro
7	GR00000022	Press drive spacer	Espaciador
8	GR14000500	Pinion Z16 3/8" 50/60Hz	Pinon Z16
9	GR00701065	Cam press motor chain L= 721,5 mm	Cadena
10	GR00701061	Pinion Z40 3/8" 50/60Hz cam-sys	Piñon Z40
11	GR00000067	Cam press motor support	Soporte motor cilindro
12	GR00701072	Bearing SB205	Rodamiento SB205
13	GR16000034	Drive support shaft 160 cam-sys	Eje soporte guía 160.
13	GR20000034	Drive support shaft 200 cam-sys	Eje soporte guía 200.
14	GR00000007	Drive lever spacer right and left	Espaciador
15	GR00000006	Gas spring guide pin	Guia pasador resorte gas
16	GR00000004	Cam-retaining washer	Arandela seguridad
17	GR00000089	Cam limit microswitch support bracket	Soporte micro tope
18	GR05008725	Steel key 8x7x25	Chaveta 8x7x25
19	GR00000005	Press positioning cam	Leva de posicionamiento
20	GR00000105	Press return fore connecting rod	Viela de conexión leva
21	GR00000110	Press return rear connecting rod	Viela de conexión
22	GR05000028	Elastic ring UNI7064	Anillo elástico
23	GR59510210	Limit microswitch	Micro tope
24	GR00000043	Ass. left centre support	Soporte mov. brazo izq. ensamblado
25	GR00000009	Left drive lever	Palanca izq. mov. Cuenca

I LEGENDA DEI COMPONENTI ELETTRICI

Vedere gli schemi allegati per la localizzazione dei componenti nella versione con e senza aspirazione.

F1 ..... Fusibile primario del trasformatore
F2 ..... Fusibile secondario del trasformatore
FR ..... Fusibile di linea R
FS ..... Fusibile di linea S
FT ..... Fusibile di linea T
TRF ..... Trasformatore 320VA IN 230/380/400/415/440V OUT 230/16V
FRU 02K ..... Inverter 02K per controllo della velocità del rullo
C1 ..... Contattore riscaldamento
C2 ..... Contattore motore ventola
C3 ..... Contattore motore conca (abbassa)
C4 ..... Contattore motore conca (alza)

Z2 ..... Termica motore ventola
Z4 ..... Termica motore conca

AUX ..... Contatto ausiliario per relé termico
FILTER ..... Filtro per inverter 02K
PF1 ..... Pulsante di sicurezza a fungo
PF2 ..... Pulsante di sicurezza a fungo
MOT ..... Motore rullo (nella versione aspirata)
MOT 1 ..... Motore aspirazione (solo versione aspirata)
MOT 2 ..... Motore conca

PT100 ..... Sonda di temperatura
SCH1 ..... Scheda di controllo
SCH2 ..... Panello con membrana contenente i pulsanti
T.S. ..... Termostato di sicurezza a riarmo manuale
M1 ..... Microinterruttore finecorsa conca alta
M2 ..... Microinterruttore finecorsa conca bassa
M3 ..... Microinterruttore pedaliera
M4 ..... Microinterruttore sportello di sicurezza
M5/1 ..... Microinterruttore banda salvadita
M5/2 ..... Microinterruttore banda salvadita
M6 ..... Microinterruttore termica inverter
M7 ..... Microinterruttore termica motore ventole (solo versione aspirata)
M8 ..... Microinterruttore termica motore conca

M13 ..... Microinterruttore sicurezza fasi
CN1-CN8 ..... Connettori per scheda di controllo
SEZ. ..... Sezionatore trifase
FILTER L. ..... Filtro di linea
R1/R2/R3 ..... Resistenze riscaldanti
M. eq. ..... Morsetto equipotenziale per l'obbligatorio collegamento a terra

DNR 1331 SCHEMA ELETTRICO VERSIONE CON ASPIRAZIONE

DNR 1333 SCHEMA POTENZA VERSIONE CON ASPIRAZIONE

GB LIST OF ELECTRICAL COMPONENTS

For the location of the components in both the extracting and non-extracting versions, see the attached diagrams.

F1 ..... Transformer primary fuse
F2 ..... Transformazy secondary fuse
FR ..... Line fuse R
FS ..... Line fuse S
FT ..... Line fuse T
TRF ..... Transformer 320VA IN 230/380/400/415/440V OUT 230/16V
FRU 02K ..... Inverter 02K for roller speed control
C1 ..... Heating element contactor
C2 ..... Fan motor contactor
C3 ..... Basin motor contactor (basin down)
C4 ..... Basin motor contactor (basin up)

Z2 ..... Fan motor cutout switch
Z4 ..... Basin motor cutout switch

AUX ..... Thermal relay auxiliary contact
FILTER ..... Inverter filter 02K
PF1 ..... Emergency button
PF2 ..... Emergency button
MOT ..... Roller motor (extracting version only)
MOT 1 ..... Extracting motor (extracting version only)
MOT 2 ..... Basin motor

PT100 ..... Temperature probe
SCH1 ..... Control card
SCH2 ..... Membrane panel with buttons
T.S. ..... Manual reset safety thermostat
M1 ..... Basin up limit microswitch
M2 ..... Basin down limit microswitch
M3 ..... Pedal microswitch
M4 ..... Safety lid microswitch
M5/1 ..... Finger safety microswitch
M5/2 ..... Finger safety microswitch
M6 ..... Roller motor cutout microswitch (non-extracting version only)
M7 ..... Fan motor cutout microswitch (extracting version only)
M8 ..... Basin motor cutout microswitch

M13 ..... Phases safety microswitch
CN1-CN8 ..... Control card connectors
SEZ. ..... Three-phase cutoff switch
FILTER L. ..... Line filter
R1/R2/R3 ..... Heating elements
M. eq. ..... Equipotential terminal for compulsory earthing connection

DNR 1331 WIRING DIAGRAM EXTRACTING VERSION

DNR 1333 POWER WIRING DIAGRAM EXTRACTING VERSION

F LEGENDE DES COMPOSANTS ELECTRIQUES

Voir les schémas pour trouver les composants dans la version avec et sans aspiration.

F1 ..... Fusible primaire du transformateur
F2 ..... Fusible secondaire du transformateur
FR ..... Fusible de ligne R
FS ..... Fusible de ligne S
FT ..... Fusible de ligne T
TRF ..... Transformateur 320VA IN 230/380/400/415/440V OUT 230/16V
FRU 02K ..... Convertisseur de fréqu. 02K pour contrôle vitesse cylindre
C1 ..... Contacteur chauffage
C2 ..... Contacteur moteur ventilateur
C3 ..... Contacteur moteur presse (abaisse)
C4 ..... Contacteur moteur presse (relève)

Z2 ..... Thermique moteur ventilateur
Z4 ..... Thermique moteur presse

AUX ..... Contact auxiliaire pour relais thermique
FILTER ..... Filtre pour Convertisseur de fréqu. 02K
PF1 ..... Bouton d'émergence
PF2 ..... Bouton d'émergence
MOT ..... Moteur cylindre (version avec aspiration)
MOT 1 ..... Moteur aspiration (version avec aspiration)
MOT 2 ..... Moteur presse

PT100 ..... Sonde de température
SCH1 ..... Carte électronique de contrôle
SCH2 ..... Panneau avec membrane et les touches
T.S. ..... Thermostat de sécurité à remise en marche manuelle
M1 ..... Microinterrupteur fin de course presse haute
M2 ..... Microinterrupteur fin de course presse basse
M3 ..... Microinterrupteur pédalier
M4 ..... Microinterrupteur portillon de sécurité
M5/1 ..... Microinterrupteur latte sauve doigts
M5/2 ..... Microinterrupteur latte sauve doigts
M6 ..... Microinterrupteur thermique convertisseur
M7 ..... Microinterrupteur thermique moteur ventilateurs (version avec aspiration)
M8 ..... Microinterrupteur thermique moteur presse

M13 ..... Micro interrupteur sécurité phases
CN1-CN8 ..... Connecteurs pour carte él. de contrôle
SEZ. ..... Disjoncteur triphasé
FILTER L. ..... Filtre de ligne
R1/R2/R3 ..... Résistances chauffantes
M. eq. ..... Borne équipotentiel pour la connexion à la terre obligatoire

DNR 1331 SCHÉMA ÉLECTRIQUE VERSION AVEC ASPIRATION
DNR 1332 SCHÉMA ÉLECTRIQUE VERSION SANS ASPIRATION
DNR 1333 SCHÉMA DE PUISSANCE VERSION AVEC ASPIRATION
DNR 1334 SCHÉMA DE PUISSANCE VERSION SANS ASPIRATION

D LISTE DER ELEKTRISCHEN EINBAUTEILE

Siehe beiliegende Schaltpläne für Ortung der Einbauteile in den Ausführungen mit bzw. ohne Absaugung

F1 ..... Primäre Sicherung des Transformators
F2 ..... Sekundäre Sicherung des Transformators
FR ..... Sicherung für Leitung R
FS ..... Sicherung für Leitung S
FT ..... Sicherung für Leitung T
TRF ..... Transformator 320VA IN 230/380/400/415/440V OUT 230/16V
FRU 02K ..... Inverter 02K Überwachung der Walzengeschwindigkeit
C1 ..... Kontaktgeber Heizung
C2 ..... Kontaktgeber Lüftermotor
C3 ..... Kontaktgeber Muldenmotor (annähern)
C4 ..... Kontaktgeber Muldenmotor (abheben)

Z2 ..... Schutzschalter Lüftermotor
Z4 ..... Schutzschalter Muldenmotor

AUX ..... Hilfskontaktgeber thermisches Relais
FILTER ..... Inverterfilter 02K
PF1 ..... Pilzförmiger Sicherheitsschalter
PF2 ..... Pilzförmiger Sicherheitsschalter
MOT ..... Walzenmotor (nur Ausf. mit Absaugung)
MOT 1 ..... Absaugmotor (nur Ausf. mit Absaugung)
MOT 2 ..... Walzenmotor

PT100 ..... Temperaturfühler
SCH1 ..... Betriebsüberwachungskarte
SCH2 ..... Bedienungstafel mit Membrane und Tasten
T.S. ..... Temperaturbegrenzer mit manueller Wiedereinschaltung
M1 ..... Mikroschalter Endlauf Mulde abheben
M2 ..... Mikroschalter Endlauf Mulde annähern
M3 ..... Mikroschalter Fußpedal
M4 ..... Mikroschalter Sicherheitsklappe
M5/1 ..... Mikroschalter Fingerschutz
M5/2 ..... Mikroschalter Fingerschutz
M6 ..... Mikroschalter Inverter
M7 ..... Mikroschalter Schutzschalter Lüftermotor (nur Ausf. mit Absaugung)
M8 ..... Mikroschalter Schutzschalter Muldenmotor

M13 ..... Phasensichereitsmikroschalter
CN1-CN8 ..... Kontaktgeber für Betriebsüberwachungskarte
SEZ. ..... Drehstromtrennschalter
FILTER L. ..... Leitungsfilter
R1/R2/R3 ..... Heizwiderstände
M. eq. ..... Potentialausgleichsklemme für obligatorischen Erdanschluß

DNR 1331 SCHALTPLAN AUSFÜHRUNG MIT ABSAUGSYSTEM

DNR 1333 SCHALKREISTPLAN AUSFÜHRUNG MIT ABSAUGSYSTEM

E ELENCO DE LAS PIEZAS ELECTRICAS

Ver los esquemas adjuntos para la localización de los componentes en las versiones con y sin aspiración.

F1 ..... Fusible primario del transformador
F2 ..... Fusible secundario del transformador
FR ..... Fusible de línea R
FS ..... Fusible de línea S
FT ..... Fusible de línea T
TRF ..... Transformador 320VA IN 230/380/400/415/440V OUT 230/16V
FRU 02K ..... Invertidor 02K para control de la velocidad del cilindro
C1 ..... Contactor calentamiento
C2 ..... Contactor motor ventilador
C3 ..... Contactor motor cuenca (bajada)
C4 ..... Contactor motor cuenca (subida)

Z2 ..... Disyuntor de máxima motor ventilador
Z4 ..... Disyuntor de máxima motor cuenca

AUX ..... Contacto auxiliar para relé térmico
FILTER ..... Filtro para invertidor 02K
PF1 ..... Botón de emergencia
PF2 ..... Botón de emergencia
MOT ..... Motor cilindro (versión aspirada)
MOT 1 ..... Motor aspiración (sólo versión aspirada)
MOT 2 ..... Motor cuenca

PT100 ..... Sonda de temperatura
SCH1 ..... Ficha de control
SCH2 ..... Panel con membrana que contiene los pulsadores
T.S. ..... Termostato de seguridad con reposición manual
M1 ..... Microinterruptor tope de subida cuenca
M2 ..... Microinterruptor tope de bajada cuenca
M3 ..... Microinterruptor pedal
M4 ..... Microinterruptor puerta de seguridad
M5/1 ..... Microinterruptor banda seguridad dedos
M5/2 ..... Microinterruptor banda seguridad dedos
M6 ..... Microinterruptor termico variador
M7 ..... Microinterruptor disyuntor motores ventilad. (sólo versión aspirada)
M8 ..... Microinterruptor disyuntor motor cuenca

M13 ..... Microinterruptor seguridad fases
CN1-CN8 ..... Conectores para ficha de control
SEZ. ..... Cortacircuito trifásico
FILTER L. ..... Filtro de línea
R1/R2/R3 ..... Resistencias de caldeo
M. eq. ..... Borne equipotencial para conexión obligatoria a tierra

DNR 1331 ESQUEMA ELECTRICO VERSIÓN CON ASPIRACIÓN

DNR 1333 ESQUEMA DE POTENCIA VERSIÓN CON ASPIRACIÓN

SCHEMA ELETTRICO, ELECTRIC DIAGRAM, SCHÉMA ÉLECTRIQUE, SCHALTPLAN, ESQUEMA ELECTRICO

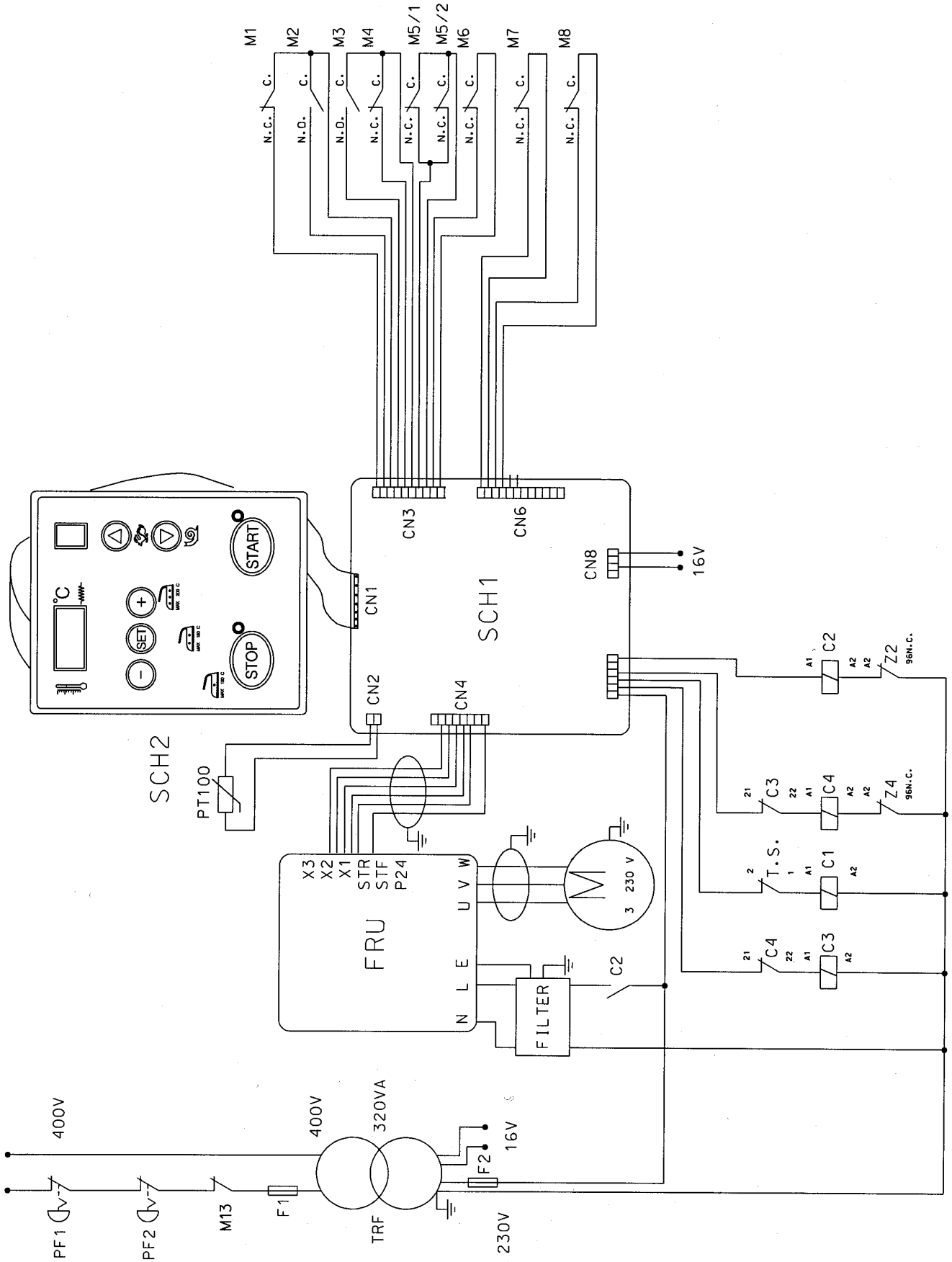

DNR-1331

SCHEMA ELETTRICO, ELECTRIC DIAGRAM, SCHÉMA ÉLECTRIQUE, SCHALTPLAN, ESQUEMA ELECTRICO

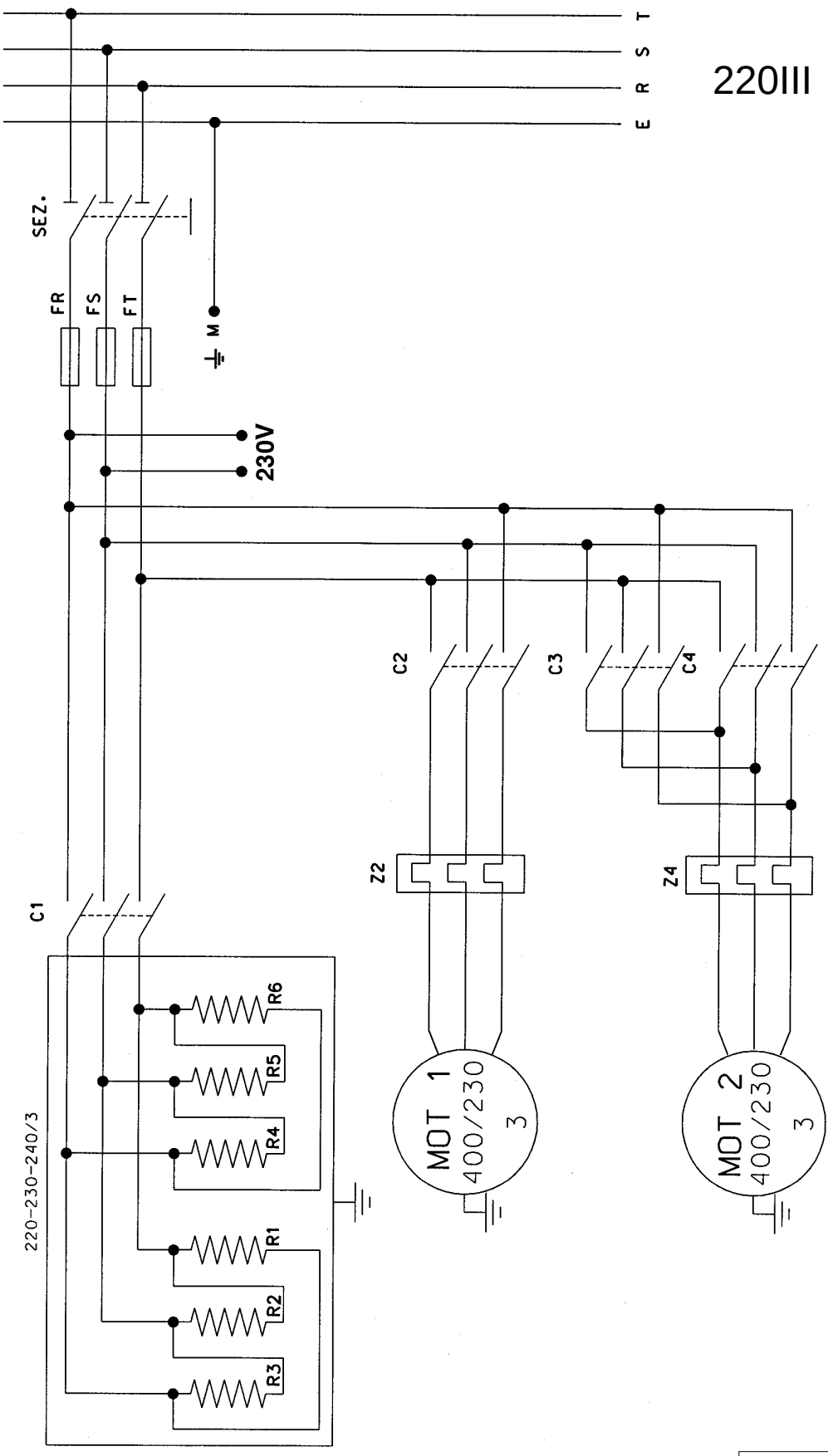

DNR-1333

SCHEMA ELETTRICO, ELECTRIC DIAGRAM, SCHÉMA ÉLECTRIQUE, SCHALTPLAN, ESQUEMA ELECTRICO

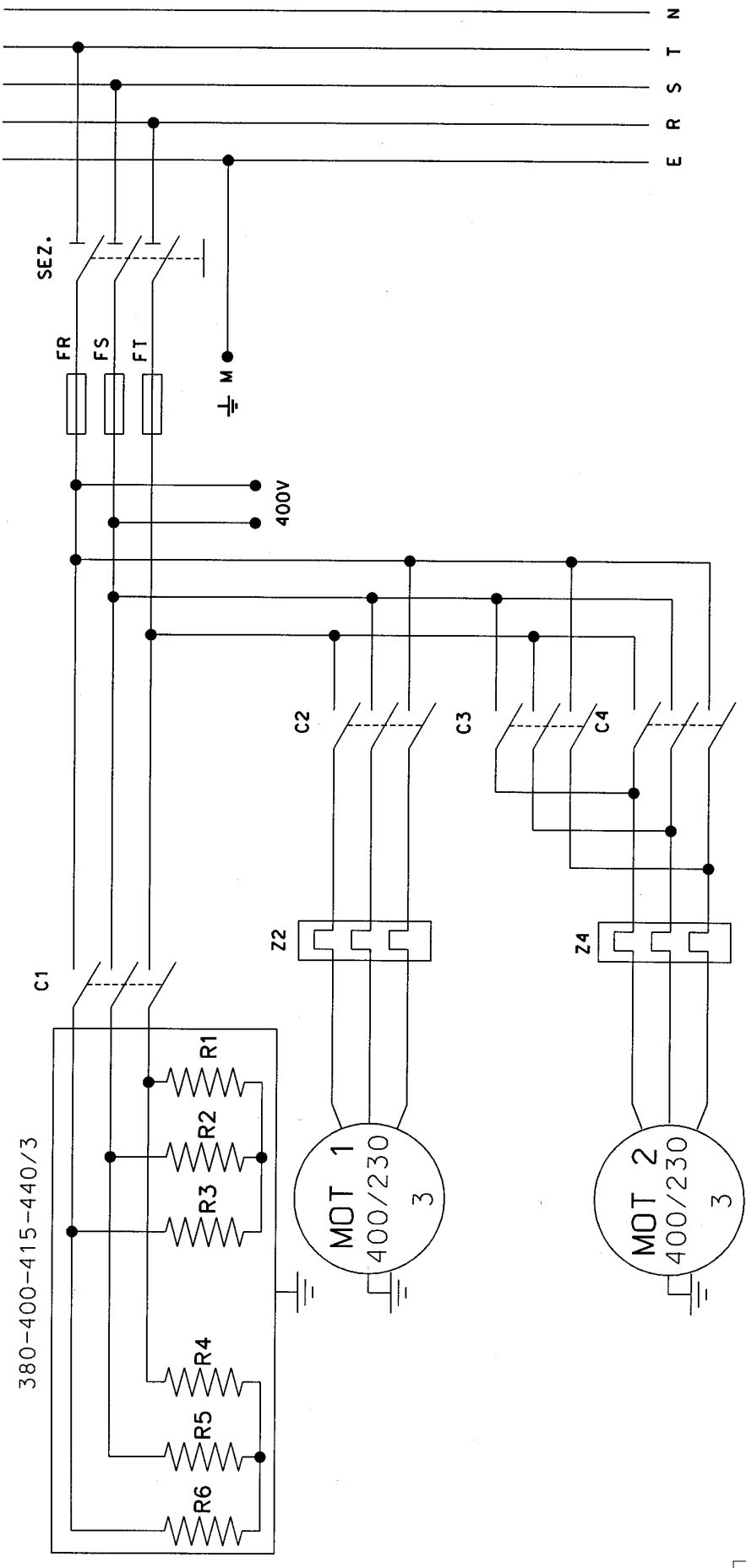

DNR-1333

Disposizione componenti sul cablaggio nella versione con aspirazione
Disposition des composants sur le câblage dans la version avec aspiration
Components layout in the control board, version with suction
Lage der Einbauteile auf der Schlttafel in den modellen mit absaugsystem
Diposición de los componentes del tablero electrico en la versión con aspiración

