

MC 15-45


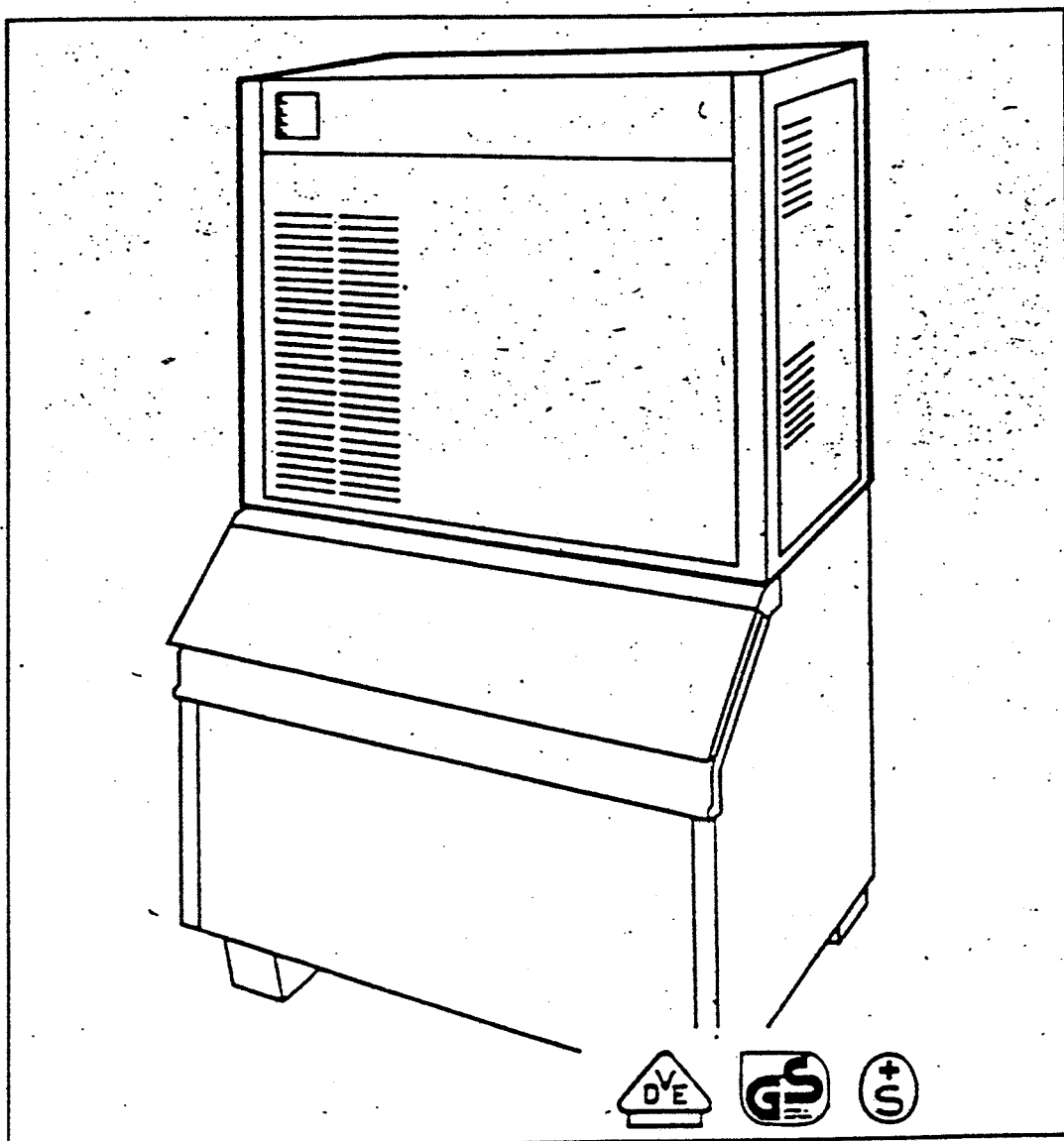
Electronic modular cuber

Spare parts list

Catalogo ricambi

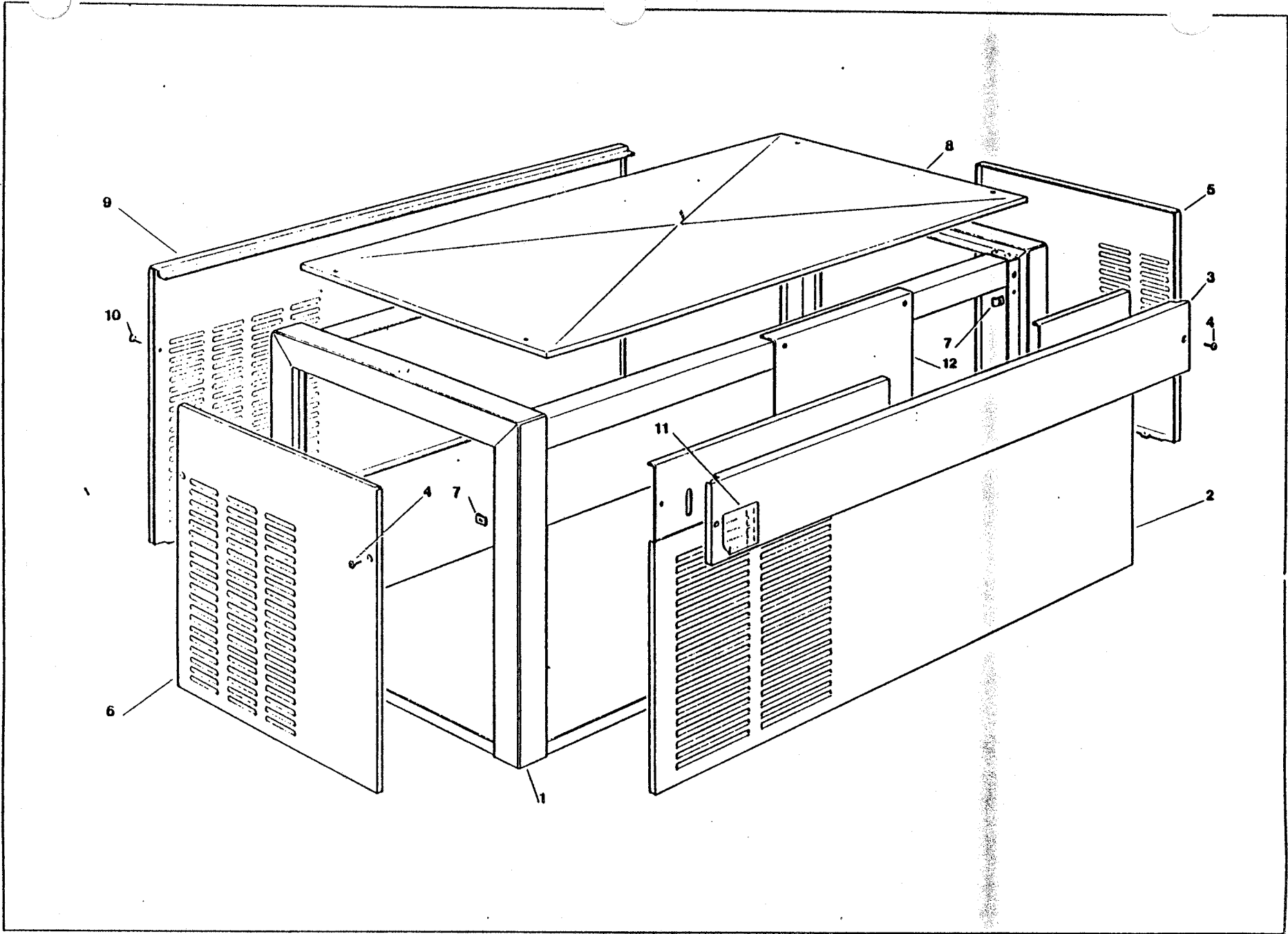
Catalogues pièces détachées

Ersatzteilkatalog



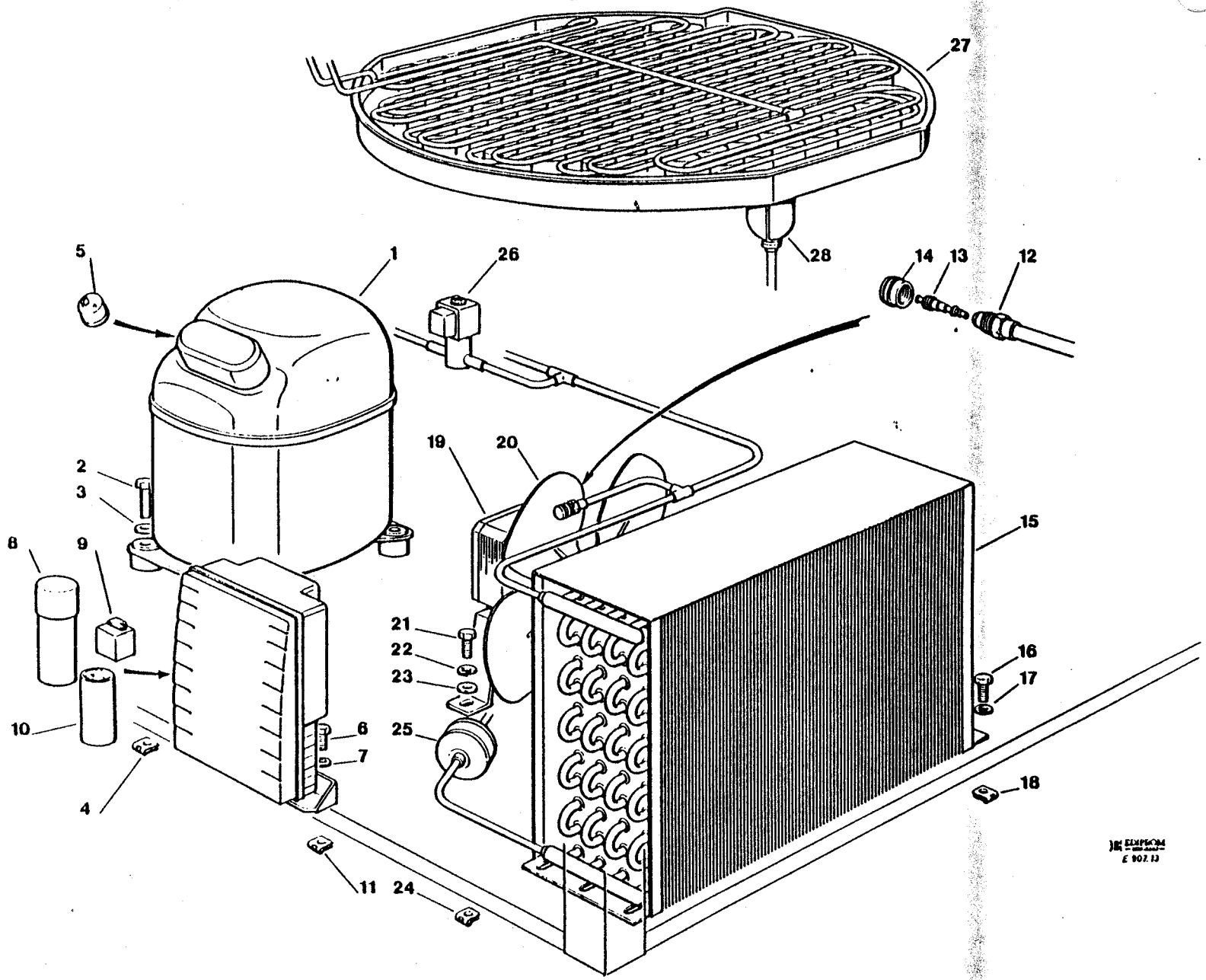
SCOTSMAN®

ICE SYSTEMS



MC 15 - 45 - UNIT PANELS - ASSIEME MOBILE - ENS. CARROSSERIE - MACHINE GEHAUSE

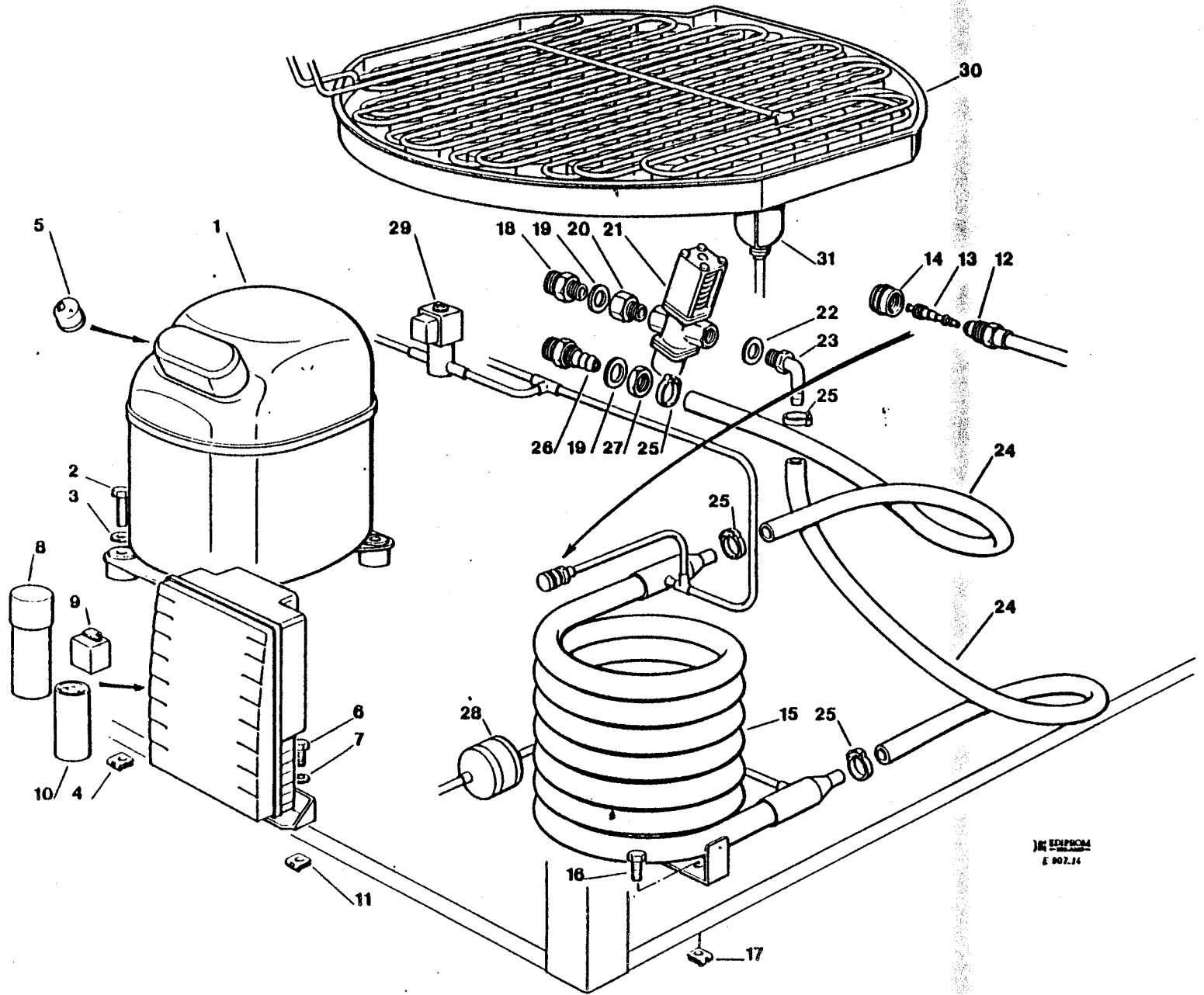
ITEM NO POS NO REP. NO REF. NO	PART NO - CODICE REFERENCE - STUECK NR		DESCRIPTION	DESCRIZIONE	DESIGNATION	BESCHREIBUNG
	MC 15	MC 45				
1	791045 09	791045 11	FRAME ASSY S.S.	ASSIEME TELAIO ACCIAIO INOX	ENSAMBLE CHASSIS ACIER INOX	CHASSISRAHMEN EDELSTAHL
2	701997 09	701997 11	FRONT PANEL S.S.	PANNELLO FRONTALE ACCIAIO INOX	PANNEAU AVANT ACIER INOX	EDELSTAHL VORDERWAND
3	721495 16	721495 18	FRONT UPPER PANEL	PANNELLO FRONTALE SUPERIORE	PANNEAU AVANT SUPERIEUR	OBERESVORDERWAND
4	470002 06	470002 06	SCREW	VITE	VIS	SCHRAUBE
5	701857 02	701857 04	RIGHT SIDE PANEL S.S.	PANNELLO LATERALE DX ACC. INOX	PANNEAU DROITE ACIER INOX	EDELSTAHL RECHTSWAND
6	701856 02	701856 04	LEFT SIDE PANEL S.S.	PANNELLO LATERALE SX ACC. INOX	PANNEAU GAUCHE ACIER INOX	EDELSTAHL LINKSWAND
7	650028 01	650028 01	METAL CLIP	MADREVITE METALLICA	ECROU	MUTTER
8	701995 01	701995 01	TOP PANEL S.S.	PANNELLO SUPERIORE ACC. INOX	PANNEAU SUPERIEUR ACIER INOX	EDELSTAHL ABDECKHAUBE
9	701996 01	701996 06	REAR PANEL S.S.	PANNELLO POSTERIORE ACC. INOX	PANNEAU ARRIERE ACIER INOX	EDELSTAHL RUECKWAND
10	470002 06	470002 06	SCREW	VITE	VIS	SCHRAUBE
11	650624 01	650624 01	LABEL	ADESIVO SEGNALETICO	ETIQUETTE	ETIKETT
12	704254 02	UPPER EVAPORATOR BRACKET	SUPP. EVAPORATORE SUP.	SUPPORT ÉVAPORATEUR SUP.	OBERER VERDAMPFERSTIFT



THE SIMPSON
E 902.13

MC 15 - 45 - REFRIGERANT SYSTEM AIR COOLED - SISTEMA REFRIGERANTE RAFFR. AD ARIA
CIRCUIT FRIGORIFIQUE REFROID. PAR AIR - LUFTGEKÜHLT GEFRIERSYSTEM

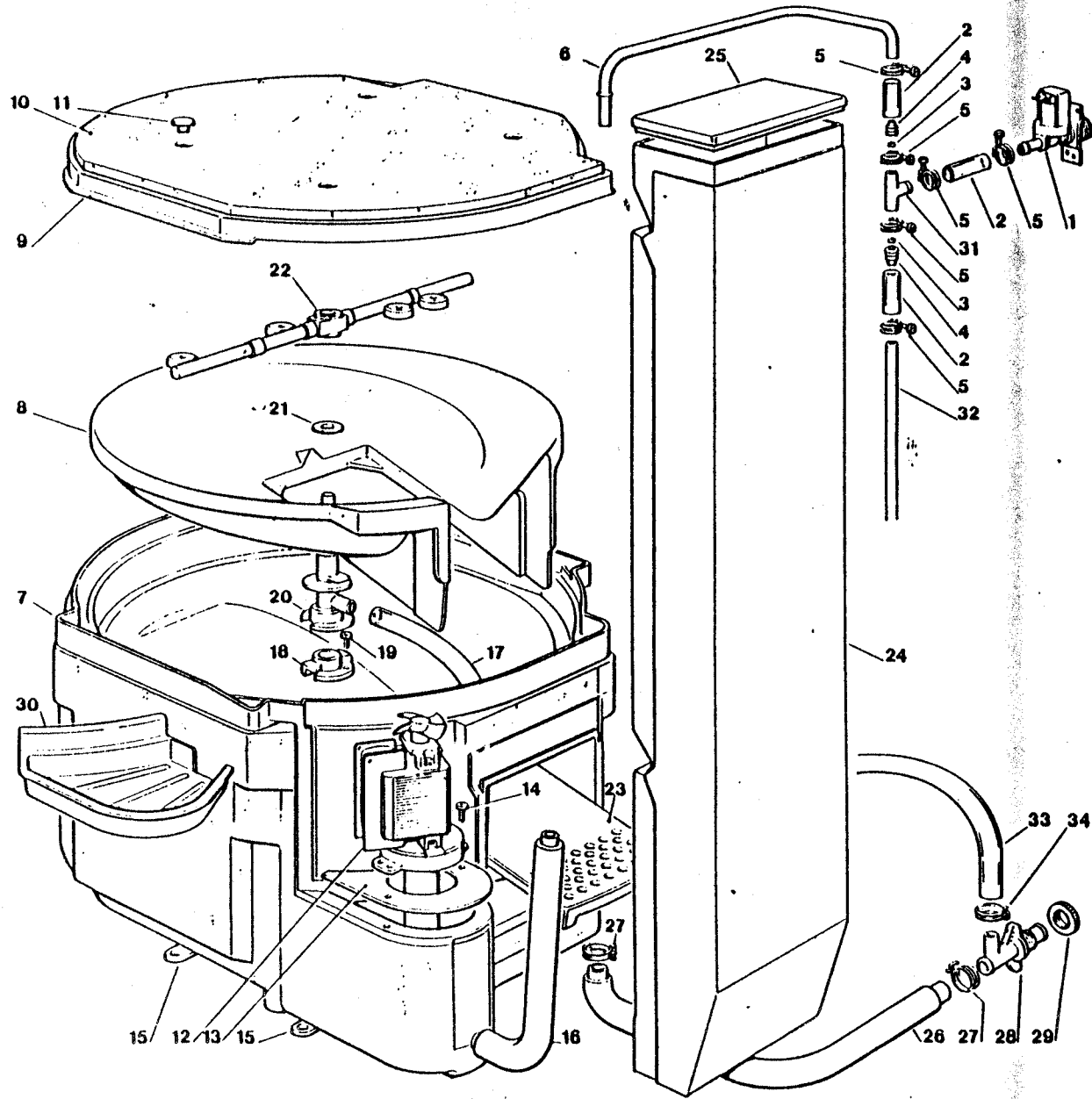
ITEM NO POS NO REP. NO REF. NO	PART NO - CODICE REFERENCE - STUECK NR		DESCRIPTION	DESCRIZIONE	DESIGNATION	BESCHREIBUNG
	MC 15	MC 45				
1	670076 11 670076 13	670088 09 670088 08	COMPRESSOR ASSY 220 V COMPRESSOR ASSY 380 V	ASSIEME COMPRESSORE 220 V ASSIEME COMPRESSORE 380 V	ENSAMBLE COMPRESSEUR 220 V ENSAMBLE COMPRESSEUR 380 V	KOMPRESSOR 220 V KOMPRESSOR 380 V
2	420043 00	420043 00	SCHEW	VITE	VIS	SCHRAUBE
3	440088 00	440088 00	WASHER	RONDELLA	RONDELLE	SCHEIBE
4	650407 01	650407 01	METAL CLIP	DADO IN GABBIA	ECROU	MUTTER
5	620058 47 620058 49	PROTECTOR 220 V PROTECTOR 380 V	PROTETTORE 220 V PROTETTORE 380 V	PROTECTEUR 220 V PROTECTEUR 380 V	SCHUTZGERAT 220 V SCHUTZGERAT 380 V
6	420000 22	420000 22	SCREW	VITE	VIS	SCHRAUBE
7	440026 00	440026 00	WASHER	RONDELLA	RONDELLE	SCHEIBE
8	620167 25	620167 24	RUN CAPACITOR 220 V	CAPACITA DI MARCIA 220 V	CAPACITÉ PERMANENCE 220 V	BETRIEB KONDENSATOR 220 V
9	620168 13	620168 18	START RELAY 220 V	RELE DI AVVIAMENTO 220 V	RELAIS DE DEMARRAGE 220 V	RELAIS 220 V
10	620167 22	620167 26	START CAPACITOR 220 V	CAPACITA D'AVVIAMENTO 220 V	CAPACITÉ DE DEMARRAGE 220 V	START KONDENSATOR 220 V
11	650029 03	650029 03	METAL CLIP	DADO IN GABBIA	ECROU	MUTTER
12	650109 00	650109 00	VALVE BODY	CORPO VALVOLA	CORPS DE VANNE	VENTILGEHAUSE
13	670012 00	670012 00	VALVE PISTON	PISTONCINO VALVOLA	PISTON	VENTILKOLBEN
14	650106 00	650106 00	VALVE CAP	CAPPUCCIO VALVOLA	CAPUCHON DE VANNE	VENTILKLAPPE
15	620378 00	620410 00	AIR COOLED CONDENSER	CONDENSATORE AD ARIA	CONDENSEUR A AIR	LUFTGEKUEHLT KONDENSATOR
16	420000 23	420000 23	SCREW	VITE	VIS	SCHRAUBE
17	440084 00	440084 00	WASHER	RONDELLA	RONDELLE	SCHEIBE
18	650029 03	650029 03	METAL CLIP	DADO IN GABBIA	ECROU	MUTTER
19	620233 00	620300 06 620413 00 620338 04	FAN MOTOR UPPER FAN MOTOR GRID	MOTORE VENTILATORE MOTORE VENT. SUPERIORE GRIGLIA	MOTEUR VENTILATEUR MOTEUR VENT. SUPERIEUR GRILLE	LUFTER MOTOR OBERER LUFTER MOTOR SCHUTZKORB
20	620000 00	620000 03 620000 01 620000 02	FAN BLADE UPPER FAN BLADE 50 Hz UPPER FAN BLADE 60 Hz	VENTOLA VENTOLA SUP. 50 Hz VENTOLA SUP. 60 Hz	HELICE HELICE SUP. 50 Hz HELICE SUP. 60 Hz	FLUEGEL OBERER FLUEGEL 50 Hz OBERER FLUEGEL 60 Hz
21	420010 00	420010 00	SCREW	VITE	VIS	SCHRAUBE
22	440084 00	440084 00	WASHER	RONDELLA	RONDELLE	SCHEIBE
23	440026 00	440026 00	LOCK WASHER	RONDELLA SPACCATA	RONDELLE	SCHEIBE
24	650029 03	650029 03	METAL CLIP	DADO IN GABBIA	ECROU	MUTTER
25	670006 01	670006 01	DRIER	FILTRO DEUMIFICATORE	FILTRE DESHYDRATEUR	TROCKNER
26	620306 32 620306 28	620306 32 620306 28	HOT GAS VALVE BODY-SCEM HOT GAS VALVE COIL-SCEM	CORPO VALVOLA GAS CALDO-SCEM BOBINA VALVOLA GAS CALDO-SCEM	CORP VANNE GAZ CHAUD-SCEM BOBINE VANNE GAZ CHAUD-SCEM	HEISSGAZ VENTIL KORB-SCEM HEISSGAZ VENTIL SPULE-SCEM
27	784348 03 784349 02 784347 02	784348 03 784346 02 784347 02	EVAPORATOR ASSY - LARGE EVAPORATOR ASSY - MEDIUM EVAPORATOR ASSY - SMALL	ASSIEME EVAPORATORE - GRANDI ASSIEME EVAPORATORE - MEDI ASSIEME EVAPORATORE - PICCOLI	ENSAMBLE ÉVAPORATEUR - GROS ENSAMBLE ÉVAPORATEUR - MOYEN ENSAMBLE ÉVAPORATEUR - PETIT	VERDAMPFEREINHEIT - GROSSE VERDAMPFEREINHEIT - MITTLERE VERDAMPFEREINHEIT - KLEINE
28	785084 01	785082 05	SUCTION LINE/ACCUMULATOR	ACCUMUL. E LINEA ASPIRAZIONE	ENS. ASPIRATION/ACCUMULATEUR	SAMMLER UND SAUGLEITUNGEN



EMPIRAM
E 907.14

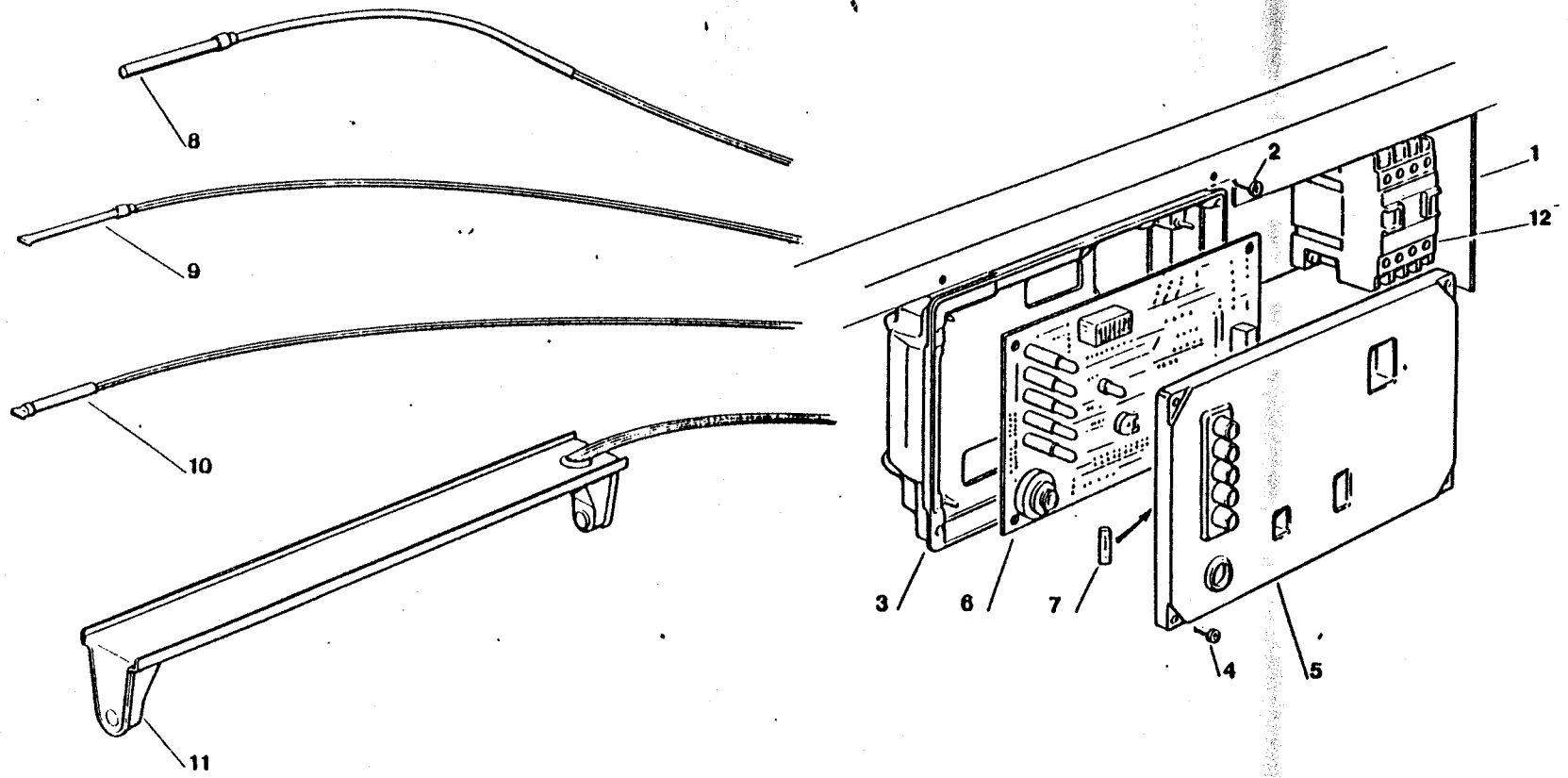
**MC 15 - 45 - REFRIGERANT SYSTEM WATER COOLED - SISTEMA REFRIGERANTE RAFFR. AD ACQUA
CIRCUIT FRIGORIFIQUE REFROID. PAR EAU - WASSERGEKÜHLT GEFRIERSYSTEM**

ITEM NO POS NO REP. NO REF. NO	PART NO - CODICE REFERENCE - STUECK NR		DESCRIPTION	DESCRIZIONE	DESIGNATION	BESCHREIBUNG
	MC 15	MC 45				
1	670076 11	670088 09	COMPRESSOR ASSY 220 V	ASSIEME COMPRESSORE 220 V	ENSAMBLE COMPRESSEUR 220 V	KOMPRESSOR 220 V
	670076 13	670088 08	COMPRESSOR ASSY 380 V	ASSIEME COMPRESSORE 380 V	ENSAMBLE COMPRESSEUR 380 V	KOMPRESSOR 380 V
2	420043 00	420043 00	SCREW	VITE	VIS	SCHRAUBE
3	440088 00	440088 00	WASHER	RONDELLA	RONDELLE	SCHEIBE
4	650407 01	650407 01	METAL CLIP	DADO IN GABBIA	ECROU	MUTTER
5	620058 47	PROTECTOR 220 V	PROTETTORE 220 V	PROTECTEUR 220 V	SCHUTZGERAT 220 V
	620058 49	PROTECTOR 380 V	PROTETTORE 380 V	PROTECTEUR 380 V	SCHUTZGERAT 380 V
6	420000 22	420000 22	SCREW	VITE	VIS	SCHRAUBE
7	440026 00	440026 00	WASHER	RONDELLA	RONDELLE	SCHEIBE
8	620167 25	620167 24	RUN CAPACITOR 220 V	CAPACITA DI MARCIA 220 V	CAPACITÉ PERMANENCE 220 V	BETRIEB KONDENSATOR 220 V
9	620168 13	620168 18	START RELAY 220 V	RELE DI AVVIAMENTO 220 V	RELAIS DE DEMARRAGE 220 V	RELAIS 220 V
10	620167 22	620167 26	START CAPACITOR 220 V	CAPACITA D'AVVIAMENTO 220 V	CAPACITÉ DE DEMARRAGE 220 V	START KONDENSATOR 220 V
11	650029 03	650029 03	METAL CLIP	DADO IN GABBIA	ECROU	MUTTER
12	650109 00	650109 00	VALVE BODY	CORPO VALVOLA	CORPS DE VANNE	VENTILGEHAUSE
13	670012 00	670012 00	VALVE PISTON	PISTONCINO VALVOLA	PISTON	VENTILKOLBEN
14	650106 00	650106 00	VALVE CAP	CAPPUCCIO VALVOLA	CAPUCHON DE VANNE	VENTILKLAPPE
15	620331 01	620331 02	WATER COOLED CONDENSER	CONDENSATORE AD ACQUA	CONDENSEUR A EAU	WASSERGEKUEHLT KONDENSATOR
16	420010 00	420010 00	SCREW	VITE	VIS	SCHRAUBE
17	650029 03	650029 03	METAL CLIP	DADO IN GABBIA	ECROU	MUTTER
18	733204 00	733204 00	WATER INLET FITTING	RACCORDO INGRESSO ACQUA	RACCORD ARRIVÉE D'EAU	WASSEREINLAUFSTÜCK
19	400031 01	400031 01	FIBER WASHER	RONDELLA IN FIBRA	RONDELLE EN FIBRE	FIBER SCHEIBE
20	650575 00	650575 00	REGULATING VALVE INLET FITTING	RACCORDO INGR. VALVOLA PRESS.	RACCORD ENTRÉE VALVE PRESS.	WASSERREGLEREINLAUFSTÜCK
21	620111 00	620111 00	WATER REGULATING VALVE	VALVOLA PRESSOSTATICA	VANNE A EAU PRESSOSTATIQUE	WASSERREGLERVENTIL
22	640076 15	640076 15	FIBER WASHER	RONDELLA IN FIBRA	RONDELLE EN FIBRE	FIBER SCHEIBE
23	650623 00	650623 00	OUTLET VALVE FITTING	RACCORDO USCITA VALVOLA PRESS	RACCORD SORTIE VALVE PRESS.	WASSERREGLEREABFLUSSTUECK
24	281900 03	281900 03	PLASTIC TUBE-PER METER	TUBO IN PLASTICA-PER METRO	TUYAU EN PLASTIQUE-POUR METRE	PLASTIK ROHR-PRO METER
25	650499 00	650499 00	PLASTIC CLAMP	FASCETTA IN PLASTICA	COLLIER EN PLASTIQUE	PLASTIK SCHELLE
26	733174 00	733174 00	WATER DRAIN FITTING	RACCORDO SCARICO ACQUA	RACCORD ÉVACUATION EAU	WASSERABFLUSSSCHLAUCH
27	400076 00	400076 00	NUT	DADO	ECROU	MUTTER
28	670006 01	670006 01	DRIER	FILTRO DEUMIFICATORE	FILTRE DESHYDRATEUR	TROCKNER
29	620306 32	620306 32	HOT GAS VALVE BODY-SCEM	CORPO VALVOLA GAS CALDO-SCEM	CORP VANNE GAZ CHAUD-SCEM	HEISSGAZ VENTIL KORP-SCEM
	620306 28	620306 28	HOT GAS VALVE COIL-SCEM	BOBINA VALVOLA GAS CALDO-SCEM	BOBINE VANNE GAZ CHAUD-SCEM	HEISSGAZ VENTIL SPULE-SCEM
30	784345 02	784345 02	EVAPORATOR ASSY - LARGE	ASSIEME EVAPORATORE - GROSSI	ENSAMBLE ÉVAPORATEUR - GROS	VERDAMPFER - GROSSE
	784349 02	784346 02	EVAPORATOR ASSY - MEDIUM	ASSIEME EVAPORATORE - MEDI	ENSAMBLE ÉVAPORATEUR - MOYEN	VERDAMPFER - MEDIUM
	784347 02	784347 02	EVAPORATOR ASSY - SMALL	ASSIEME EVAPORATORE - PICCOLI	ENSAMBLE ÉVAPORATEUR - PETIT	VERDAMPFER - KLEINE
31	785084 01	785082 05	SUCTION LINE/ACCUMULATOR	ACCUMUL. E LINEA ASPIRAZIONE	ENS. ASPIRATION/ACCUMULATEUR	SAMMLER LEITUNGEN



MC 45 - WATER SYSTEM - CIRCUITO IDRAULICO - CIRCUIT HYDRAULIQUE - WASSERSYSTEM

TEM NO POS NO REF. NO REF. NO	PART NO CODICE REFERENCE STUECK NR	DESCRIPTION	DESCRIZIONE	DESIGNATION	BESCHREIBUNG
1	650105 00	WATER INLET VALVE	VALVOLA INGRESSO ACQUA	VANNE ARRIVÉE D'EAU	WASSEREINLAUFVENTIL
2	281900 04	PLASTIC TUBE PER METER	TUBO IN PLASTICA-PER METRO	TUYAU EN PLASTIQUE-POUR METRE	PLASTIK ROHR-PRO METER
3	640022 00	FLOW CONTROL	CONTROLLO DI FLUSSO	CONTRÔLE DE DEBIT	DURCHFLUSSREGLER
4	733123 00	FLOW CONTROL BODY	CORPO CONTROLLO DI FLUSSO	CORPS CONTROLE DE DEBIT	DURCHFLUSSREGLERGEHAUSE
5	460017 00	CLAMP	FASCETTA	COLLIER	KLEMME
6	784317 08	WATER INLET TUBE - COPPER	TUBO RAME INGRESSO ACQUA	TUYAU EN CUIVRE ARRIVÉE EAU	WASSEREINLAUFROHR-CUPFER
7	784344 00	SUMP & FREEZING CHAMBER	INVOLUCRO EVAPORATORE	ENCEINTE ÉVAPORATEUR	VERDAMPFER GEHAUSE
8	660487 00	INNER BOTTOM & CHUTE	FONDO & SCIVOLO MOBILE	PLAQUE DE FOND ET CHUTE	INNERE BASIS UND SCHUTZ
9	660491 00	EVAPORATOR COVER	COPERCHIO EVAPORATORE	COUVERCLE EVAPORATEUR	VERDAMPFER DECKEL
10	650538 00	INSULATION	ISOLAMENTO	ISOLATION	ISOLIERUNG
11	660419 00	PLASTIC PLUG	TAPPO IN PLASTICA	BOUCHON EN PLASTIQUE	PLASTIKVERSTOPF
12	670002 12	WATER PUMP ASSY	ASSIEME POMPA	ENSAMBLE POMPE A EAU	WASSER PUMPE
13	723132 01	METAL BRACKET	SUPPORTO IN METALLO	PLAQUE SUPPORT POMPE	WASSERPUMPENPLATTE
14	470026 00	SCREW	VITE	VIS	SCHRAUBE
15	660489 00	EVAPORATOR BRACKET	SUPPORTO EVAPORATORE	SUPPORT ÉVAPORATEUR	VERDAMPFER TRAEGEN
16	510148 02	DRAIN TUBE	TUBO DI SCARICO	TUYAU EVACUATION	ABFLUSSROHR
17	743113 02	PLASTIC TUBE	TUBO IN PLASTICA	TUYAU EN PLASTIQUE	PLASTIKROHR
18	660483 00	JET BEARING FLANGE	FLANGIA RACCORDO CENTRALE	BRIDE AXE PALIER DE RAMPE	FLANSCH ZENTRALVERBINDUNG
19	420014 05	SCREW	VITE	VIS	SCHRAUBE
20	660475 00	JET BEARING	RACCORDO CENTRALE	AXE PALIER DE RAMPE	SPRITZWELLEN AXE
21	440013 06	THRUST WASHER	RONDELLA DI RASAMENTO	RONDELLE	SCHEIBE
22	793127 00	SPRAY BAR	BARRA SPRUZZANTE	RAMPE PULVERISATION EAU	SPRITZWELLE
23	660488 00	REMOVABLE INNER BOTTOM	SCIVOLO INTERNO AMOVIBILE	PLAQUE CHUTE DEMONTABLE	INNERESCHUTE
24	660477 01	ICE CHUTE	CONDOTTO SCARICO CUBETTI	GOULOTTE A GLACONS	EISWURFSCHTEKANAL
25	660477 02	ICE CHUTE COVER	COPERCHIO COND. SCAR. CUBETTI	CAPOT DE GOULOTTE	KANALDECKEL
26	510167 00	WATER DRAIN TUBE	TUBO SCARICO ACQUA	TUYAU ÉVACUATION	WASSERABFLUSSRHOR
27	460004 00	CLAMP	FASCETTA	COLLIER	SHELLE
28	660224 00	WATER DRAIN FITTING	RACCORDO SCARICO ACQUA	RACCORD ÉVACUATION EAU	WASSERABFLUSSANSCHLUSSE
29	660535 00	PLASTIC RING NUT	GHIERA IN PLASTICA	COLLIER DE SERRAGE EN PLASTIQUE	PLASTIKRINGMUTTER
30	660538 00	DRIP SHIELD	RACCOGLIGOCIE	EGOUTTOIRE	TROPFFPANNE
31	550291 00	T FITTING	RACCORDO A 'T'	RACCORD A 'T'	'T' STUECK
32	784317 09	WATER INLET TUBE - COPPER	TUBO RAME INGRESSO ACQUA	TUYAU EN CUIVRE ARRIVÉE EAU	WASSEREINLAUFROHR-CUPFER
33	510148 02	WATER DRAIN TUBE	TUBO SCARICO ACQUA	TUYAU ÉVACUATION	WASSERABFLUSSRHOR
34	460004 00	CLAMP	FASCETTA	COLLIER	SHELLE
	620406 01	WATER DRAIN VALVE	VALVOLA SCARICO ACQUA	VANNE SOLENOIDE ÉVAC. EAU	WASSERABFLUSSVENTIL



ИЗДАНИЕ
E 807.15

MC 15 - MC45 - P.C. BOARD AND SENSOR ASSY - SCHEDA ELETTRONICA E SENSORI
ENS. CARTE ELECTRIQUE ET DETECTEURS - ELEKTRONISCHE KARTE UND TEMPERATURFUEHLERENHEIT.

ITEM NO POS NO REP. NO REF. NO	PART NO CODICE REFERENCE STUECK NR	DESCRIPTION	DESCRIZIONE	DESIGNATION	BESCHREIBUNG
1	725025 00	METAL BRACKET	SUPPORTO IN METALLO	SUPPORT METALLIQUE	METALTRAEGER
2	470088 00	SCREW	VITE	VIS	SCHRAUBE
3	660546 00	CONTROL BOX	SCATOLA ELETTRICA	BOITE ELECTRIQUE	SCHALTSCHRANK
4	470000 07	SCREW	VITE	VIS	SCHRAUBE
5	660547 00	CONTROL BOX COVER	COPERCHIO SCATOLA ELETTRICA	COUVERCLE BOITE DE COMMANDE	SCHALTSCHRANK DECKEL
6	620403 01	P.C. BOARD ASSY	ASSIEME SCHEDA ELETTRONICA	ENSAMBLE CARTE ELECTRONIQUE	GEDRUCKTESCHALTUNG
7	630015 09	FUSE	FUSIBILE	FUSIBLE	SCHMELZSICHERUNG
8	620404 00	EVAPORATOR TEMP. SENSOR	SENSORE TEMP. EVAPORATORE	CAPTEUR TEMP. ÉVAPORATEUR	VERDAMPFERTEMPERATURFUEHLER
9	620404 01	CONDENSER TEMP. SENSOR	SENSORE TEMP. CONDENSATORE	CAPTEUR TEMP. CONDENSEUR	KONDENSATORTEMPERATURFUEHLER
10	620404 02	AMBIENT TEMP. SENSOR	SENSORE TEMP. AMBIENTE	CAPTEUR TEMP. AMBIANCE	RAUMTEMPERATURFUEHLER
11	783167 01	ICE LEVEL CONTROL ASSY	ASS. CONTR. LIVELLO GHIACCIO	ENS. DETECTEUR NIVEAU GLACE	EISNIVEAUFUEHLEREINHEIT
12	630124 05	CONTACTOR	TELERUTTORE	CONTACTEUR	SCHALTSCHÜTZ

COMPRESSOR CHART - TABELLA COMPRESSORI - TABLEAU COMPRESSEUR - KOMPRESSOR KARTE

MODEL MODELLO MODELE MODELL	VOLTS TENSIONE TENSION SPANNUNG	COMPRESSOR MODEL MOD. COMPRESSORE TYPE COMPRESSEUR KOMPRESSOR TYP	COMPRESSOR COMPRESSORE COMPRESSEUR KOMPRESSOR	RELAY RELÉ RELAIS RELAIS	PROTECTOR PROTETTORE PROTECTEUR SCHUTZGERAT	START CAPACITOR CAPACITA D'AVV. CAPACITÉ DE DEMARRAGE START KONDENSATOR	RUN CAPACITOR CAPACITA DI MARCIA CAPACITÉ PERMANENCE BETRIEB KONDENSATOR	AUTOTRANSFORMER AUTOTRASFORMATORE AUTOTRANSFORMATEUR AUTOTRAFO
MC 15	115/60/1	U.H. AJ 5515 E	670076 12	620168 11	620058 48	620167 22	620167 16	620407 00
MC 15 MC 45	230/60/1 230/60/1	U.H. AJ 5515 E U.H. AH 5524 E	670076 12 670088 10	620168 11 620168 20	620058 48 *****	620167 22 620167 30	620167 16 620167 24	***** *****
MC 15 MC 45	220/50/1 220/50/1	U.H. AJ 5515 E U.H. AH 5524 E	670076 11 670088 09	620168 13 620168 18	620058 47 *****	620167 22 620167 26	620167 25 620167 24	***** *****
MC 15 MC 45	380/50/3 380/50/3	U.H. AJ 5515 E U.H. TAH 5524 E	670076 13 670088 08	***** *****	620058 49 *****	***** *****	***** *****	***** *****

ELECTRIC COMPONENTS CHART - TABELLA COMPONENTI ELETTRICI - TABLEAU COMPOSANTS ELECTRIQUE - ELEKTRISCHEKARTE

MODEL MODELLO MODELE MODELL	VOLTS TENSIONE TENSION SPANNUNG	CONTACTOR TELERUTTORE CONTACTEUR SCHALTSCHÜTZ	WATER PUMP POMPA POMPE A EAU WASSER PUMPE	FAN MOTOR ONLY MOTORE VENTILATORE MOTEUR VENTILATEUR LUFTEK MOTOR	UPPER FAN MOTOR ONLY MOTORE VENTILATORE SUP MOTEUR VENTILATEUR SUP OBERER LUFTEK MOTOR	WATER INLET VALVE VALV. INGR. ACQUA V.E.M. ARRIVÉE EAU WASSEREIN.VENTIL	HOT GAS VALVE COIL BOBINA VALVOLA GAS CALDO BOBINE V.E.M. GAZ CHAUDS HEISSGAZ VENTIL SPULE	P.C. BOARD SCHEDE ELETTRONICA CARTE ELECTRONIQUE ELEKTRONISCHE KARTE
MC 15	115/60/1	620124 05	670002 14	620233 02	*****	650105 00	620306 28	620403 01
MC 15 MC 45	230/60/1 230/60/1	620124 05 620124 05	670002 14 670002 14	620233 02 620300 09	***** 620413 00	650105 00 650105 00	620306 28 620306 28	620403 01 620403 01
MC 15 MC 45	220/50/1 220/50/1	620124 05 620124 05	670002 12 670002 12	620233 00 620300 06	***** 620413 00	650105 00 650105 00	620306 28 620306 28	620403 01 620403 01
MC 15 MC 45	380/50/3 380/50/3	620124 05 620124 05	670002 12 670002 12	620233 00 620300 06	***** 620413 00	650105 00 650105 00	620306 28 620306 28	620403 01 620403 01