LAVAVAJILLAS DE CAPOTA
HOOD TYPE DISHWASHERS

MODELOS / MODELS

COP-I73 50 Hz	I9013680
COP-I73 B 50 Hz	I9022884
COP-I73 DD 50 Hz	I9022883
COP-I73 B DD 50 Hz	I9022885
COP-I73 SOFT 50 Hz	I9023231
COP-I73 HRS 50 Hz	I9029396
COP-I73 HRS DD 50 Hz	I9029397
COP-I73 HRS B DD 50 Hz	I9044909
COP-I73 HRS 60 Hz	I9035530
COP-I73 60 Hz	I9023227

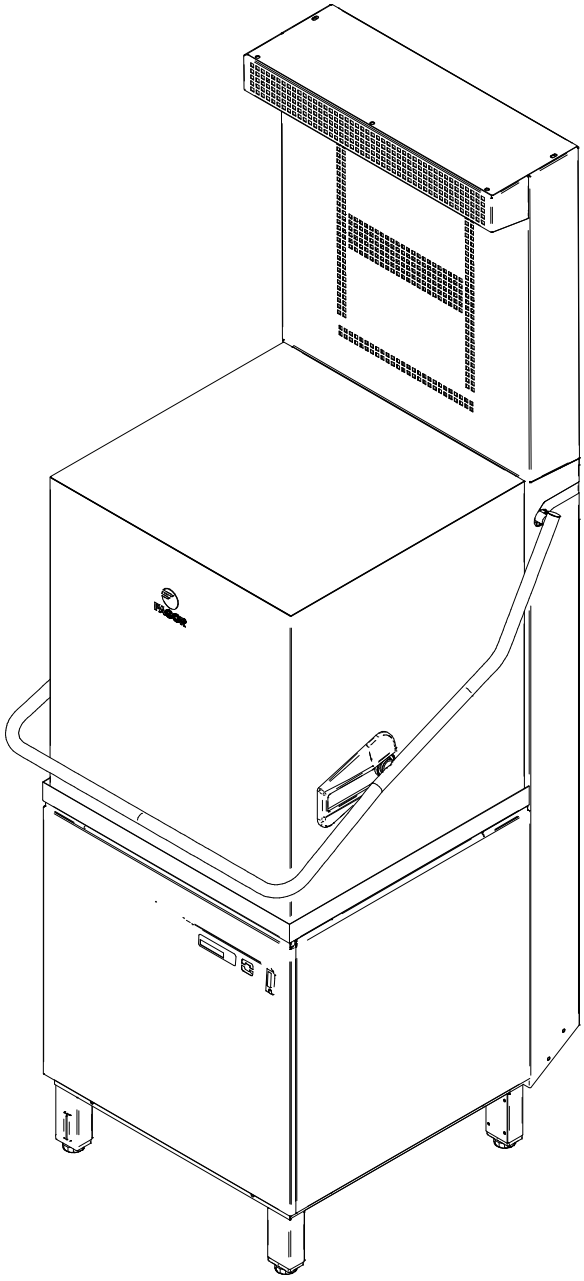

DICIEMBRE 2014 DECEMBER
rev 052023

FAGOR INDUSTRIAL

CONTENIDO / CONTENTS

MUEBLE / UNIT.	1-2
ASA - CAPOTA / HANDLE - HOOD.	3-4
CONJUNTO FUNCIONAL / FUNCTIONAL PART.	5-6
CONJUNTO DESAGÜE / DRAINAGE ASSEMBLY.	7-8
SISTEMA DE ACLARADO / RINSING SYSTEM.	9-11
CONJUNTO DESCALCIFICADOR / SOFTENER ASSEMBLY.	12-13
CONJUNTO CUADRO ELÉCTRICO / ELECTRIC BOARD ASSEMBLY.	14-16
*SISTEMA DE RECUPERACIÓN DE CALOR / HEAT RECOVERY SYSTEM.	17-18
*KIT DOSIFICADOR DETERGENTE / SOAP DISPENSER KIT.	19-20
*KIT BOMBA DESAGÜE / DRAINAGE PUMP KIT.	21-22
VARIOS / MISCELLANEOUS.	23
REPUESTOS RECOMENDADOS / RECOMMENDED SPARE PARTS.	24-25
ESQUEMAS ELÉCTRICOS / WIRING DIAGRAMS.	26

* KITS NO INCLUIDOS EN TODOS LOS MODELOS / KITS NOT INCLUDED IN ALL MODELS

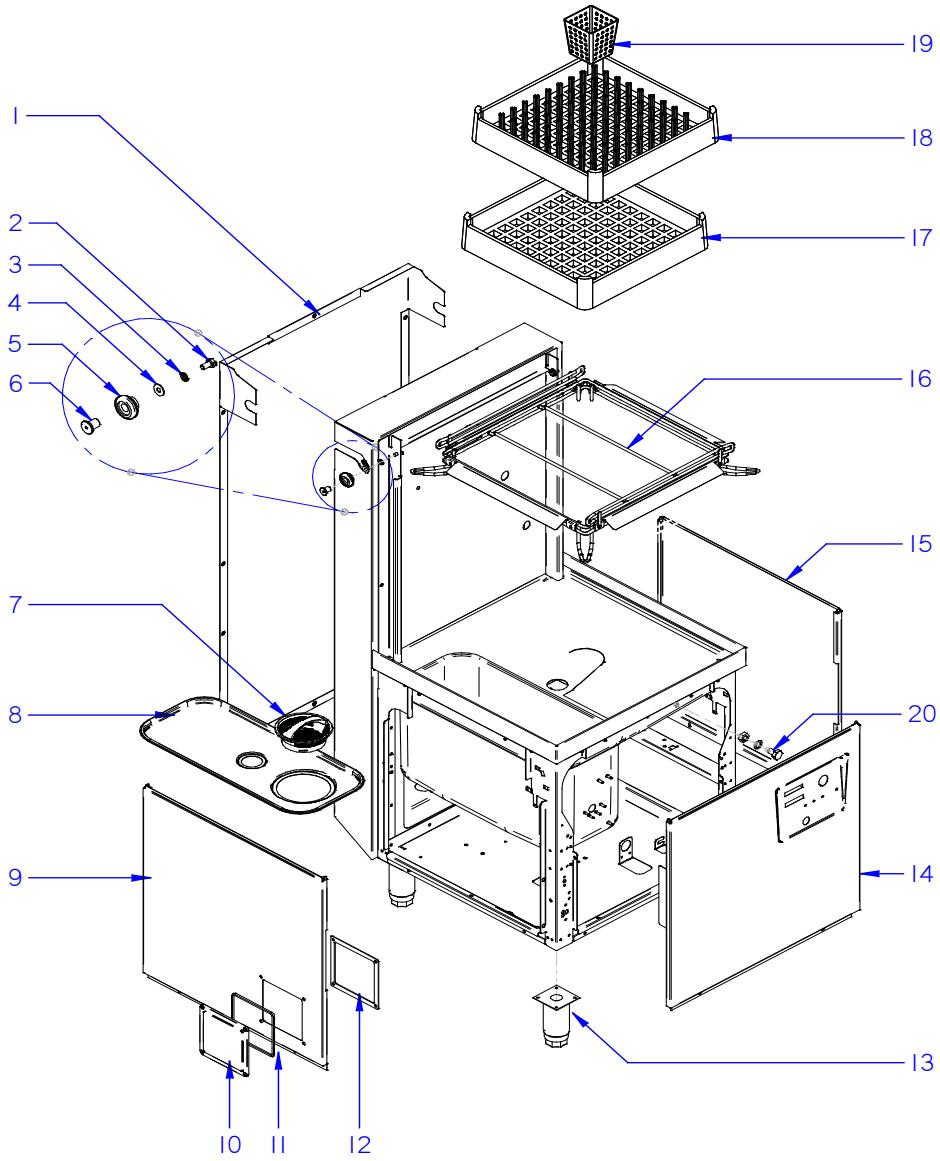
1
2
3
4
5
6
7
8
9
10
11
12
13
14
15
16
17
18
19
20

APARATO / APPLIANCE	LAVAVAJILLAS / DISHWASHER	ZONA / ZONE	MUEBLE / UNIT

ITEM	CODIGO REFERENCE	DENOMINACIÓN	DENOMINATION	COP-173	COP-173 B	COP-173 DD	COP-173 B DD	COP-173 HRS	COP-173 HRS DD	COP-173 HRS B DD	COP-173 SOFT					RECOMENDADOS RECOMMENDED	ELIMINADO ELIMINATED	INTRODUCIDO INTRODUCED	NOTAS / NOTES
1	12047720	PANEL POSTERIOR CAPOTA	REAR PANEL	1	1	1	1	-	-	-	1								
1	12111483	PANEL POSTERIOR CAPOTA HRS	REAR PANEL HRS	-	-	-	-	1	1	1	-								
2	12010128	Tr c/hex INOX M8x16MM DIN933	M8x16MM DIN933 STAIN. HEX. SCREW	1	1	1	1	1	1	1	1								
3	12010272	Ar grower INOX 8mm DIN127	8mm DIN127 STAINLESS GROWER RETAINER	2	2	2	2	2	2	2	2								
4	12059586	ARAN M8 INOX DIN9021	M8 DIN9021 STAINLESS RETAINER	2	2	2	2	2	2	2	2								
5	12047509	RODILLO ELEVACIÓN CAPÓ	HOOD ELEVATION ROLLER	2	2	2	2	2	2	2	2								
6	12047510	CASQUILLO RODILLO ELEVACIÓN	ELEVATION ROLLER BUSHING	2	2	2	2	2	2	2	2								
7	12048609	CESTILLO RECOGEDOR CONCEPT	CONCEPT DUSTPAN BASKET	1	1	1	1	1	1	1	1								
8	12047947	BANDEJA FILTRO CONCEPT	CONCEPT FILTER TRAY	1	1	1	1	1	1	1	1								
9	12120608	PANEL LATERAL DCHO.	RIGHT SIDE PANEL	1	1	1	1	1	1	1	1								
10	12095220	TAPA PLÁSTICO CAJA CONEXIONES	CONNECTION BOX PLASTIC COVER	1	1	1	1	1	1	1	1								
11	12096947	JUNTA TAPA	COVER SEAL	1	1	1	1	1	1	1	1								
12	12103501	JUNTA EPDM CAJA CONEXIONES	CONNECTION BOX EPDM SEAL	1	1	1	1	1	1	1	1								
13	12048723	PATA PLÁSTICO CAPOTA	HOOD PLASTIC LEG	4	4	4	4	4	4	4	4						08.05.15		
13	12009104	PATA REGULABLE	ADJUSTABLE LEG	4	4	4	4	4	4	4	4							08.05.15	
14	12120610	PANEL FRONTAL CONCEPT	CONCEPT FRONT PANEL	1	1	1	1	1	1	1	1								
15	12120609	PANEL LATERAL IZQDO.	LEFT SIDE PANEL	1	1	1	1	1	1	1	1								
16	12045909	BASE CESTILLO VARILLA COMPLETO	COMPLETE WIRE BASKET BASE	1	1	1	1	1	1	1	1								
17	12025011	CESTILLO BASE CT-10	CT-10 BASE BASKET	1	1	1	1	1	1	1	1								
18	12024990	CESTILLO PLATOS CP-16-18	CP-16-18 PLATES BASKET	1	1	1	1	1	1	1	1								
19	12023745	CESTILLO CUBIERTOS	CUTLERY BASKET	1	1	1	1	1	1	1	1								
20	12127398	CONJUNTO TAPÓN DD	DD CAP ASSEMBLY	1	1	1	1	1	1	1	1								

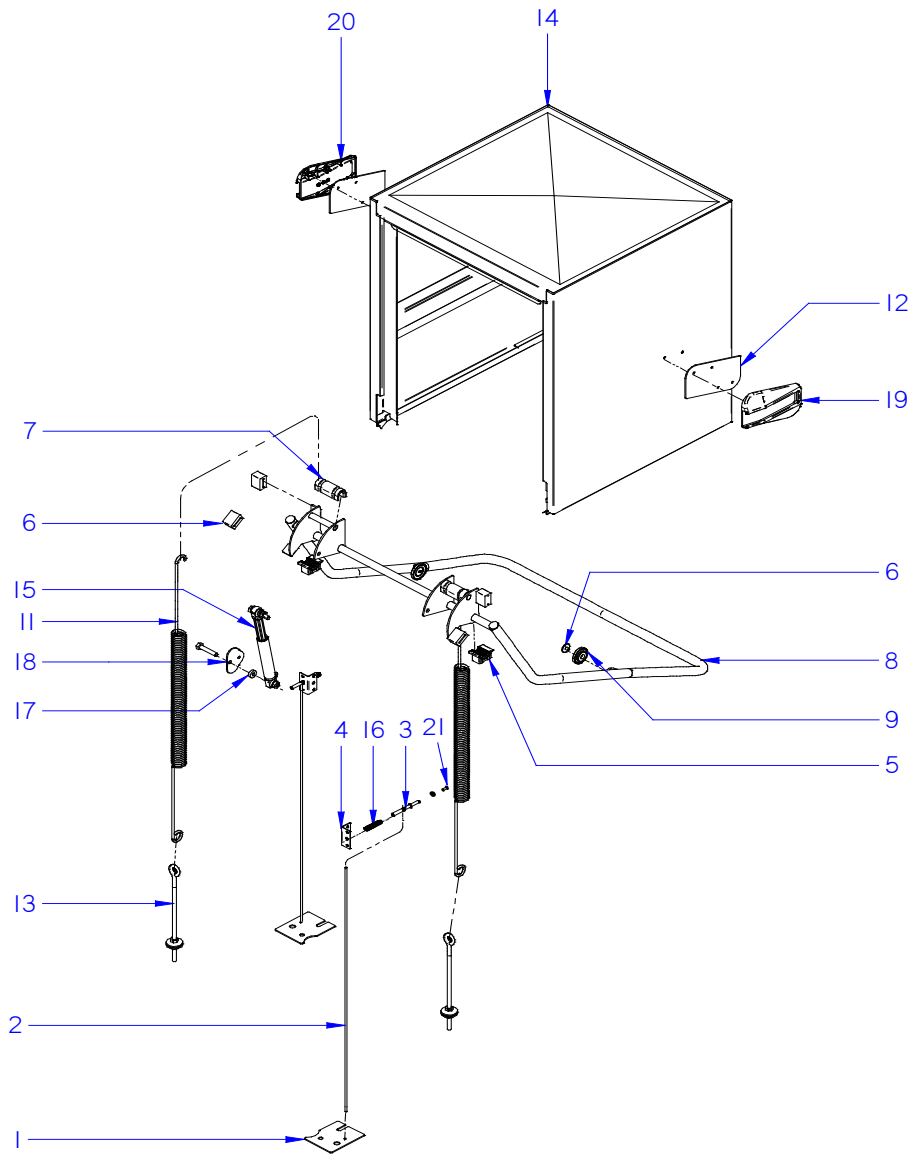
20
14
12
19
7
6
6
15
11
18
17
8
9
4
16
3
21
5
13
2
1

APARATO / APPLIANCE	LAVAVAJILLAS / DISHWASHER	ZONA / ZONE	ASA-CAPOTA / HANDLE-HOOD

ITEM	CODIGO REFERENCE	DENOMINACIÓN	DENOMINATION	COP-173	COP-173 B	COP-173 DD	COP-173 B DD	COP-173 HRS	COP-173 HRS DD	COP-173 HRS B DD	COP-173 SOFT					RECOMENDADOS RECOMMENDED	ELIMINADO ELIMINATED	INTRODUCIDO INTRODUCED	NOTAS / NOTES
1	12096877	SOPORTE BLOQUEO SEGURIDAD	SECURITY LOCK SUPPORT	2	2	2	2	2	2	2	2						22-10-15		
2	12096881	VARILLA BLOQUEO SEGURIDAD	SECURITY LOCK ROD	2	2	2	2	2	2	2	2						22-10-15		
3	12096882	EJE BLOQUEO SEGURIDAD	SECURITY LOCK SHAFT	2	2	2	2	2	2	2	2						22-10-15		
4	12096883	TAPA BLOQUEO SEGURIDAD	SECURITY LOCK COVER	2	2	2	2	2	2	2	2						22-10-15		
5	12098128	SOPORTE DE GIRO EJE ASA	HANDLE AXIS ROD SUPPORT	2	2	2	2	2	2	2	2								
6	12098073	TORNILLO RODILLO ASA EVO	HANDLE ROLLER SCREW	2	2	2	2	2	2	2	2								
7	12096710	CASQUILLO APOYO MUELLE	SPRING SUPPORT BUSHING	2	2	2	2	2	2	2	2								
8	12098150	SISTEMA ELEVACION CAPOTA ADV.	HOOD ASCENT SYSTEM ADVANCE	1	1	1	1	1	1	1	1								
9	12098068	RODILLO ASA CAPOTA EVO	EVO HOOD HANDLE ROLLER	2	2	2	2	2	2	2	2								
10	12098073	TORNILLO RODILLO ASA EVO	HANDLE ROLLER SCREW	2	2	2	2	2	2	2	2								
11	12048836	MUELLE CAPOTA K7.5	HOOD SPRING K7.5	2	2	2	2	2	2	2	2								
12	12093162	JUNTA PLANA CARRIL	GUIDE'S PLANE SEAL	2	2	2	2	2	2	2	2								
13	12048915	GANCHO ROSCADO M10-L315	THREADED HOOK M10-L315	2	2	2	2	2	2	2	2								
14	12091140	CONJUNTO CAPO SIMPLE PARED	SIMPLE WALL HOOD ASSEMBLED	1	1	1	1	1	1	1	1								
15	12024980	AMORTIG. RD10FK 140N SUSPA	SHOCK ABSORVER RD10FK 140N	1	1	1	1	1	1	1	1								
16	12110409	MUELLE SIS. BLOQUEO CAPOTA	HOOD'S LOCK SYSTEM SPRING	2	2	2	2	2	2	2	2						22-10-15		
17	12025255	CASQUILLO RODANTE	ROLLING BUSHING	1	1	1	1	1	1	1	1								
18	12098217	SOPORTE AMORTIGUADOR	SHOCK ABSORVER SUPPORT	1	1	1	1	1	1	1	1								
19	12091573	CARRIL IZDO CAPOTA	HOOD'S LEFT GUIDE	1	1	1	1	1	1	1	1								
20	12091933	CARRIL DCHO CAPOTA	HOOD'S RIGHT GUIDE	1	1	1	1	1	1	1	1								
21	12010242	TORNILLO ESPECIAL M-5X13	SPECIAL SCREW M-5X13	2	2	2	2	2	2	2	2						22-10-15		
22	12047509	RODILLO ELEVACIÓN	RISING ROLLER	4	4	4	4	4	4	4	4								
23	12098022	TORNILLO RODILLO	ROLLER SCREW	2	2	2	2	2	2	2	2								
24	12098021	TOPE RODILLO	ROLLER BLOCK	2	2	2	2	2	2	2	2								
25	12047537	TOPE GOMA BIELA	CONNECTING ROD RUBBER BLOCK	4	4	4	4	4	4	4	4								

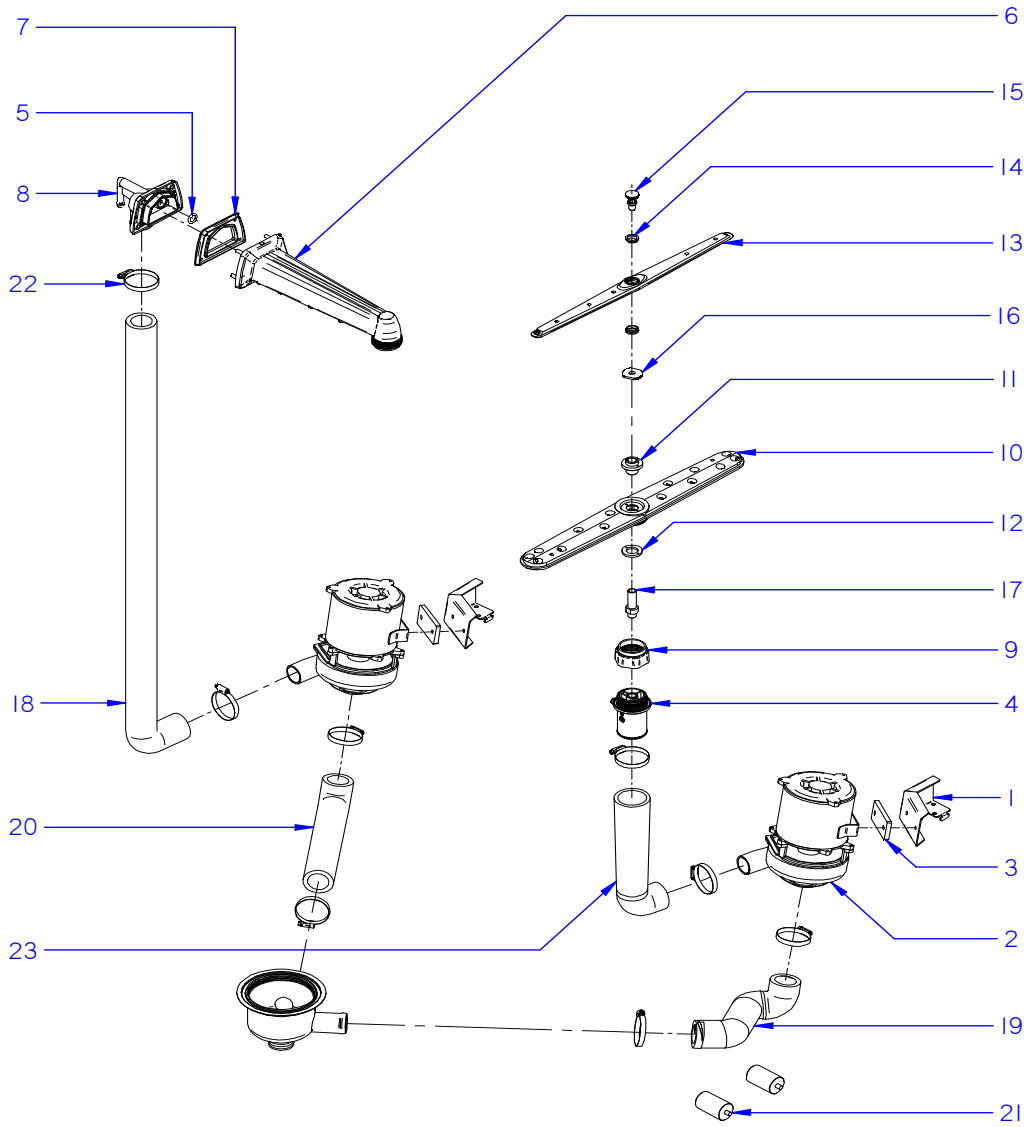
7
6
5
15
8
14
13
22
16
11
10
12
17
9
18
4
1
20
3
2
23
19
21

APARATO / APPLIANCE	LAVAVAJILLAS / DISHWASHER	ZONA / ZONE	LAVADO / WASHING

ITEM	CODIGO REFERENCE	DENOMINACIÓN	DENOMINATION	COP-173	COP-173 B	COP-173 DD	COP-173 B DD	COP-173 HRS	COP-173 HRS DD	COP-173 HRS B DD	COP-173 SOFT					RECOMENDADOS RECOMMENDED	ELIMINADO ELIMINATED	INTRODUCIDO INTRODUCED	NOTAS / NOTES
1	12046160	SOPORTE BOMBA LAVADO	WASHIG PUMP SUPPORT	2	2	2	2	2	2	2	2								
2	12043287	MOTOBOMBA 590KW 50Hz	WASHIG PUMP 590KW 50Hz	2	2	2	2	2	2	2	2					X			
2a	12018550	TURBINA PARA 50 Hz 88 mm	88 mm TURBINE FOR 50 Hz	2	2	2	2	2	2	2	2								
2	12102834	MOTOBOMBA 590KW 60Hz	WASHIG PUMP 590KW 60Hz	2	2	2	2	2	2	2	2					X			
2a	12019550	TURBINA PARA 60 Hz 78 mm	78 mm TURBINE FOR 60 Hz	2	2	2	2	2	2	2	2								
3	12023556	BASE BOMBA LAVADO 1003016	WASHIG PUMP BASE 1003016	2	2	2	2	2	2	2	2								
4	12047910	SOP. DISTRIBUIDOR INFERIOR	LOWER SPRY-ARM SUPPORT	1	1	1	1	1	1	1	1								
5	12049214	JUNTA TORICA ACLARADO 13.8-3.5	RINSING O-RING 13,8-3,5	1	1	1	1	1	1	1	1								
6	12048173	BRAZO LAVAD-ACLAR. CAPOTA	WASH-RINSE ARM	1	1	1	1	1	1	1	1								
7	12048366	JUNTA BRAZO LAVADO-ACLAR.	WASH-RINSE ARM'S SEAL	1	1	1	1	1	1	1	1								
8	12048367	CIERRE BRAZO LAVADO-ACLAR.	WASH-RINSE ARM'S CLOSURE	1	1	1	1	1	1	1	1								
9	12048171	ADAPTADOR RAMAS LAVADO	WASHING ARMS ADAPTER	2	2	2	2	2	2	2	2								
10	12003421	DISTRIBUIDOR COMPLETO	COMPLETE SPRY-ARM	2	2	2	2	2	2	2	2								
11	12025116	CASQUILLO DISTRIBUIDOR	SPRY-ARM'S BUSHING	2	2	2	2	2	2	2	2								
12	12023674	ARANDELA AMARRE	TIGHTEN UP WASHER	2	2	2	2	2	2	2	2								
13	12102984	DISTRIBUIDOR ACLARADO CONCEPT	CONCEPT RINSE SPRY-ARM	2	2	2	2	2	2	2	2								
14	12041628	PROTECTOR FUGAS ACLARADO	RINSE LEAKAGE PROTECTOR	4	4	4	4	4	4	4	4								
15	12043422	EJE ACLARADO	RINSE SHAFT	2	2	2	2	2	2	2	2								
16	12043288	TUERCA ESPECIAL	SPECIAL NUT	2	2	2	2	2	2	2	2								
17	12112480	EJE LAVADO CAPOTA ADVANCE	WASHING SHAFT	2	2	2	2	2	2	2	2								
18	12048013	ARBOL LAVADO 2 BOMBAS	2 PUMS WASHING TREE	1	1	1	1	1	1	1	1								
19	12047688	CONDUCTO ASPIRACION 2 BOMB.	2 PUMP SUCTION PIPE	1	1	1	1	1	1	1	1								
20	12046162	CONDUCTO ASPIRACION	SUCTION PIPE	1	1	1	1	1	1	1	1								
21	12024376	CONDENSADOR 10MF	10MF CONDENSER	2	2	2	2	2	2	2	2					X			
22	12009962	ABRAZADERA 40-60	40-60 CLAMP	8	8	8	8	8	8	8	8								
23	12048012	CODO IMPULSION 2 BOMBAS	2 PUMP EXPULSION ELBOW	1	1	1	1	1	1	1	1								

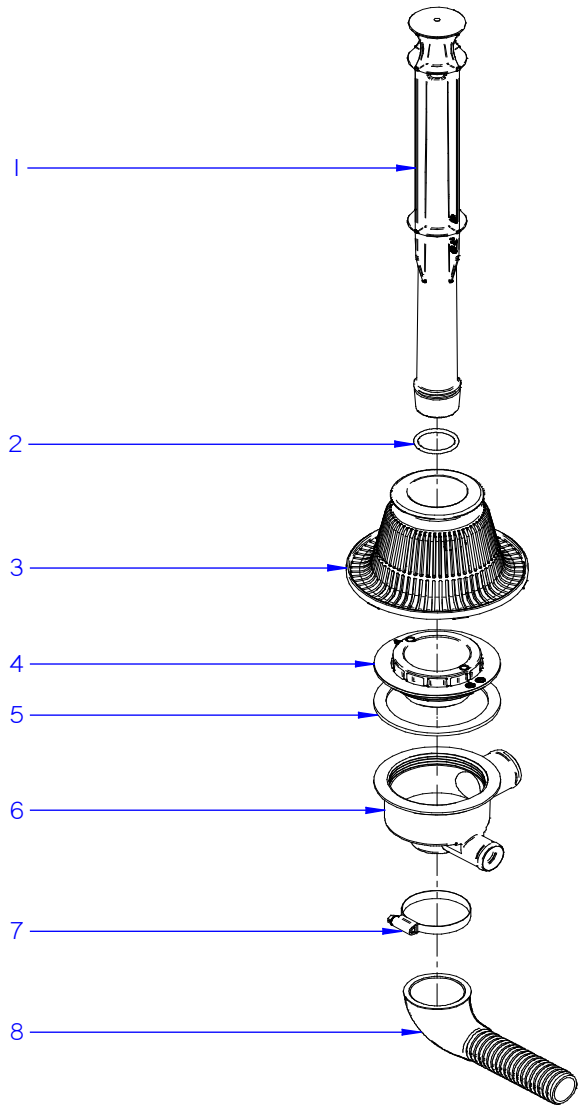
1
2
3
4
5
6
7
8

APARATO / APPLIANCE	LAVAVAJILLAS / DISHWASHER	ZONA / ZONE	CONJUNTO DESAGÜE / DRAINAGE ASSEMBLY

ITEM	CODIGO REFERENCE	DENOMINACIÓN	DENOMINATION	COP-173	COP-173 B	COP-173 DD	COP-173 B DD	COP-173 HRS	COP-173 HRS DD	COP-173 HRS B DD	COP-173 SOFT					RECOMENDADOS RECOMMENDED	ELIMINADO ELIMINATED	INTRODUCIDO INTRODUCED	NOTAS / NOTES
1	12048102	ALIVIADERO CONCEPT CAPOTA	CONCEPT SPILWAY	1	1	1	1	1	1	1	1					X			
2	12048748	JUNTA TÓRICA ALIVIADERO	SPILWAY SEAL	1	1	1	1	1	1	1	1					X			
3	12049652	FILTRO COMPLETO CONCEPT	COMPLETE CONCEPT FILTER	1	1	1	1	1	1	1	1								
4	12048039	AMARRE CUBETA	CLAMPING	1	1	1	1	1	1	1	1								
5	12048717	JUNTA TÓRICA 126.35x5.33	O-RING 126.35x5.33	1	1	1	1	1	1	1	1								
6	12048037	CUBETA 2 BOMBAS	PASS-THROUGH 2 PUMPS PAIL	1	1	1	1	1	1	1	1								
7	12009962	ABRAZADERA 40-60mm DIN3017	DIN3017 40-60mm CLAMP	1	1	1	1	1	1	1	1								
8	12024473	MANGUERA DESAGÜE	DRAINAGE HOSE	1	1	1	1	1	1	1	1								

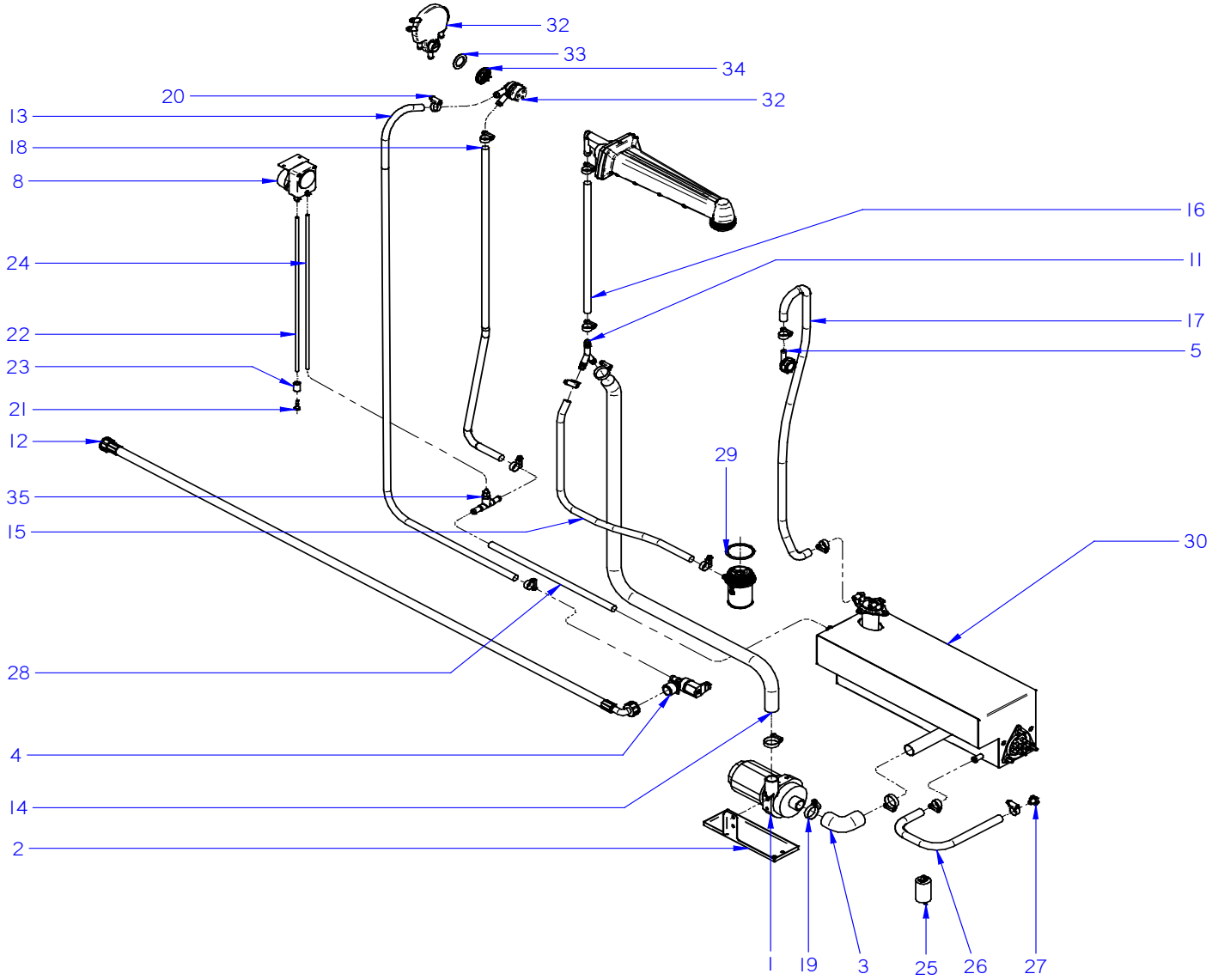
32
33
34
32
20
13
18
8
16
24
11
22
17
23
5
21
12
29
35
30
15
28
4
14
2
1
19
3
25
26
27

APARATO / APPLIANCE	LAVAVAJILLAS / DISHWASHER	ZONA / ZONE	SISTEMA DE ACLARADO / RINSING SYSTEM

ITEM	CODIGO REFERENCE	DENOMINACIÓN	DENOMINATION	COP-173	COP-173 B	COP-173 DD	COP-173 B DD	COP-173 HRS	COP-173 HRS DD	COP-173 HRS B DD	COP-173 SOFT					RECOMENDADOS RECOMMENDED	ELIMINADO ELIMINATED	INTRODUCIDO INTRODUCED	NOTAS / NOTES
1	12024233	BOMBA ACLARADO HANNING	HANNING RINSING PUMP	1	1	1	1	1	1	1	1					X			
2	12110537	SOPORTE BOMBA ACLARADO	RINSING PUMP'S SUPPORT	1	1	1	1	1	1	1	1								
3	12041928	CONDUCTO CALDERIN-BOMBA	BOILER-PUMP HOSE	1	1	1	1	1	1	1	1								
4	12095427	E.V SIMPLE 220V SALIDA A 90º	SIMPLE E.V 90º EXIT	1	1	1	1	1	1	1	1					X			
5	12097453	CONDUCTO AIREACION CALDERIN	BOILER VENTILATION ELBOW	1	1	1	1	1	1	1	1								
5a	12104339	TUERCA AIR-BREAK	PLASTIC AIR-BREAK TANK NUT	1	1	1	1	1	1	1	1								
5b	12091122	JUNTA AIR-BREAK	PLASTIC AIR-BREAK TANK GASKET	1	1	1	1	1	1	1	1								
8	12136886	KIT DOSIFICADOR ABRILLANTADOR	KIT RINSE DISPENSER	1	1	1	1	1	1	1	1					X			
8a	12230391	TUBO PERISTÁLTICO	PERISTALTIC TUBE	1	1	1	1	1	1	1	1								
11	12023511	RACORD EN Y	"Y" SHAPED RACCORD	1	1	1	1	1	1	1	1								
12	12024115	MANGUERA ENTRADA AGUA	WATER SUPPLY HOSE	1	1	1	1	1	1	1	1								
13	12114353	TUBO WRAS	WRAS PIPE	1	1	1	1	1	1	1	1								
14	12046080	COND. IMPULSION ACLARADO	RINSING EXPULSION PIPE	1	1	1	1	1	1	1	1								
15	11000083	TUBO GOMA NEGRA D 17x10	D 17x10 BLACK RUBBER PIPE	1	1	1	1	1	1	1	1								
16	11000083	TUBO GOMA NEGRA D 17x10	D 17x10 BLACK RUBBER PIPE	1	1	1	1	1	1	1	1								
17	11000083	TUBO GOMA NEGRA D 17x10	D 17x10 BLACK RUBBER PIPE	1	1	1	1	1	1	1	1								
18	12114353	TUBO WRAS	WRAS PIPE	1	1	1	1	1	1	1	1								
19	12010023	ABRAZADERA 20-32	20-32 CLAMP	4	4	4	4	4	4	4	4								
20	12010036	ABRAZADERA 12-20	12-20 CLAMP	14	14	14	14	14	14	14	14								
21	12011355	FILTRO ASPIRACION	SUCTION FILTER	1	1	1	1	1	1	1	1								
22	12024139	CONDUCTO ASPIRACIÓN AZKOY	AZKOY SUCTION PIPE	1	1	1	1	1	1	1	1								
23	12024353	PESO FILTRO	FILTER WEIGHT	1	1	1	1	1	1	1	1								
24	11000079	CONDUCTO DOSIF. TRANSP 6X4	DISPENSER TRANSPARENT PIPE	1	1	1	1	1	1	1	1						08.03.16		
24	11002150	TUBO EPDM TRENZADO 6x12	TWISTED EPDM HOSE 6x12	1	1	1	1	1	1	1	1							08.03.16	
25	12023600	CONDENSADOR 5 µF	5 µf CONDENSER	1	1	1	1	1	1	1	1					X			
26	11000083	TUBO GOMA NEGRA D 17x10	BLACK RUBBER PIPE D 17x10	1	1	1	1	1	1	1	1								
27	12041528	TAPON M10x1.5	M10x1.5 CAP	1	1	1	1	1	1	1	1								
28	11000083	TUBO GOMA NEGRA D 17x10	BLACK RUBBER PIPE D 17x10	1	1	1	1	1	1	1	1								
29	12126570	TAPON SILICONA LTP-2	LTP-2 SILICONE PLUG	1	1	1	1	1	1	1	1								
30	12091690	CALDERIN RECTANGULAR	SQUARE BOILER	1	1	1	1	1	1	1	1								
32	12091121	AIR BREAK	AIR BREAK	1	1	1	1	1	1	1	1					X	13.11.15		

APARATO / APPLIANCE	LAVAVAJILLAS / DISHWASHER	ZONA / ZONE	SISTEMA DE ACLARADO / RINSING SYSTEM

ITEM	CODIGO REFERENCE	DENOMINACIÓN	DENOMINATION	COP-173	COP-173 B	COP-173 DD	COP-173 B DD	COP-173 HRS	COP-173 HRS DD	COP-173 HRS B DD	COP-173 SOFT					RECOMENDADOS RECOMMENDED	ELIMINADO ELIMINATED	INTRODUCIDO INTRODUCED	NOTAS / NOTES
32	12024568	VÁLVULA ANTIRRETORNO	NON-RETURN VALVE	1	1	1	1	1	1	1	1					X		13.11.15	
33	12091122	JUNTA AIR BREAK	AIR BREAK'S SEAL	1	1	1	1	1	1	1	1						13.11.15		
34	12104339	TUERCA AIR BREAK	AIR BREAK'S NUT	1	1	1	1	1	1	1	1						13.11.15		
35	12040714	RACOR EN T ANTIRRETORNO	T FITTING NON-RETURN	1	1	1	1	1	1	1	1						08.03.16		
35	12025288	TOMA PRESION	PRESSURE FITTING	1	1	1	1	1	1	1	1							08.03.16	

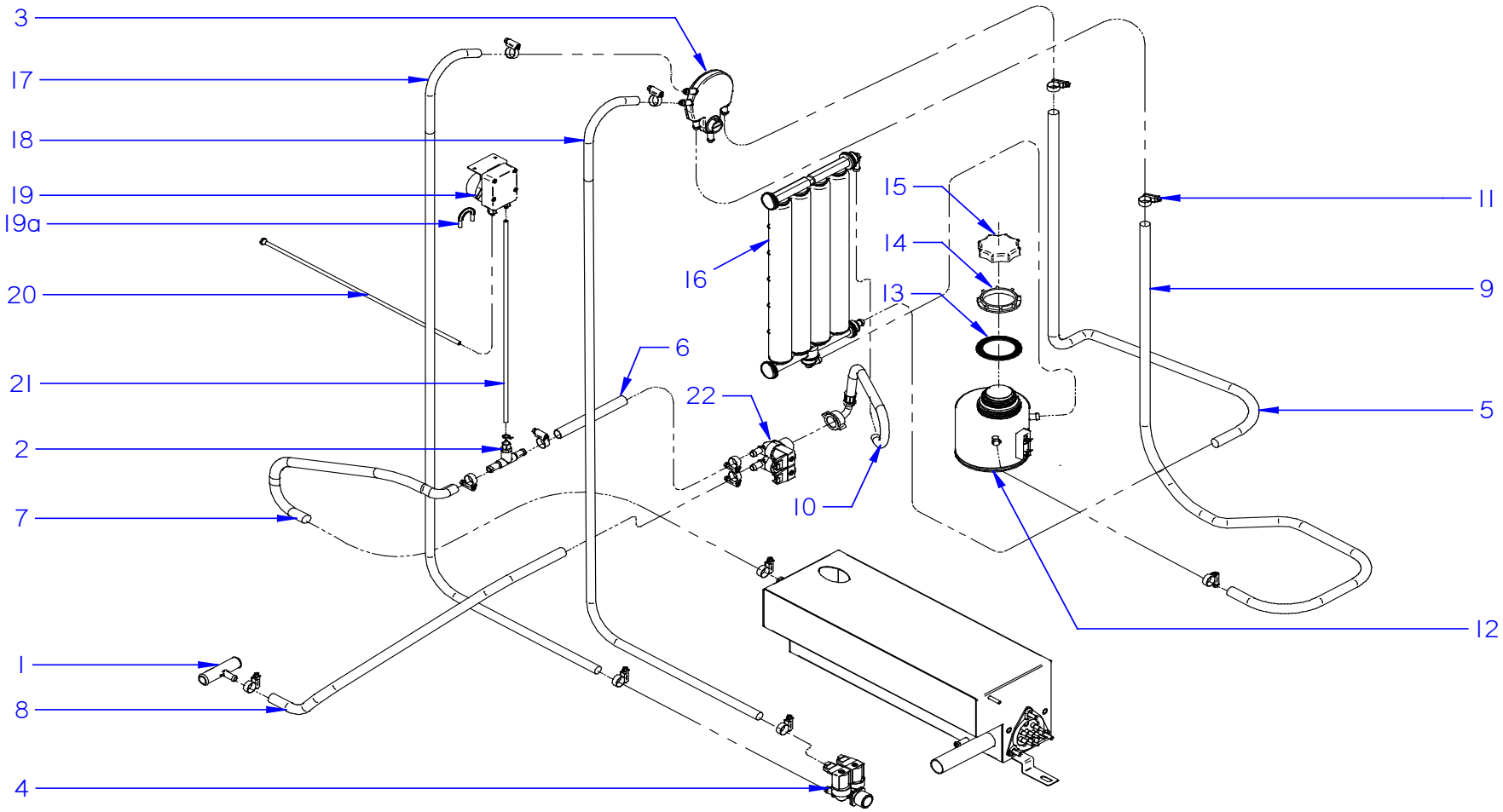
3
17
18
19
19a
20
21
2
7
1
8
4
16
15
14
13
6
22
10
11
9
5
12

APARATO / APPLIANCE	LAVAVAJILLAS / DISHWASHER	ZONA / ZONE	CONJUNTO DESCALCIFICADOR / SOFTENER ASSEMBLY

ITEM	CODIGO REFERENCE	DENOMINACIÓN	DENOMINATION	COP-173 SOFT												RECOMENDADOS RECOMMENDED	ELIMINADO ELIMINATED	INTRODUCIDO INTRODUCED	NOTAS / NOTES
1	12041520	EMPALME DESCALCIF.- DESAGÜE	SOFTENER-DRAIN JOINT	1															
2	12040714	RACOR EN T ANTIRRETORNO	T FITTING NON-RETURN	1															
3	12091121	AIR BREAK	AIR BREAK	1												X			
4	12185219	E.V.DOBLE 220/240V 50/60Hz	DOUBLE EV 220/240V 50/60Hz	2												X			
5	12114353	TUBO WRAS	WRAS PIPE	1															
6	11000083	TUBO GOMA NEGRA D 17x10	D 17x10 BLACK RUBBER PIPE	1															
7	11000083	TUBO GOMA NEGRA D 17x10	D 17x10 BLACK RUBBER PIPE	1															
8	11000083	TUBO GOMA NEGRA D 17x10	D 17x10 BLACK RUBBER PIPE	1															
9	12114353	TUBO WRAS	WRAS PIPE	1															
10	12115441	MANGUERA DESCALCIF.- EV. DOBLE	SOFTENER_DOUBLE EV PIPE	1															
11	12010036	ABRAZADERA 12-20	12-20 CLAMP	15															
12	12113090	BOTE_SALES_SENSOR_EVCO-21	21 EVCO SENSOR SALT CONTAINER	1														01.06.17	
13	12024031	JUNTA TAPON (BITRON 06485.02)	COVER O-RING (BITRON 06485.02)	1												X		01.06.17	
14	12025272	TUERCA (BITRON 27414.00)	NUT SEAL (BITRON 27414.00)	1														01.06.17	
15	12025273	TAPON (BITRON 27415.00)	COVER (BITRON 27415.00)	1														01.06.17	
16	12044603	DESCALCIFICADOR COMPLETO	COMPLETE SOFTENER	1												X	01.06.17		
16	12024874	DESCALCIFICADOR 4 COLUMNAS	4 COLUMN SOFTENER	1												X		01.06.17	
17	12114353	TUBO WRAS	WRAS PIPE	1															
18	12114353	TUBO WRAS	WRAS PIPE	1															
19	12136886	KIT DOSIFICADOR ABRILLANTADOR	KIT RINSE DISPENSER	1												X			
19a	12230391	TUBO PERISTÁLTICO	PERISTALTIC TUBE	1															
20	12024139	CONDUCTO ASPIRACIÓN AZKOY	AZKOY SUCTION PIPE	1															
21	11000079	CONDUCTO DOSIF. TRANSP 6X4	DISPENSER TRANSPARENT PIPE	1															
22	12185294	E.V.DOBLE 220/240V 50/60Hz	DOUBLE EV 220/240V 50/60Hz	1												X			

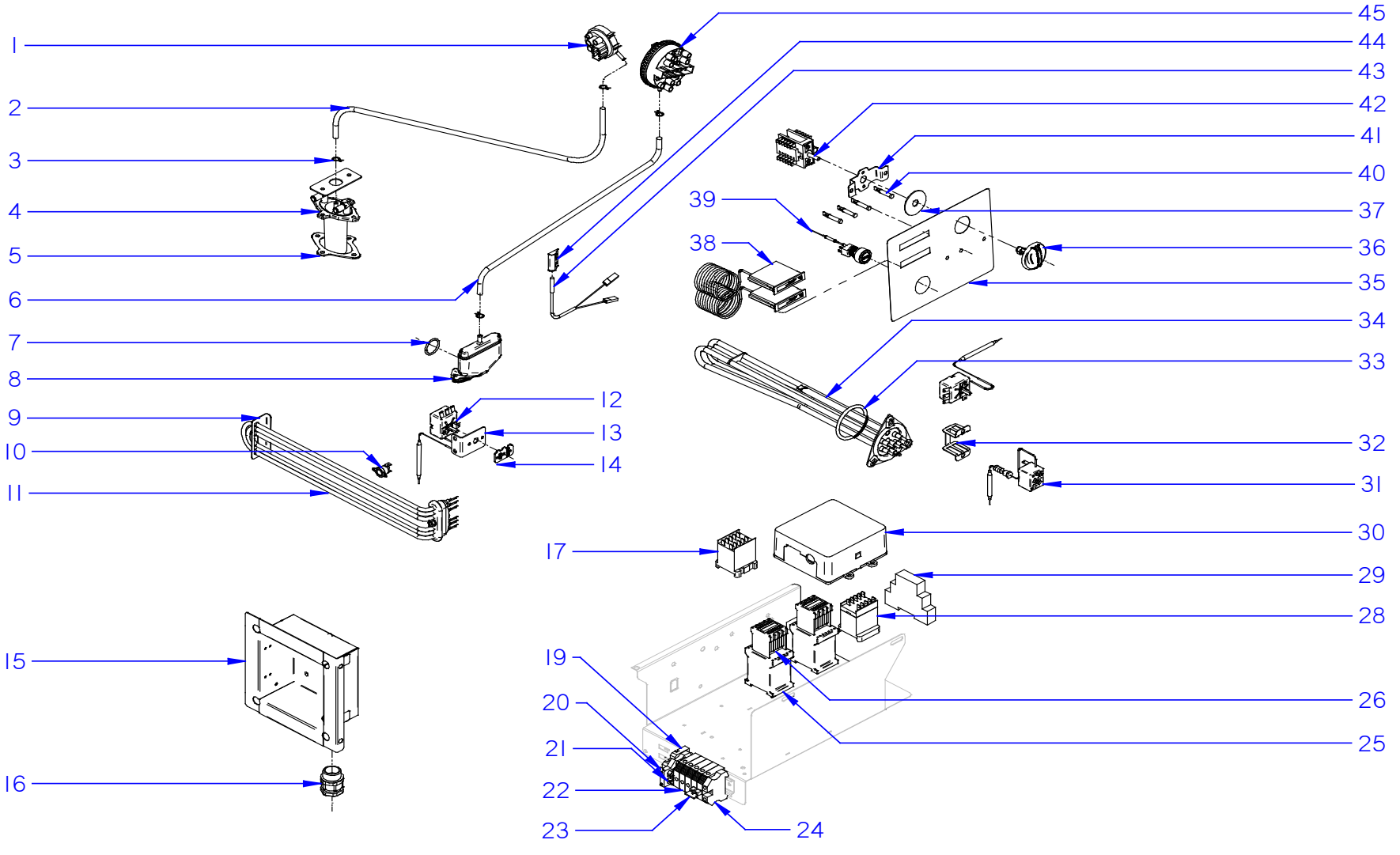
1
2
3
4
5
6
7
8
9
10
11
12
13
14
15
16
17
19
20
21
22
23
24
25
26
28
29
30
31
32
33
34
35
36
37
38
39
40
41
42
43
44
45

APARATO / APPLIANCE **LAVAVAJILLAS / DISHWASHER**

ZONA / ZONE **CONJUNTO CUADRO ELÉCTRICO / ELECTRIC BOARD ASSEMBLY**

ITEM	CODIGO REFERENCE	DENOMINACIÓN	DENOMINATION	COP-173	COP-173 B	COP-173 DD	COP-173 B DD	COP-173 HRS	COP-173 HRS DD	COP-173 HRS B DD	COP-173 SOFT					RECOMENDADOS RECOMMENDED	ELIMINADO ELIMINATED	INTRODUCIDO INTRODUCED	NOTAS / NOTES
1	12048644	PRESOSTATO SIMPLE 1,40-6,30mbar	1,40/6,30mbar SIMPLE PRES.SWITCH	1	1	1	1	1	1	1	1					X			
2	11000066	TUBO GOMA NEGRO D 8x4	D 8x4 BLACK RUBBER PIPE	1	1	1	1	1	1	1	1								
3	12023707	BRIDA ELASTICA TUBO	ELASTIC CLAMP FOR PIPES	2	2	2	2	2	2	2	2								
4	12091478	CAMPANA CALDERIN	BOILER'S PRESSURE CHAMBER	1	1	1	1	1	1	1	1					X			
5	12118822	JUNTA CAMPANA CALDERIN	BOILER'S P.CHAMBERS SEAL	1	1	1	1	1	1	1	1					X			
6	11000066	TUBO GOMA NEGRO D 8x4	D 8x4 BLACK RUBBER PIPE	1	1	1	1	1	1	1	1								
7	12093145	JUNTA TORICA CAMPANA	PRESSURE CHAMBER'S O-RING	1	1	1	1	1	1	1	1								
8	12093146	CAMPANA TANQUE	TUB'S PRESSURE CHAMBER	1	1	1	1	1	1	1	1					X			
9	12049715	SOPORTE RESISTENCIA TANQUE	TUB RESISTOR SUPPORT	1	1	1	1	1	1	1	1								
10	12096597	TERM. SEG. 261B 110ºC FAST 90	SEC. THERM. 261B 110ºC FAST 90	1	1	1	1	1	1	1	1					X			
11	12045886	RESISTENCIA 4,5KW TRIPLE	TRIPLE RESISTOR 4,5KW	1	1	1	1	1	1	1	1					X			
12	12046152	TERMOSTATO CALDERIN 85º TECASA	THERMOSTAT 85°C TECASA	2	2	2	2	2	2	2	2					X			
13	12102004	SOPORTE TERMOSTATO	THERMOSTAT SUPPORT	1	1	1	1	1	1	1	1								
14	12044848	REGULADOR A 60ºC Tt DE 85ºC	60ºC Tt DE 85ºC REGULATOR	1	1	1	1	1	1	1	1					X			
15	12120601	BASE CAJA CONEXIONES	CONNECTIONS BOX BASE	1	1	1	1	1	1	1	1						07.05.15		
15	12096548	CONJUNTO CAJA CONEXIONES	CONNECTION BOX ASSEMBLY	1	1	1	1	1	1	1	1							07.05.15	
16	12009927	PRENSA ESTOPAS PG-21	PG-21 CABLE GLAND	1	1	1	1	1	1	1	1								
17	12024012	CONTACTOR 3TF20 01-3AL2 230	16A 4VIA CONTACTOR UL	1	1	1	1	1	1	1	1								
19	12024199	TOPE FINAL	FINAL END	1	1	1	1	1	1	1	1								
20	12025158	BORNAS PORTA FUSIBLES	FUSE HOLDER TERMINALS	1	1	1	1	1	1	1	1								
21	12025180	REGLETA BORNAJE 2 PISOS	2 LEVEL CONNECTION STRIP	1	1	1	1	1	1	1	1								
22	12023373	BORNA PASO 57A 10mm2 1vía UL	THROUGH TERMINAL 57A 10mm2 1way UL	5	5	5	5	5	5	5	5								
23	12103361	CONECTOR 57A 10mm2 2vía 10mmPaso UL	SWITCH 57A 10mm2 2way 10mmPaso UL	1	1	1	1	1	1	1	1								
24	12024743	BORNE TIER 10 WPE-10103.O	EARTH TERMINAL	1	1	1	1	1	1	1	1								
25	12024040	CONTAC.SIRIUS 3R 230V 50/60 Hz	CONTAC.SIRIUS 3R 230V 50/60 Hz	2	2	2	2	2	2	2	2								SOLO AUXILIAR ITEM 26 COMPATIBLE ONLY
26	12123259	CONTACTOR AUXILIAR 250V 10A UL	AUXILIARY CONTACTOR 250V 10A UL	1	1	1	1	1	1	1	1								
28	12024011	CONTACTOR 230V 50/60 Hz	16A 4VIA CONTACTOR UL	1	1	1	1	1	1	1	1								
29	12024079	RELE TEMP. 230V AC 50/60Hz 8A 1rel UL	230V AC 50/60Hz 8A 1rel UL RELAY	-	-	-	-	1	1	1	-								
30	12110837	TARJETA 5 RELES COMPLETA	5 RELAY CONTROL CARD	1	1	1	1	1	1	1	1								

APARATO / APPLIANCE	LAVAVAJILLAS / DISHWASHER	ZONA / ZONE	CONJUNTO CUADRO ELÉCTRICO / ELECTRIC BOARD ASSEMBLY

ITEM	CODIGO REFERENCE	DENOMINACIÓN	DENOMINATION	COP-173	COP-173 B	COP-173 DD	COP-173 B DD	COP-173 HRS	COP-173 HRS DD	COP-173 HRS B DD	COP-173 SOFT					RECOMENDADOS RECOMMENDED	ELIMINADO ELIMINATED	INTRODUCIDO INTRODUCED	NOTAS / NOTES
31	12023830	LIMITADOR TECASA 125ºC	TECASA THERMOSTAT 125ºC	1	1	1	1	1	1	1	1					X			
32	12022151	AMARRE LIMITADOR TECASA	TECASA THERMOST. SUPPORT	1	1	1	1	1	1	1	1								
33	12118319	JUNTA TÓRICA RESIS. CALDERIN	BOILER RESISTOR'S O-RING	1	1	1	1	1	1	1	1					X			
34	12092825	RESIST. 12KW 400MM TRIPLE UL	12kW 400MM TRIPLE RESISTOR	1	1	1	1	1	1	1	1					X			
35	12097699	EMBELLECEDOR COP-173	COP-173 STICKER	1	1	1	1	1	1	1	-					X			
35	12092547	EMBELLECEDOR COP-173 SOFT	COP-100 STICKER	-	-	-	-	-	-	-	1					X			
36	12115975	CONJUNTO MANDO CAPOTA	KNOB ASSEMBLED	1	1	1	1	1	1	1	1					X			
37	12120142	JUNTA BOTÓN DE MANDO CONCEPT	KNOB CLOSE SEAL	1	1	1	1	1	1	1	1								
38	12049669	TERMOSTATO 0A 120°C 6MM 68X47	THERMOSTAT 0A 120°C 6MM 68X47	2	2	2	2	2	2	2	2					X			
39	12115384	PULSADOR 5V DC 5A 1VIA 1POS	5V DC 5A 1WAY 1POS PUSHBUTTON	-	-	-	-	-	-	-	1					X			
40	12087178	PILOTO BLANCO	WHITE PILOT	2	2	2	2	2	2	2	2								
	12091434	PILOTO VERDE	GREEN PILOT	1	1	1	1	1	1	1	1								
41	12049688	SOPORTE CONMUTADOR CONCEPT	SWITCH FOR FUNCTIONS SUPPORT	1	1	1	1	1	1	1	1								
42	12092712	CONMUTADOR 7 POSICIONES	7 POS. SWITCH FOR FUNCTIONS	1	1	1	1	1	1	1	1					X			
43	12024477	INTERRUPTOR MAGNETICO	MAGNETIC SWITCH	1	1	1	1	1	1	1	1					X			
44	12024066	AMARRE INTERRUP. MAGNETICO	MAGNETIC SWITCH'S SUPPORT	1	1	1	1	1	1	1	1								
45	12123407	PRESOSTATO 0,01 bar SIMPLE UL	SIMPLE 0,01 bar PRESS. SWITCH UL	1	1	1	1	1	1	1	1					X			

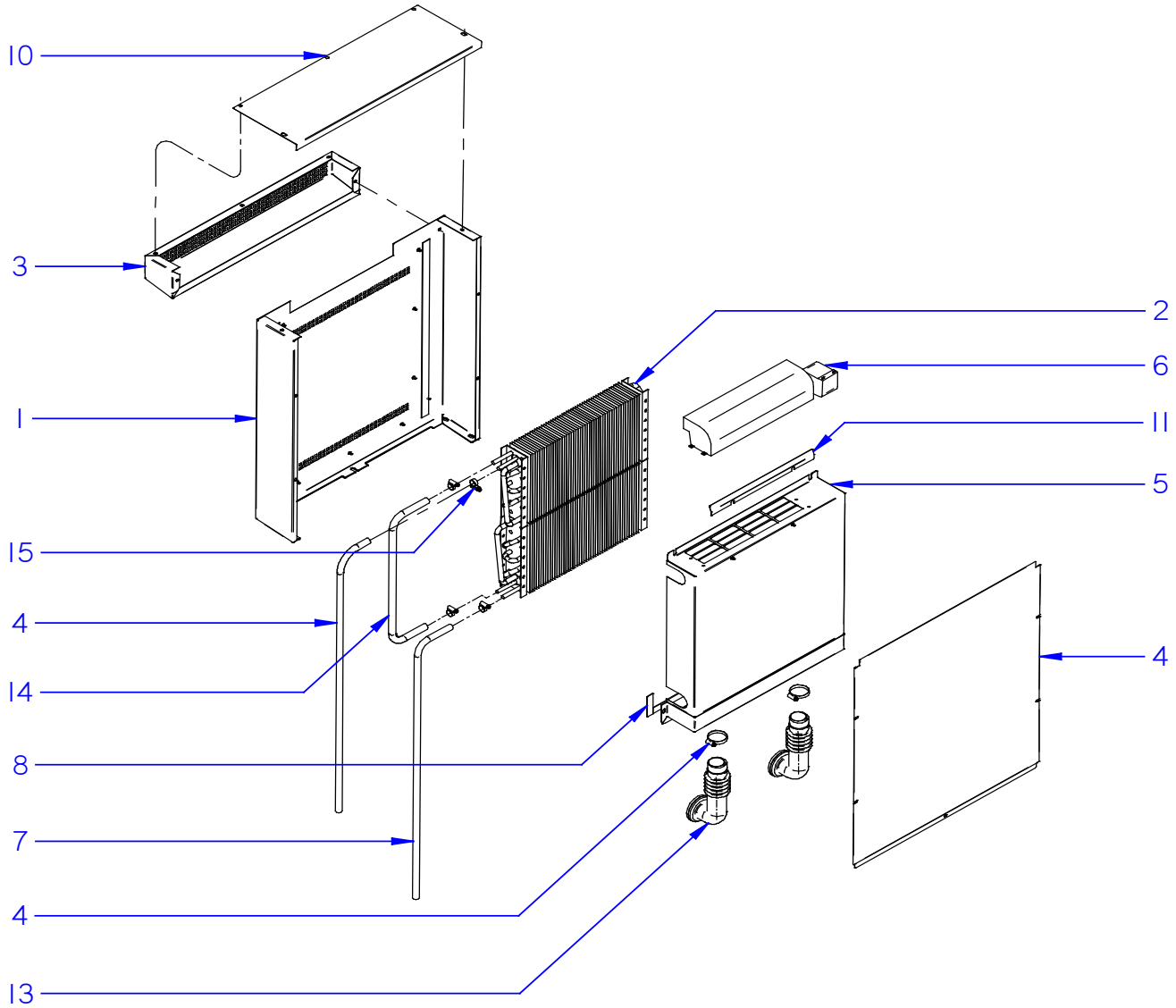
10
3
1
15
4
14
8
7
4
13
2
6
11
5
4

APARATO / APPLIANCE	LAVAVAJILLAS / DISHWASHER	ZONA / ZONE	SISTEMA DE RECUPERACIÓN DE CALOR / HEAT RECOVERY SYSTEM

ITEM	CODIGO REFERENCE	DENOMINACIÓN	DENOMINATION	COP-173 HRS	COP-173 HRS DD	COP-173 HRS B DD									RECOMENDADOS RECOMMENDED	ELIMINADO ELIMINATED	INTRODUCIDO INTRODUCED	NOTAS / NOTES
	12048348	CONJUNTO HRS	HRS ASSEMBLY	1	1	1												
1	12120603	CUBIERTA EXTERIOR COMP. C.U.	C.U. EXTERNAL COVER	1	1	1												
2	12048309	SERPENTIN C.U.	C.U. COOLING COIL	2	2	2												
3	12120604	BISERA REJILLA C.U.	C.U. GRILLED CAP	1	1	1												
4	11000083	CONDUCTO HRS - AIRBREAK	HRS - AIRBREAK PIPE	1	1	1												
5	12048319	CUBIERTA INTERIOR COMPL. C.U.	C.U. INNER COVER COPLETE	1	1	1												
6	12048323	VENTILADOR TANGENCIAL C.U.	C.U. TANGENTIAL FAN	1	1	1												
7	11000083	CODUCTO EV - HRS	EV - HRS PIPE	1	1	1												
8	12111218	JUNTA LAVAVAJILLAS HRS	HRS DISHWASHER GASKET	1	1	1												
9	12009986	ABRAZADERA DIN 3017 W2 32-50L	DIN 3017 W2 32-50L CLAMP	2	2	2												
10	12048344	TAPA SUPERIOR C.U.	C.U. TOP COVER	1	1	1												
11	12048343	CHAPA DE AIRE C.U.	C.U. AIR SHEET	1	1	1												
12	12120605	TAPA POSTERIOR C.U.	C.U. BACK COVER	1	1	1												
13	12111213	CODO ENTRADA VAPOR HRS	HRS STEAM INLET ELBOW	2	2	2												
14	11000083	TUBO UNIÓN SERPENTINES	COOLING COILS CONNECTION PIPE	1	1	1												
15	12010036	ABRAZADERA 12-20	12-20 CLAMP	4	4	4												

FAGOR
FAGOR INDUSTRIAL

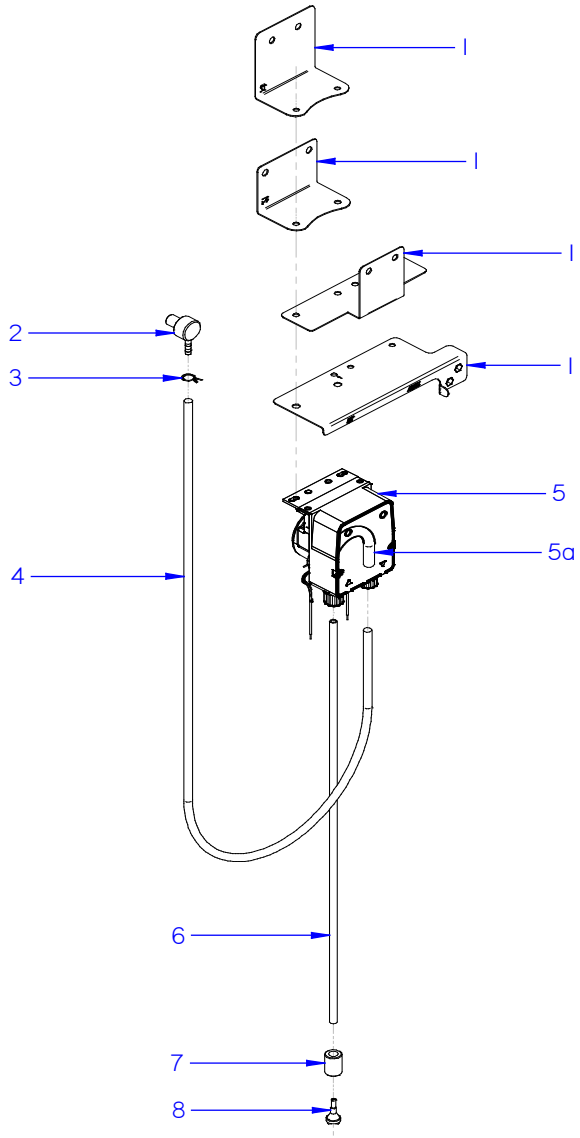
1
1
1
1
2
3
5
5a
4
6
7
8

APARATO / APPLIANCE	LAVAVAJILLAS / DISHWASHER	ZONA / ZONE	KIT DOSIFICADOR DETERGENTE / SOAP DISPENSER KIT

ITEM	CODIGO REFERENCE	DENOMINACIÓN	DENOMINATION	COP-173 DD	COP-173 B DD	COP-173 HRS DD	COP-173 HRS B DD								RECOMENDADOS RECOMMENDED	ELIMINADO ELIMINATED	INTRODUCIDO INTRODUCED	NOTAS / NOTES
	19022347	**KIT DOSIFICADOR DETERGENTE**	**SOAP DISPENSER KIT**	**1**	**1**	**1**	**1**											
1	12132202	SOPORTE DOSIFICADOR PERISTÁLTICO	PERISTALTIC DISPENSER SUPPORT	1	1	1	1											
1	12046465	SOPORTE BOMBA PERISTALTICA	PERISTALTIC PUMP SUPPORT	1	1	1	1											
1	12049139	SOPORTE DOS. DETERGENTE 12	DISPENSERS SUPPORT	1	1	1	1											
1	12102040	SOP. DOSIF. DETERGENTE AF	DISPENSERS SUPPORT FRONT LOAD.	1	1	1	1											
2	12024531	INYECTOR DETERGENTE INOX	DETERGENT INJECTOR	1	1	1	1											
3	12023707	BRIDA ELASTICA TUBO	ELASTIC CLAMP FOR PIPES	1	1	1	1											
4	11000079	CONDUCTO DOSIF. TRANSP 6X4	DISPENSER TRANSPARENT PIPE	1	1	1	1											
5	12024216	DOSIF. DGTE REGULABLE G300	DETERG. REGUL. DISPENSER	1	1	1	1								X	01.03.16		
5	12133011	DGTE REGULABLE SEKO	SEKO DETERG. REGUL.	1	1	1	1								X		01.03.16	
5a	12230390	TUBO PERISTÁLTICO	PERISTALTIC TUBE	1	1	1	1										01.03.16	
6	12024139	CONDUCTO ASPIRACIÓN AZKOY	AZKOY SUCTION PIPE	1	1	1	1											
7	12024353	PESO FILTRO	FILTER'S WEIGHT	1	1	1	1											
8	12011355	FILTRO ASPIRACION	SUCTION FILTER	1	1	1	1											

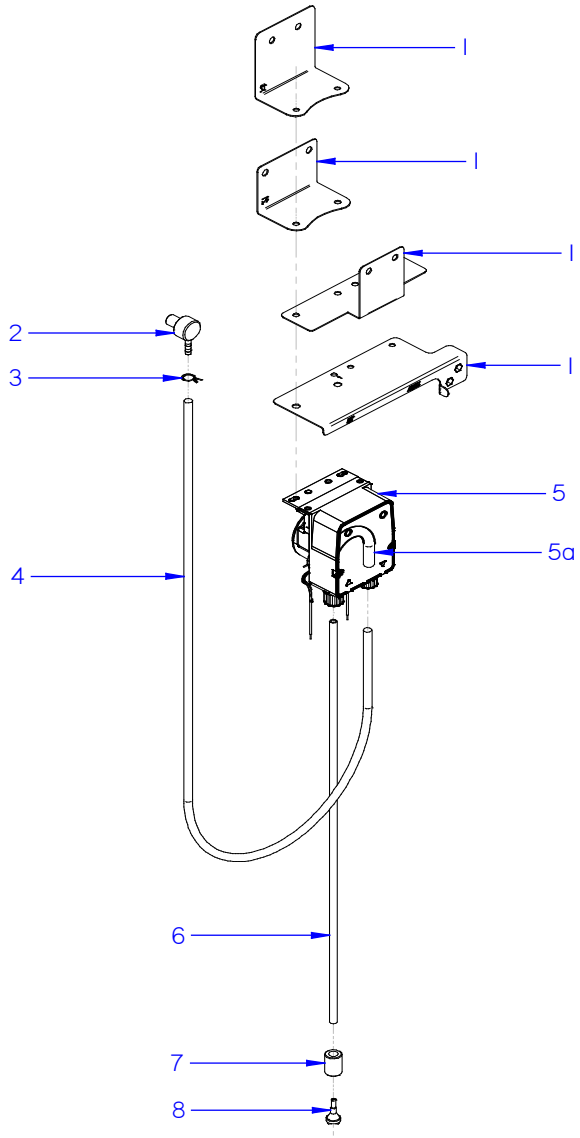
1
1
1
1
2
3
5
5a
4
6
7
8

APARATO / APPLIANCE	LAVAVAJILLAS / DISHWASHER	ZONA / ZONE	KIT BOMBA DESAGÜE / DRAINAGE PUMP KIT

ITEM	CODIGO REFERENCE	DENOMINACIÓN	DENOMINATION	COP-173 B	COP-173 B DD	COP-173 HRS B DD									RECOMENDADOS RECOMMENDED	ELIMINADO ELIMINATED	INTRODUCIDO INTRODUCED	NOTAS / NOTES
	19022349	**KIT BOMBA DESAGÜE**	**KIT BOMBA DESAGÜE**	**1**	**1**	**1**												
1	12024531	PASAMUROS DETERGENTE INOXIDABLE	STAINLESS STEEL SOAP BUSHING	1	1	1												
2	11000066	TUBO GOMA NEGRO D 8x4	D 8x4 BLACK RUBBER PIPE	0.25	0.25	0.25												unidad en metros (m) / unit in meters (m)
3	12041934	MANGUERA DESAGÜE AF	AF DRAINAGE HOSE	1	1	1									X			
4	12096889	SOPORTE MOTOBOMBA	PUMP SUPPORT	1	1	1												
5	12023456	MOTOBOMBA 230V 1N 50Hz 96W	PUMP 230V 1N 50Hz 96W	1	1	1									X			
6	12010023	ABRAZADERA 20-32mm	CLAMP 20-32mm	4	4	4												
7	12049606	CODO BOMBA DESAGÜE	PUMP DRAINAGE ELBOW	1	1	1												
8	12009962	ABRAZADERA 40-60mm DIN3017	DIN3017 40-60mm CLAMP	1	1	1												
9	12041936	MANGUERA SIFÓN DESAGÜE AF	AF DRAINAGE UNIT HOSE	1	1	1									X			
10	12041519	EMPALME DESAGÜE	DRAINAGE CONNECTION	1	1	1												

APARATO / APPLIANCE	LAVAVAJILLAS / DISHWASHER	ZONA / ZONE	VARIOS / MISCELLANEOUS

ITEM	CODIGO REFERENCE	DENOMINACIÓN	DENOMINATION	COP-173	COP-173 B	COP-173 DD	COP-173 B DD	COP-173 HRS	COP-173 HRS DD	COP-173 HRS B DD	COP-173 SOFT					RECOMENDADOS RECOMMENDED	ELIMINADO ELIMINATED	INTRODUCIDO INTRODUCED	NOTAS / NOTES
	12125767	CONJUNTO FOLLETO C+ CAPOTA	HOOD C+ LEAFLET PACKAGE	1	1	1	1	1	1	1	1								
	12125648	FOLLETO KIT DOSIFICADOR DETERGENTE	SOAP DISPENSER KIT LEAFLET	1	1	1	1	1	1	1	1								
	12125649	FOLLETO KIT BOMBA DESAGÜE	DRAINAGE PUMP KIT LEAFLET	1	1	1	1	1	1	1	1								
	12095652	CABLEADO CONTROL A CONMUTADOR	A SWITCH CONTROL WIRING	1	1	1	1	1	1	1	1								
	12009946	CABLEADO TENSOR	TENSOR WIRING	1	1	1	1	1	1	1	1								
	12119778	INSTALACIÓN ELÉCTRICA	ELECTRIC INSTALLATION	1	1	1	1	1	1	1	1								

APARATO / APPLIANCE	LAVAVAJILLAS / DISHWASHER	ZONA / ZONE	REPUESTOS RECOMENDADOS / RECOMMENDED SPARE PARTS

ITEM	CODIGO REFERENCE	DENOMINACIÓN	DENOMINATION	COP-173	COP-173 B	COP-173 DD	COP-173 B DD	COP-173 HRS	COP-173 HRS DD	COP-173 HRS B DD	COP-173 SOFT						ELIMINADO ELIMINATED	INTRODUCIDO INTRODUCED	ZONA / ZONE
2	12043287	MOTOBOMBA 590KW 50Hz	WASHIG PUMP 590KW 50Hz	2	2	2	2	2	2	2	2								conjunto funcional / functional part
2	12102834	MOTOBOMBA 590KW 60Hz	WASHIG PUMP 590KW 60Hz	2	2	2	2	2	2	2	2								conjunto funcional / functional part
21	12024376	CONDENSADOR 10MF	10MF CONDENSER	2	2	2	2	2	2	2	2								conjunto funcional / functional part
1	12048102	ALIVIADERO CONCEPT CAPOTA	CONCEPT SPILWAY	1	1	1	1	1	1	1	1								conjunto desagüe / drainage assembly
2	12048748	JUNTA TÓRICA ALIVIADERO	SPILWAY SEAL	1	1	1	1	1	1	1	1								conjunto desagüe / drainage assembly
1	12024233	BOMBA ACLARADO HANNING	HANNING RINSING PUMP	1	1	1	1	1	1	1	1								sistema de aclarado / rinsing system
4	12095427	E.V SIMPLE 220V SALIDA A 90º	SIMPLE E.V 90º EXIT	1	1	1	1	1	1	1	1								sistema de aclarado / rinsing system
8	12136886	KIT DOSIFICADOR ABRILLANTADOR	KIT RINSE DISPENSER	1	1	1	1	1	1	1	1								sistema de aclarado / rinsing system
25	12023600	CONDENSADOR 5 µF	5 µf CONDENSER	1	1	1	1	1	1	1	1								sistema de aclarado / rinsing system
32	12024568	VÁLVULA ANTIRRETORNO	NON-RETURN VALVE	1	1	1	1	1	1	1	1								sistema de aclarado / rinsing system
3	12091121	AIR BREAK	AIR BREAK	-	-	-	-	-	-	-	1								conjunto descalcificador / softener assembly
4	12185219	E.V.DOBLE 220/240V 50/60Hz	DOUBLE EV 220/240V 50/60Hz	-	-	-	-	-	-	-	2								conjunto descalcificador / softener assembly
13	12024031	JUNTA TAPON (BITRON 06485.02)	COVER O-RING (BITRON 06485.02)	-	-	-	-	-	-	-	1								conjunto descalcificador / softener assembly
16	12024874	DESCALCIFICADOR 4 COLUMNAS	4 COLUMN SOFTENER	-	-	-	-	-	-	-	1								conjunto descalcificador / softener assembly
19	12136886	KIT DOSIFICADOR ABRILLANTADOR	KIT RINSE DISPENSER	-	-	-	-	-	-	-	1								conjunto descalcificador / softener assembly
22	12185294	E.V.DOBLE 220/240V 50/60Hz	DOUBLE EV 220/240V 50/60Hz	-	-	-	-	-	-	-	1								conjunto descalcificador / softener assembly
1	12048644	PRESOSTATO SIMPLE 1,40-6,30mbar	1,40/6,30mbar SIMPLE PRES.SWITCH	1	1	1	1	1	1	1	1								conjunto cuadro eléctrico / electric board assembly
4	12091478	CAMPANA CALDERIN	BOILER'S PRESSURE CHAMBER	1	1	1	1	1	1	1	1								conjunto cuadro eléctrico / electric board assembly
5	12118822	JUNTA CAMPANA CALDERIN	BOILER'S P.CHAMBERS SEAL	1	1	1	1	1	1	1	1								conjunto cuadro eléctrico / electric board assembly
8	12093146	CAMPANA TANQUE	TUB'S PRESSURE CHAMBER	1	1	1	1	1	1	1	1								conjunto cuadro eléctrico / electric board assembly
10	12096597	TERM. SEG. 261B 110ºC FAST 90	SEC. THERM. 261B 110ºC FAST 90	1	1	1	1	1	1	1	1								conjunto cuadro eléctrico / electric board assembly
11	12045886	RESISTENCIA 4,5KW TRIPLE	TRIPLE RESISTOR 4,5KW	1	1	1	1	1	1	1	1								conjunto cuadro eléctrico / electric board assembly
12	12046152	TERMOSTATO CALDERIN 85º TECASA	THERMOSTAT 85°C TECASA	2	2	2	2	2	2	2	2								conjunto cuadro eléctrico / electric board assembly
14	12044848	REGULADOR A 60ºC Tt DE 85ºC	60ºC Tt DE 85ºC REGULATOR	1	1	1	1	1	1	1	1								conjunto cuadro eléctrico / electric board assembly
31	12023830	LIMITADOR TECASA 125ºC	TECASA THERMOSTAT 125ºC	1	1	1	1	1	1	1	1								conjunto cuadro eléctrico / electric board assembly
33	12118319	JUNTA TÓRICA RESIS. CALDERIN	BOILER RESISTOR'S O-RING	1	1	1	1	1	1	1	1								conjunto cuadro eléctrico / electric board assembly
34	12092825	RESIST. 12KW 400MM TRIPLE UL	12kW 400MM TRIPLE RESISTOR	1	1	1	1	1	1	1	1								conjunto cuadro eléctrico / electric board assembly
35	12097699	EMBELLECEDOR COP-173	COP-173 STICKER	1	1	1	1	1	1	1	-								conjunto cuadro eléctrico / electric board assembly
35	12092547	EMBELLECEDOR COP-173 SOFT	COP-100 STICKER	-	-	-	-	-	-	-	1								conjunto cuadro eléctrico / electric board assembly
36	12115975	CONJUNTO MANDO CAPOTA	KNOB ASSEMBLED	1	1	1	1	1	1	1	1								conjunto cuadro eléctrico / electric board assembly
38	12049669	TERMOSTATO 0A 120°C 6MM 68X47	THERMOSTAT 0A 120°C 6MM 68X47	2	2	2	2	2	2	2	2								conjunto cuadro eléctrico / electric board assembly

APARATO / APPLIANCE	LAVAVAJILLAS / DISHWASHER	ZONA / ZONE	REPUESTOS RECOMENDADOS / RECOMMENDED SPARE PARTS

ITEM	CODIGO REFERENCE	DENOMINACIÓN	DENOMINATION	COP-173	COP-173 B	COP-173 DD	COP-173 B DD	COP-173 HRS	COP-173 HRS DD	COP-173 HRS B DD	COP-173 SOFT						ELIMINADO ELIMINATED	INTRODUCIDO INTRODUCED	ZONA / ZONE
39	12115384	PULSADOR 5V DC 5A 1VIA 1POS	5V DC 5A 1WAY 1POS PUSHBUTTON	-	-	-	-	-	-	-	1								conjunto cuadro eléctrico / electric board assembly
42	12092712	CONMUTADOR 7 POSICIONES	7 POS. SWITCH FOR FUNCTIONS	1	1	1	1	1	1	1	1								conjunto cuadro eléctrico / electric board assembly
43	12024477	INTERRUPTOR MAGNETICO	MAGNETIC SWITCH	1	1	1	1	1	1	1	1								conjunto cuadro eléctrico / electric board assembly
45	12123407	PRESOSTATO 0,01 bar SIMPLE UL	SIMPLE 0,01 bar PRESS. SWITCH UL	1	1	1	1	1	1	1	1								conjunto cuadro eléctrico / electric board assembly
5	12133011	DGTE REGULABLE SEKO	SEKO DETERG. REGUL.	-	-	1	1	-	1	1	-								kit dosificador detergente / soap dispenser kit
3	12041934	MANGUERA DESAGÜE AF	AF DRAINAGE HOSE	-	1	-	1	-	-	1	-								kit bomba desagüe / drainage pump kit
5	12023456	MOTOBOMBA 230V 1N 50Hz 96W	PUMP 230V 1N 50Hz 96W	-	1	-	1	-	-	1	-								kit bomba desagüe / drainage pump kit
9	12041936	MANGUERA SIFÓN DESAGÜE AF	AF DRAINAGE UNIT HOSE	-	1	-	1	-	-	1	-								kit bomba desagüe / drainage pump kit

COP 173, B, DD, HRS, SOFT, MARINE

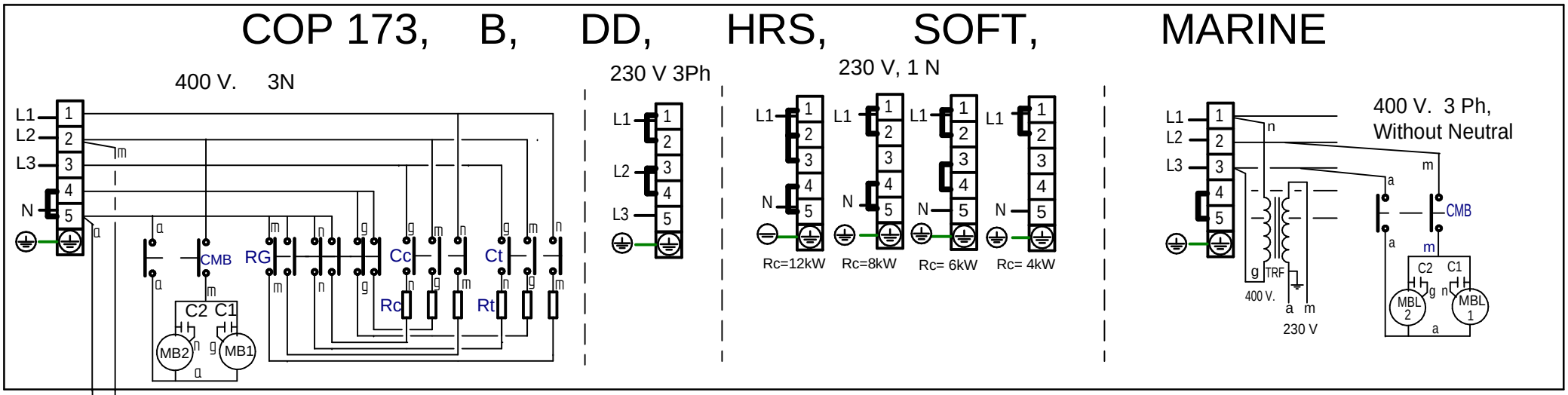

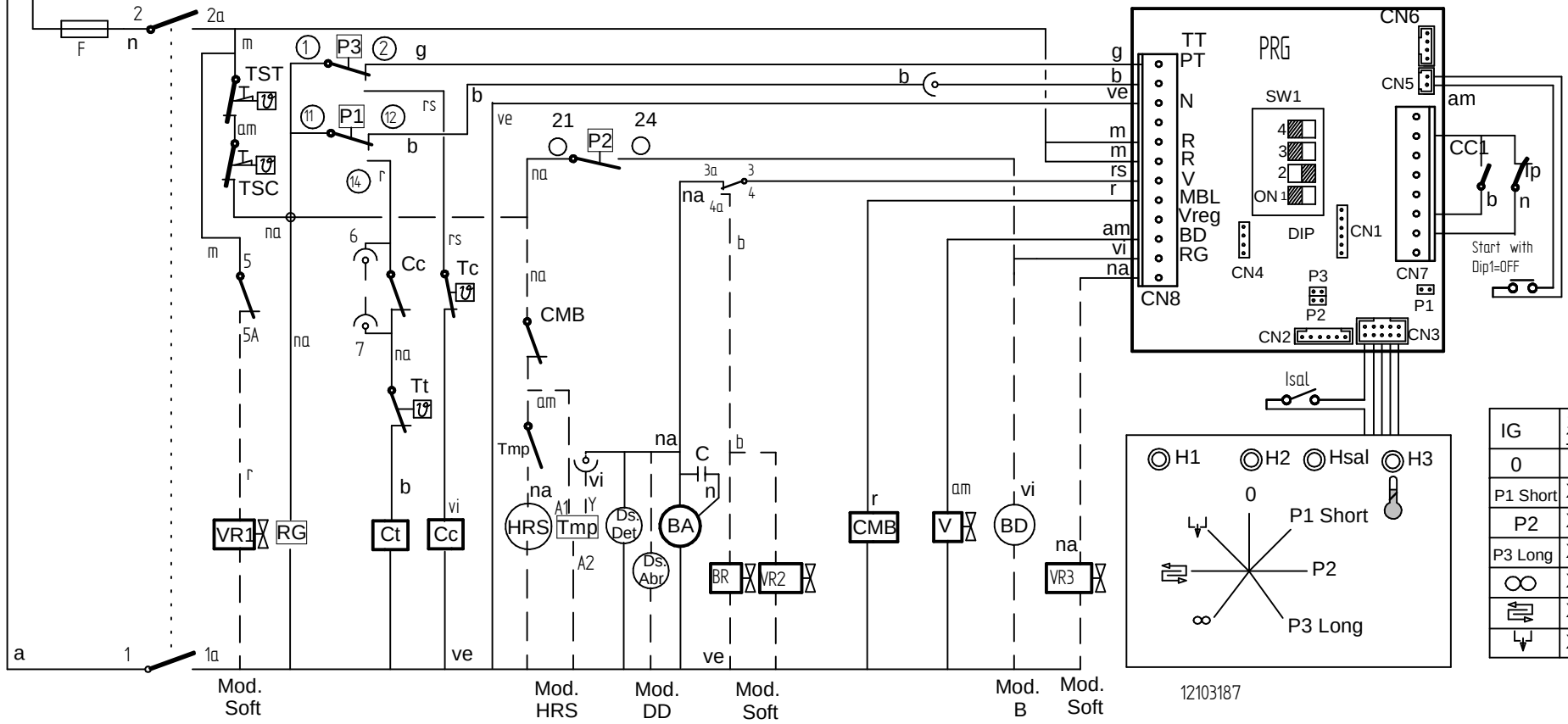

IG	1 1a	2 2a	3 3a	4 4a	5 5a
0					
P1 Short	X	X	X		X
P2	X	X	X		X
P3 Long	X	X	X		X
∞	X	X	X		X
⇄	X	X		X	
↳	X	X	X		X

Simb / LENG		ESPAÑOL	ENGLISH	FRANÇAIS
A,B (CCO)	=	Puntos de conexión con K1	Connection points with K1	Points de connexion K1
C1,C2,C3,C4	=	Condensador electrico	Electric condenser	Condensateur électrique
CA	=	Rele Auxiliar de Aclarado	Rinse Auxiliary Relay	Relais auxiliaire rinçage
CMBL1,2	=	Contactor Bomba lavado 1,2	Wash 1,2 Pump Contactor	Contacteur pompe lavage 1.2
CMBPL	=	Contactor Bomba PreLavado	Prewash Pump Contactor	Contacteur Pompe prélavage
CMEV	=	Contactor Motor Extractor de Vahos	Steam Exhaust Motor Contactor	Contacteur Moteur Extraction vapeur
CMS	=	Contactor Motor Secado	Drying Motor Contactor	Contacteur moteur Séchage
CMREC	=	Contactor Motor Recuperador	Contactor Motor Recover	Contacteur moteur Recuperateur
CRC11,12,13	=	Contactor Calentamiento Calderin	Boiler Heating Contactor	Contacteur Chauffage Chaudière
CRS11,12,21,22	=	Contactor Calentamiento Secado 1,2	Drying 1, 2 Heating Contactor	Contacteur chauffage séchage 1.2
CRTA1,2	=	Contactor Calentamiento Aclarado	Rinse heating Contactor	Contacteur chauffage Rinçage
CRT11,12	=	Contactor Calentamiento Tanque 1	Tank 1 Heating Contactor	Contacteur Chauffage Cuve 1
CRT21,22	=	Contactor Calentamiento Tanque 2	Tank 2 Heating Contactor	Contacteur Chauffage Cuve 2
DS.ABR	=	Dosificador Abrillantador	Rinse doser	Doseur tensoactive
DS.DET	=	Dosificador Detergente	Detergent doser	Doseur détergent
F	=	Fusible	Fuse	Fusible
FMEV	=	Termico Motor Extractor	Steam Exhaust Motor Thermal Overload	Thermique Moteur Extraction vapeur
FML1,2	=	Termico Motor Bomba Lavado1,2	Wash 1,2 Pump Motor Thermal Overload	Thermique Moteur pompe lavage 1.2
FMS1,2	=	Termico Motor Secado 1,2	Drying Motor Thermal Overload	Thermique du Moteur Séchage
FMREC	=	Termico Motor Recuperador	Recover Motor Thermal Overload	Thermique du Moteur Recuperateur
H1	=	Lampara Indicador Marcha	Operation light	Voyant de fonctionnement
H2	=	Lampara Indicador Atorado	Stuck Indicator Lamp	Voyant Bloqués
IA	=	Interruptor Accionamiento Aclarado	Rinsing actuator Switch	Interrupteur d'actionneur de rinçage
IE1,2	=	Pulsador Parada de emergencia 1,2	Emergency 1,2 stop push button	Bouton-poussoir Arrêt d'urgence 1,2
IG	=	Interruptor general.	Power On	Interrupteur général
IGS	=	Interruptor General de seguridad.	Disconnect Switch	Interrupteur Général de sécurité
IL	=	Interruptor Accionamiento Lavado	Wash actuator Switch	Interrupteur d'actionneur de lavage
IM / IP	=	Pulsador Marcha / Parada	Start / Stop push button	Bouton de démarrage / arrêt
IPA	=	Interruptor Puerta Lavado	Washer Door Switch	Interrupteur de porte de lavage
IPPL	=	Interruptor Puerta PreLavado	Prewash Door Switch	Interrupteur de porte prélavage
IPT1,2	=	Interruptor Puerta Tanque 1,2	Tank 1.2 Door Switch	Interrupteur de porte cuve 1.2
IR	=	Interruptor Retroceso Desenganche	Reverse stuck Switch	Interrupteur marche arrière à la blocage
ISV	=	Interruptor Seguridad Enganchon	Overload stuck Switch	Interrupteur marche à la blocage
PRG	=	Control Electronico	Electronic Control	Contrôle électronique
KA1, 2	=	Rele Auxiliar Llenado y Aclarado 1, 2	Fill and Rinse 1, 2 Auxiliary Relay	Relais auxiliaire remplissage et rinçage 1, 2
KP	=	Rele de Puerta	Door Relay	Relais de porte
KTT1	=	Rele Auxiliar Termostato Tanque1	Auxiliary Relay Tank Thermostat1	Thermostat Relais auxiliaire cuve 1
K1	=	Rele Auxiliar Generador Agua Caliente	Auxiliary Relay Hot Water Generator	Générateur auxiliaire Relais eau chaude
MBA	=	Moto Bomba Aclarado	Pump Rinsing	Pompe Rinçage
MBL1,2	=	Moto Bomba Lavado1,2	Washed Pump 1,2	Pompe de lavage 1,2
MBP	=	Moto Bomba Llenado	Filling Pump	Pompe de remplissage
MBPL	=	Moto Bomba PreLavado	Prewash Pump	Pompe à prélavage
MEV	=	Motor Extractor de Vahos	Steam extractor motor	Moteur extracteur vapeur
MREC	=	Motor Recuperador	Motor Recovery	Moteur Récupérateur
MS1,2	=	Motor Secado 1,2	Drying motor 1,2	Moteur de séchage 1,2
MV	=	Motor Arrastre	Advance Motor	Moteur d'entraînement
PA	=	Presostato Aclarado	Rinsed tank Pressure Switch	Pressostat de rinçage
PPL	=	Presostato Prelavado	Prewash tank Pressure Switch	Pressostat de prélavage cuve
PT1	=	Presostato Tanque 1	Washed tank 1 Pressure Switch	Pressostat de lavage cuve 1
PT2	=	Presostato Tanque 2	Washed tank 2 Pressure Switch	Pressostat de lavage cuve 2
R,N	=	Puntos conexión 230V	230V connection points	Points de connexion 230V
RC11,12,13	=	Resistencia Calentamiento Calderin	Boiler Element Heating	Resistance Chauffage Chaudière
RS1, 2	=	Resistencia Calentamiento Secado 1, 2	Drying Element Heating	Resistance Chauffage séchage
RTA	=	Resistencia Calentamiento Aclarado	Rinse tank Element Heating	Resistance Chauffage rinçage
RT11,12	=	Resistencia Calentamiento Tanque 1	Washed Tank 1 Element Heating	Resistance Chauffage lavage cuve 1
RT2	=	Resistencia Calentamiento Tanque 2	Washed Tank 2 Element Heating	Resistance Chauffage lavage cuve 2
SF	=	Interruptor Fin recorrido	Safety end Switch	Interrupteur fin de coourse
TA	=	Termostato Aclarado	Rinse Thermostat	Thermostat de rinçage
TC11	=	Termostato Calderin Temperatura Max.	Boiler thermostat Max. temperature	Thermostat Température max. chaudière
TC12	=	Termostato Calderin Temperatura min.	Boiler thermostat min. temperature	Thermostat Température min. chaudière
TREC	=	Termostato Recuperador	Recovery Thermostat	Thermostat récupérateur
TRF	=	Transformador	Transformer	Transformateur
TSA	=	Termostato Seguridad Aclarado	Rinse Hi-limit Thermostat	Thermostat Limiteur rinçage
TS1,2	=	Termostato Secado 1, 2	Drying 1,2 Thermostat	Thermostat séchage 1, 2
TSC1	=	Termostato Seguridad Calderin 1	Boiler 1 Hi-limit Thermostat	Thermostat Limiteur Chaudière
TST1,2	=	Termostato Seguridad Tanque 1,2	Washed 1,2 Hi-limit Thermostat	Thermostat Limiteur lavage 1, 2
TT1,2	=	Termostato Tanque 1, 2	Washed 1,2 Thermostat	Thermostat lavage 1, 2
VA	=	Electrovalvula Llenado y Aclarado	Filling and Rinse Solenoid Valve	Electrovanne Remplissage et rinçage
VEV	=	Electrovalvula Extractor de Vahos	Steam extractor Solenoid Valve	Electrovanne extracteur vapeur
VF	=	Variador de Frecuencia	Variable frequency drive	Variateur de fréquence
VL1,2	=	Electrovalvula Llenado Tanque 1, 2	Filling Tank 1, 2 Solenoid Valve	Electrovanne de remplissage 1, 2
VG	=	Electrovalvula General Recuperador	Recovery Solenoid Valve main	Electrovanne général Recuperateur
VREC	=	Electrovalvula Recuperador	Recovery Solenoid Valve	Electrovanne Recuperateur
ZA	=	Alarma Enganchon	Buzzer alarm stuck	Alarme buzzer blocage
	=			
COLOR	=	COLORES	COLOUR	COULEURS
BLK, bk, n	=	Negro	Black	Noir
BLU, bl, a	=	Azul	Blue	Bleu
BRN, bn, m	=	Marrón	Brown	Marron
GRN, gn, ve	=	Verde	Green	Vert
GRY, gy, g	=	Gris	Grey	Gris
ORG, or, na	=	Naranja	Orange	Orange
PNK, pk, rs	=	Rosa	Pink	Rose
PRP, pr, vi	=	Violeta	Purple	Violet
RED, rd, r	=	Rojo	Red	Rouge
WHT, wh, b	=	Blanco	White	Blanc
YEL, yw, am	=	Amarillo	Yellow	Jaune
YEL/GRN, am/ve	=	Amarillo/verde	Yellow / green	Jaune / vert