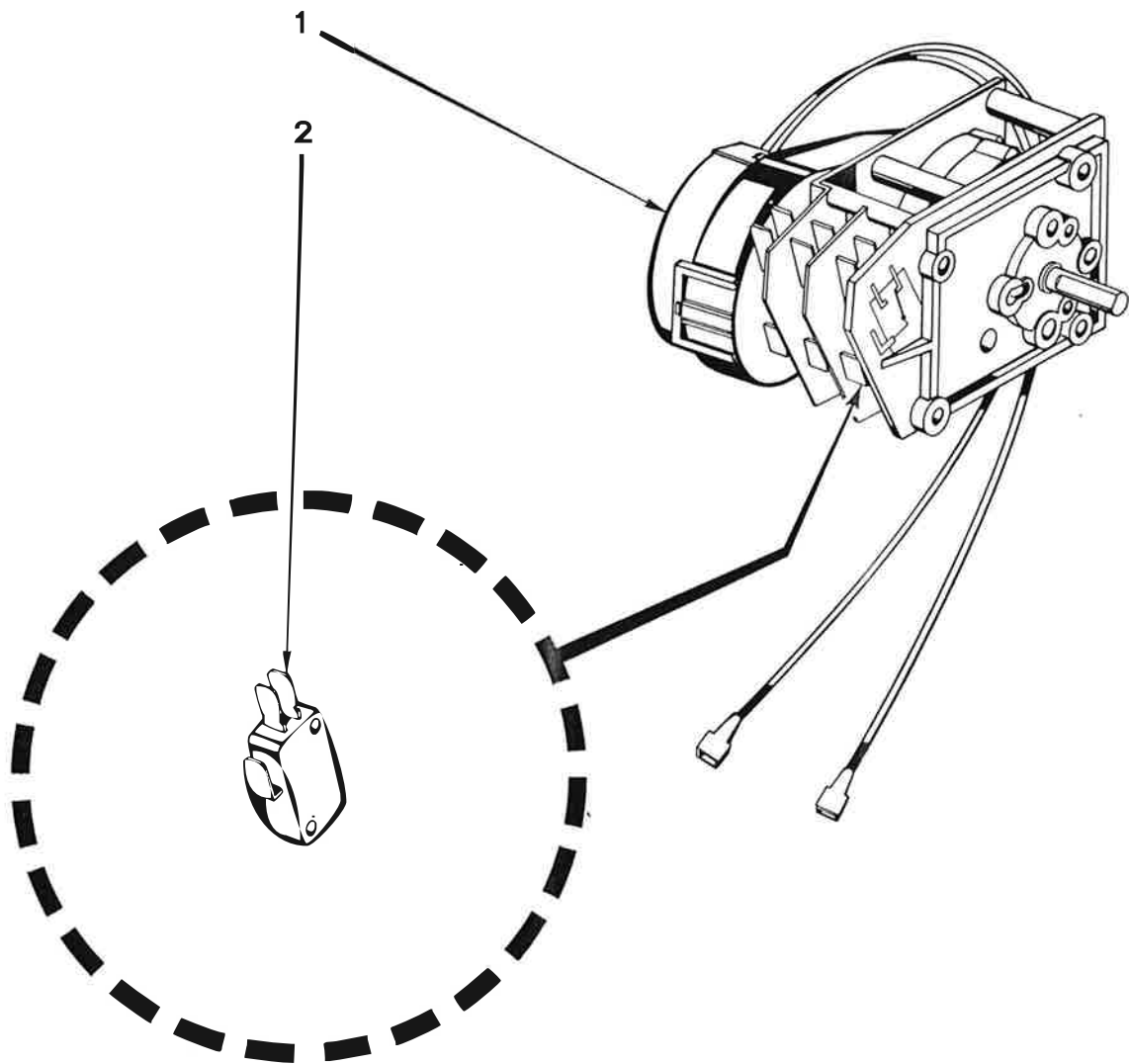
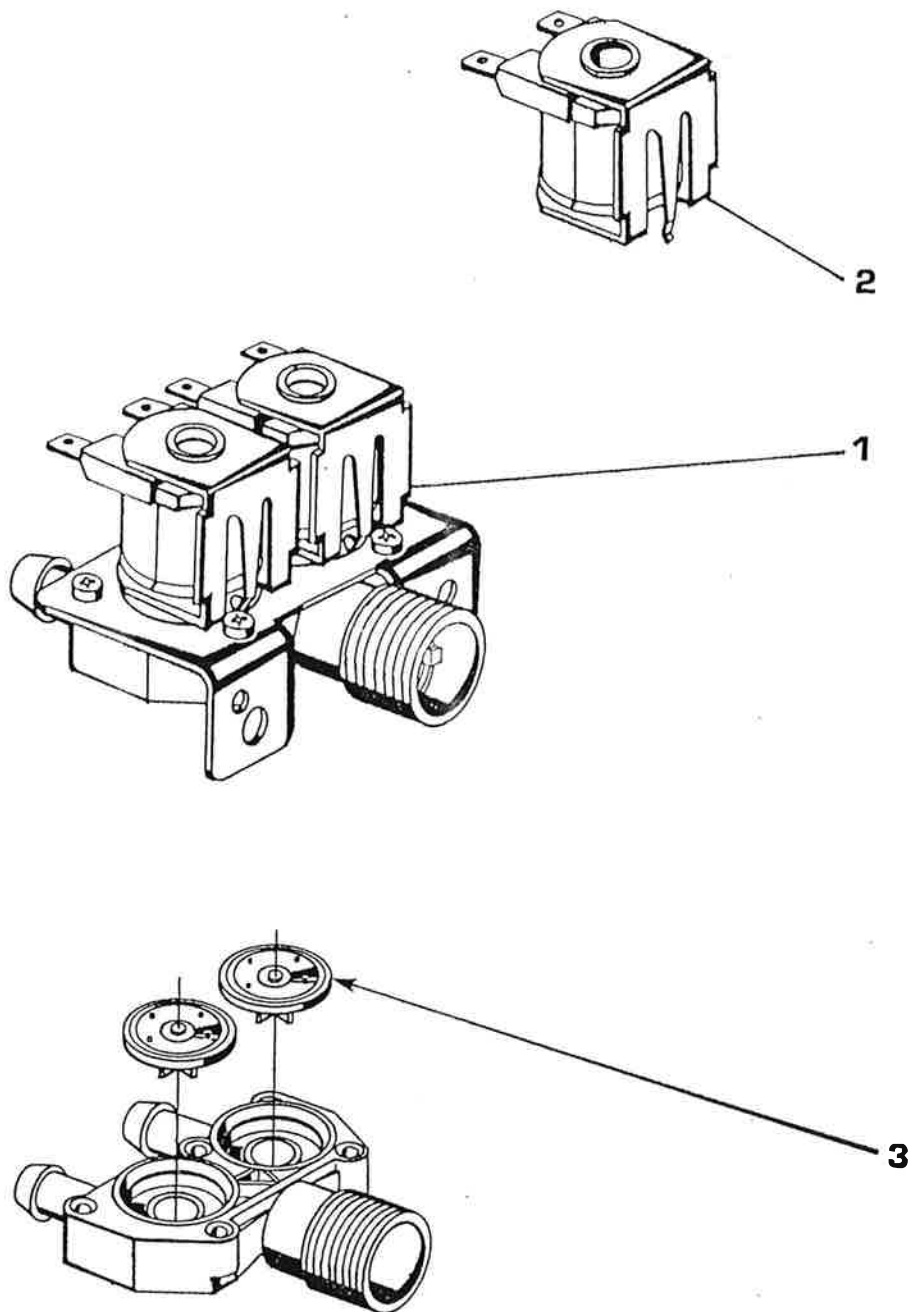


POS.	CODICE CODE KODE	POS.	CODICE CODE KODE	POS.	CODICE CODE KODE	POS.	CODICE CODE KODE
1	02 50 08	32	13 80 01				
2	{ 21 60 02	33	99 90 09				
	21 60 03	34	12 10 30				
3	44 70 07	35	46 30 05				
4/5	44 70 08	36	43 50 01				
6	21 30 02	37	43 70 31				
7	21 20 01	38	41 70 40				
8	23 60 08	39	23 00 16				
9	pag. 90	40	pag. 93				
10	22 40 02	41	pag. 96				
11	99 90 27	42	46 80 06				
12	99 40 02	43	43 70 27				
13	{ 48 00 15	44	45 60 16				
	48 00 16	45	46 70 03				
14	99 90 24	46	46 10 02				
15	32 20 02	47	02 20 16				
16	49 90 18	48	14 30 05				
17	99 90 23	49	14 30 04				
18	31 90 01	50	20 30 13				
19	12 10 18	51	20 40 17				
20	98 40 02	52	45 90 01				
21	46 80 29	53	43 70 24				
22	{ 45 60 20						
	43 70 19						
23	99 00 24						
24	14 00 03						
25	11 90 02						
26	46 80 18						
27	43 70 25						
28	46 50 01						
29	99 30 03						
30	11 00 02						
31	14 00 06						




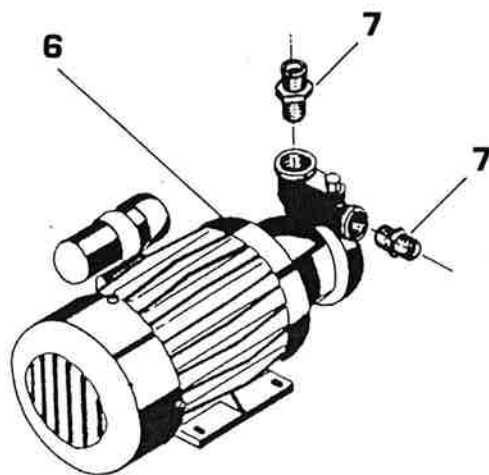
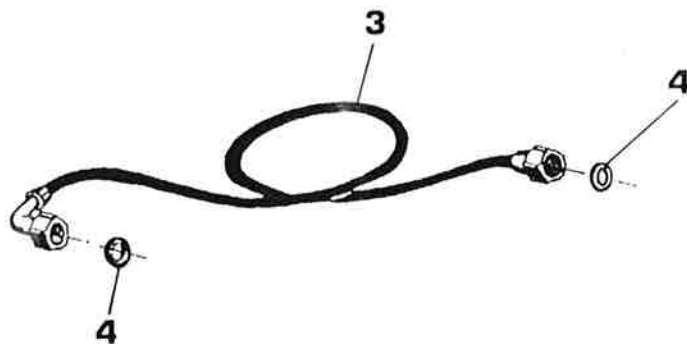
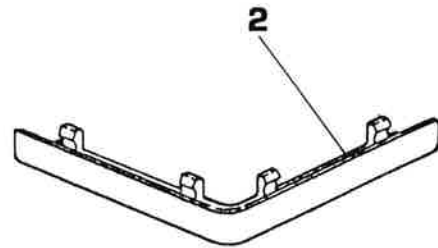

POS.	CODICE CODE KODE	DESCRIZIONE - DESCRIPTION - BESCHREIBUNG
1	23 80 25	Timer ciclo 180" - Cronel 2C Cycle timer 180" - Cronel 2C Programmateur cycle 180" - Cronel 2C Programmschalter 180" - Cronel 2C 220/50/1 Mod. R 495 - 497
1	23 80 01	Timer ciclo 180" - Crouzet 3C Cycle timer 180" - Crouzet 3C Programmateur cycle 180" - Crouzet 3C Programmschalter 180" - Crouzet 3C 220/50/1 Mod. R 499 - 501 - 503 - 505 - 507 - 509 - 511 - 704 - 706 - 708 - S 641 - 643  Mod. S 870 fino matricola n° 64902 till serial no. 64902 au matricule n° 64902 bis Maschinen-Nr. 64902
1	23 80 24	Timer ciclo 180" - Cronel 3C Cycle timer 180" - Cronel 3C Programmateur cycle 180" - Cronel 3C Programmschalter 180" - Cronel 3C 220/50/1 Mod. R 499 - 501 - 503 - 505 - 507 - 509 - 511 - 704 - 706 - 708 - S 641 - 643  Mod. S 870 fino matricola n° 64902 till serial no. 64902 au matricule n° 64902 bis Maschinen-Nr. 64902
1	23 80 05	Timer ciclo 180" - Cronel 3C Cycle timer 180" - Cronel 3C Programmateur cycle 180" - Cronel 3C Programmschalter 180" - Cronel 3C 220-240/50/1 Mod. R 499 - 501 - 503 - 505 - 507 - 509 - 511 - 704 - 706 - 708 - S 641 - 643  Mod. S 870 fino matricola n° 64902 till serial no. 64902 au matricule n° 64902 bis Maschinen-Nr. 64902
1	23 80 16	Timer ciclo 180" - Cronel 3C Cycle timer 180" - Cronel 3C Programmateur cycle 180" - Cronel 3C Programmschalter 180" - Cronel 3C 220/60/1 Mod. R 499 - 501 - 503 - 505 - 507 - 509 - 511 - 704 - 706 - 708 - S 641 - 643  Mod. S 870 fino matricola n° 64902 till serial no. 64902 au matricule n° 64902 bis Maschinen-Nr. 64902

POS.	CODICE CODE KODE	DESCRIZIONE - DESCRIPTION - BESCHREIBUNG
1	23 80 09	Timer pompa scarico 180" - Cronel 4C Drain pump timer 180" - Cronel 4 Programmateur pompe vidange 180" - Cronel 4C Laugenpumpe-Programmschalter 180" - Cronel 4C 220/50/1 Mod. R 501 - 505 - 509 - 704 - 706 - 708 - S 641  Mod. S 870 fino matricola n° 64902 till serial no. 64902 au matricule n° 64902 bis Maschinen-Nr. 64902
2	21 80 09	Micro timer Cronel Microtimer Cronel Minirupteur programmateur Cronel Mikroschalter Cronel



POS.	CODICE CODE KODE	DESCRIZIONE - DESCRIPTION - BESCHREIBUNG
1	24 00 06	Valvola - Elbi - 1 via 90° Solenoid valve - Elbi - 1 way 90° Vanne - Elbi - 1 bobine 90° Einweg - Einlassmagnetventil - Elbi - 90° 220-240/50-60/1 Mod. R 495
1	24 00 05	Valvola - Elbi - 1 via 180° Solenoid valve - Elbi - 1 way 180° Vanne - Elbi - 1 bobine 180° Einweg - Einlassmagnetventil - Elbi - 180° 220-240/50-60/1 Mod. R 704 - 706
1	24 00 03	Valvola - 2 vie 180° Solenoid valve - 2 ways 180° Vanne - 2 bobines 180° Zweiweg - Einlassmagnetventil - 180° 220-240/50-60/1 Mod. R 497 - 499 - 501 - 505 - 509 - S 641
1	24 00 02	Valvola - 3 vie 180° Solenoid valve - 3 ways 180° Vanne - 3 bobines 180° Dreiweg - Einlassmagnetventil - 180° 220-240/50-60/1 Mod. R 503 - 507 - 511 - S 643
1	24 00 08	Valvola ottone piccola portata Brass solenoid valve - small capacity Vanne laiton - petite Kleines Einlassmagnetventil aus Messing 220-240/50-60/1 Mod. R 708
1	24 00 07	Valvola ottone grande portata Brass solenoid valve - big capacity Vanne laiton - grande Grosses Einlassmagnetventil aus Messing 220-240/50-60/1 Mod. S 870 fino matricola n° 64902 till serial no. 64902 au matricule n° 64902 bis Maschinen-Nr. 64902

OS.	CODICE CODE KODE	DESCRIZIONE - DESCRIPTION - BESCHREIBUNG
2	20 10 06	Bobina valvola Coil for solenoid valve Bobine pour vanne Spule für Einlassmagnetventil
2	20 10 08	Bobina valvola ottone piccola portata Coil for brass solenoid valve - small capacity Bobine vanne laiton petite Spule für kleines Einlassmagnetventil aus Messing
2	20 10 07	Bobina valvola ottone grande portata Coil for brass solenoid valve - big capacity Bobine vanne laiton grande Spule für grosses Einlassmagnetventil aus Messing
3	29 90 22	Membrana valvola ottone grande portata Membrane for brass solenoid valve - big capacity Membrane vanne laiton grande Membran für grosses Einlassmagnetventil aus Messing



**E3 wolk**

ACCESSORI LAVASTOVIGLIE  
 DISHWASHERS' ACCESSORIES  
 ACCESSOIRES LAVE VAISSELLE  
 GESCHIRRSPÜLMASCHINEN-ZUBEHÖR

113

10/87

**E3 wolk**

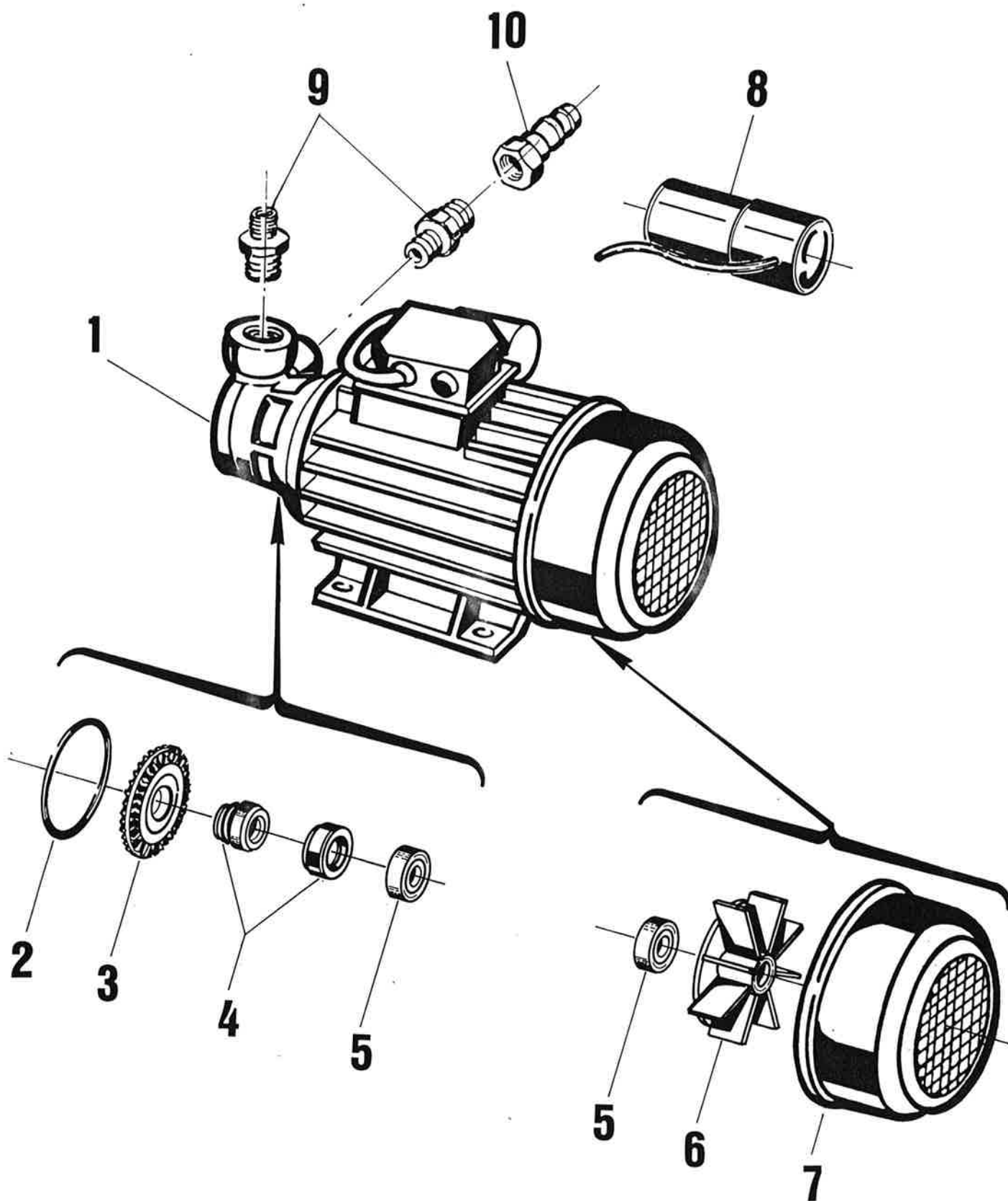
ACCESSORI LAVASTOVIGLIE  
 DISHWASHERS' ACCESSORIES  
 ACCESSOIRES LAVE VAISSELLE  
 GESCHIRRSPÜLMASCHINEN-ZUBEHÖR

114

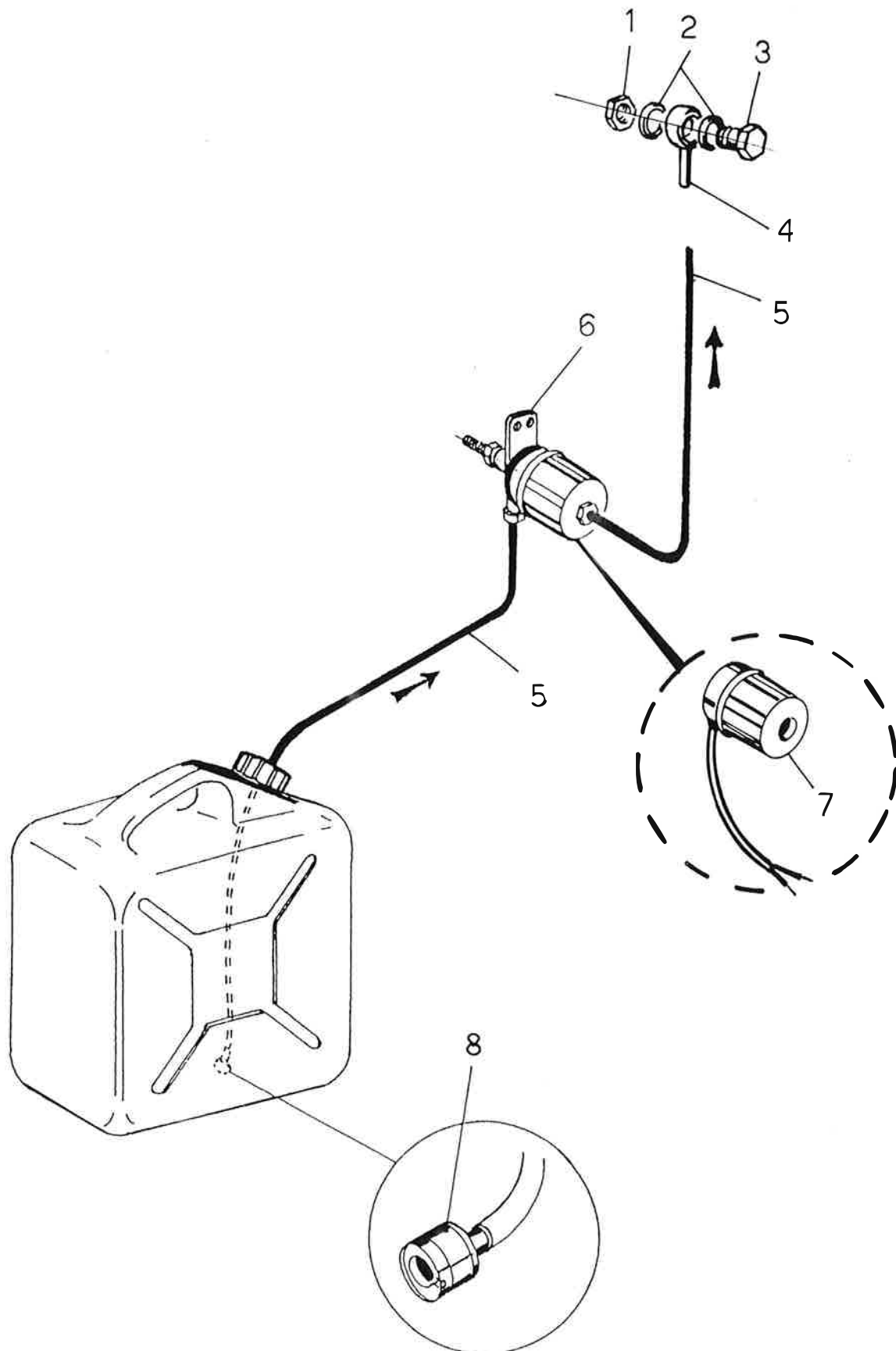
10/87

POS.	CODICE CODE KODE	DESCRIZIONE - DESCRIPTION - BESCHREIBUNG	POS.	CODICE CODE KODE	DESCRIZIONE - DESCRIPTION - BESCHREIBUNG
1	70 20 02	Anello cesto ø 33 Rack ring ø 33 Volant panier ø 33 Körbring ø 33 Mod. R 495	5	14 30 19 *	Tubo scarico ø 25 Drain pipe ø 25 Tuyau vidange ø 25 Ablaufschlauch ø 25 Mod. S 621 - 623 - 624 - 626 - 631 - 633 - 634 - 636 - 641 - 643 Mod. R 495 - 497 - 499 - 501 - 503 - 505 - 507 - 509 - 511
1	70 20 01	Anello cesto ø 38 Rack ring ø 38 Volant panier ø 38 Körbring ø 38 Mod. S 624 - 626 - 634 - 636 - R 651 - 654 - 655 - 815 - 835 Mod. R 497 - 499 - 501 - 503 - 505 - 507 - 509 - 511 - 704 - 706 - 708	5	14 30 20 *	Tubo scarico ø 38 Drain pipe ø 38 Tuyau vidange ø 38 Ablaufschlauch ø 38 Mod. S 651 - R 651 - 651/P - 653 - 654 - 655 - 810 - 815 - 830 - 835 - 850 - 870 - 950 Mod. R 704 - 706 - 708
2	46 10 03	Piedino cesto grigio Grey rack feet Pied panier gris Grauer Korbfuss Mod. S 621 - 623 - 631 - 633 - 641 - 643 - 651 - 651/P - 653 - 810 - 830 - 850 - 870	6	pag. 115	Pompa ausiliaria Rinse booster pump Pompe de rinçage Nachspülpumpe
3	14 30 16 *	Tubo carico con curva 3/4 gas Inlet pipe with bend 3/4 gas Tuyau alimentation avec courbe 3/4 gaz Zulaufschlauch mit Kurve 3/4 Gas Mod. S 621 - 623 - 624 - 626 - 631 - 633 - 634 - 636 - 641 - 643 - 651 - R 651 - 651/P - 653 - 654 - 655 - 810 - 815 - 830 - 835 Mod. R 495 - 497 - 499 - 501 - 503 - 505 - 507 - 509 - 511 - 704 - 706 - 708 -	7	46 80 26	Raccordo pompa ausiliaria Rinse booster pump connection Raccord pompe rinçage Nachspülpumpe-Anschluss
3	14 30 18 *	Tubo carico 19 x 26 Inlet pipe 19 x 26 Tuyau alimentation 19 x 26 Zulaufschlauch 19 x 26 Mod. S 850 - 870 - 950	8	14 30 21	Tubo flessibile pompa ausiliaria Rinse booster pump's flexible pipe Tuyau flexible pompe rinçage Nachspülpumpe-Schlauch
4	43 70 41	Guarnizione carico 3/4 gas Inlet gasket 3/4 gas Joint alimentation 3/4 gaz Zulaufdichtung 3/4 Gas			
5	14 30 17	Tubo scarico Mt. 1,5 ø 22 Drain pipe mt. 1,5 ø 22 Tuyau vidange mt. 1,5 ø 22 Ablaufschlauch Mt. 1,5 ø 22 Modelli con pompa scarico Models with drain pump Modèles avec tuyau vidange Modelle mit Laugenpumpe			





POS.	CODICE CODE KODE	DESCRIZIONE - DESCRIPTION - BESCHREIBUNG	
1	13 00 13	Pompa ausiliaria Dab K 30 HP 0,4 Rinse booster pump Dab K 30 HP 0,4 Pompe rincage Dab K 30 HP 0,4 Nachspülpumpe Dab K 30 HP 0,4	220/50/1 Per tutti i modelli For all the models Tous modeles Für alle Modelle
1	13 00 52	Pompa ausiliaria Dab K 30 HP 0,4 Rinse booster pump Dab K 30 HP 0,4 Pompe rincage Dab K 30 HP 0,4 Nachspülpumpe Dab K 30 HP 0,4	240/50/1 Per tutti i modelli For all the models Tous modeles Für alle Modelle
2	45 60 37	OR K 30 O-ring K 30 Joint thorique K 30 O-Ring Dichtung K 30	
3	12 40 15	Girante K 30 Impellor K 30 Turbine K 30 Pumpenflügel K 30	
4	14 10 02	Tenuta meccanica K 30 Seal K 30 Presse etoupe K 30 Gleitringdichtung K 30	
5	31 40 01	Cuscinetto K 30 Bearing K 30 Roulement K 30 Kugellager K 30	
6	33 50 07	Ventola K 30 Fan K 30 Turbine de refroidissement K 30 Flügel K 30	
7	31 30 08	Copriventola K 30 Fan protection K 30 Protection turbine K 30 Flügelschutz K 30	
8	20 60 01	Condensatore K 30 Condenser K 30 Condensateur K 30 Kondensator K 30	
9	46 80 26	Raccordo K 30 Connection K 30 Raccord K 30 Anschluss K 30	
10	45 30 02	Raccordo pompa ausiliaria Dab K 30 Rinse booster pump connection Dab K 30 Raccord pompe rincage Dab K 30 Nachspülpumpeanschluss Dab K 30	Mod. S 850 - 870 - 950



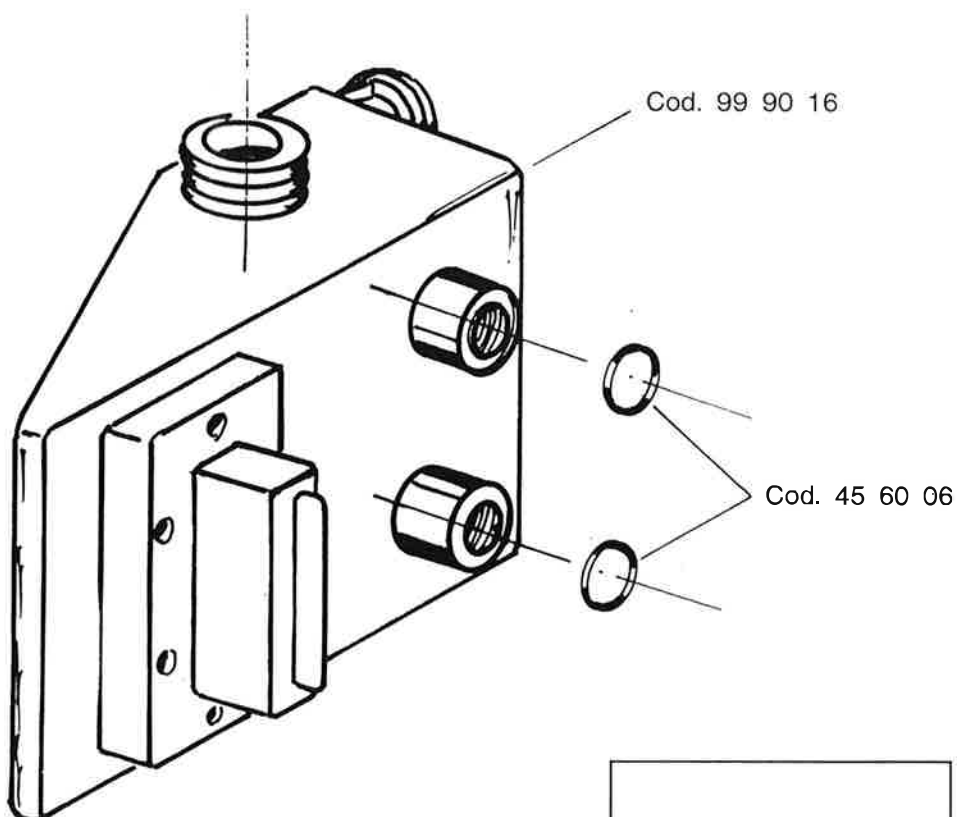
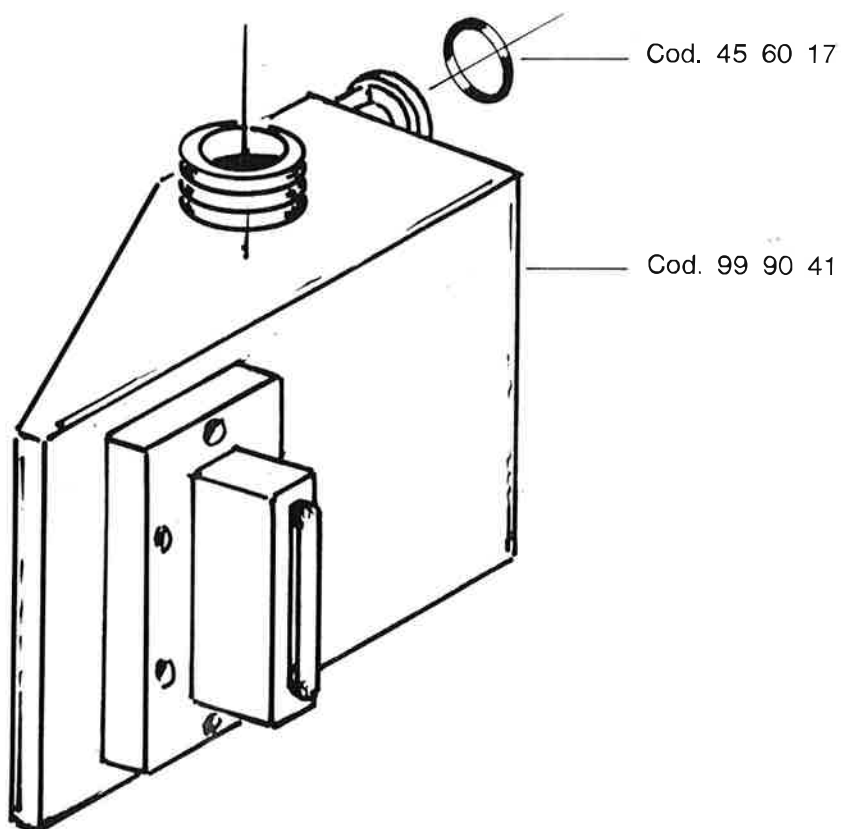


DOSATORE SAPONE  
LIQUID DETERGENT DISPENSER  
DOSEUR DU PRODUIT DE LAVAGE  
SPUELMITTEL-DOSIERGERAET

121

10/87

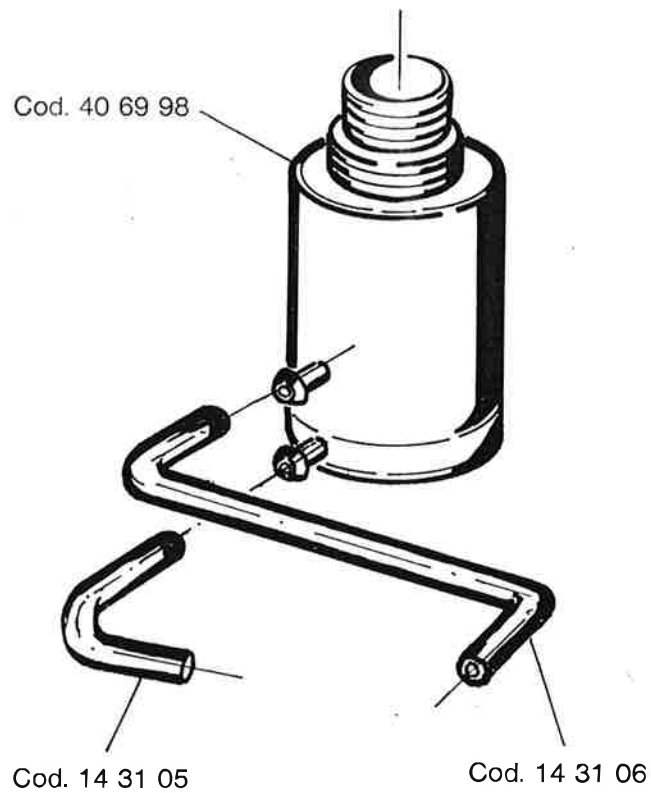
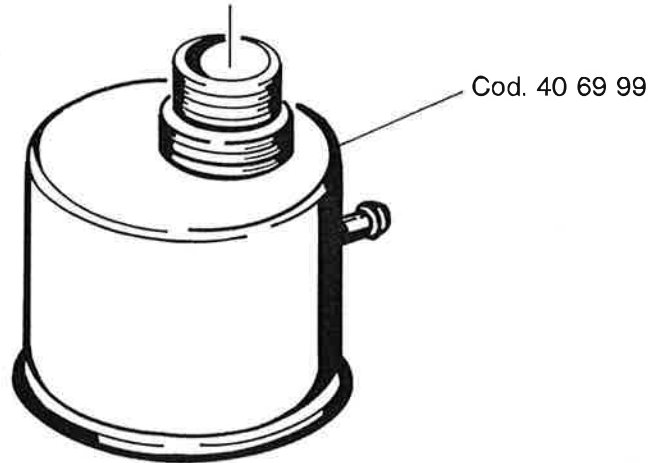
POS.	CODICE CODE KODE	POS.	CODICE CODE KODE	POS.	CODICE CODE KODE	POS.	CODICE CODE KODE
1	41 70 16						
2	43 70 07						
3	46 80 24						
4	46 80 23						
5	14 30 14						
6	98 70 12						
7	20 10 18						
8	98 60 02						



NUOVO  
NEW  
NOUVEAU  
NEU

DA MATRICOLA N° 68473  
DE MATRICULE NR. 68473  
FROM SERIAL NO. 68473  
AB MASCHINEN NR. 68473

**E3 wolk**



**NUOVO  
NEW  
NEU  
NOUVEAU**

DA MATRICOLA N° 92582  
FROM SERIAL NO. 92582  
AB MASCHINEN NR. 92582  
DU MATRICULE NO. 92582