



## **Tiefkühlschrank 1400 I, GN 2/1**

Artikel-Nr.

90622043 (7E140IBC5P001 / ENERGY 1400BT)

---

### **Explosionszeichnung / Ersatzteile**

---

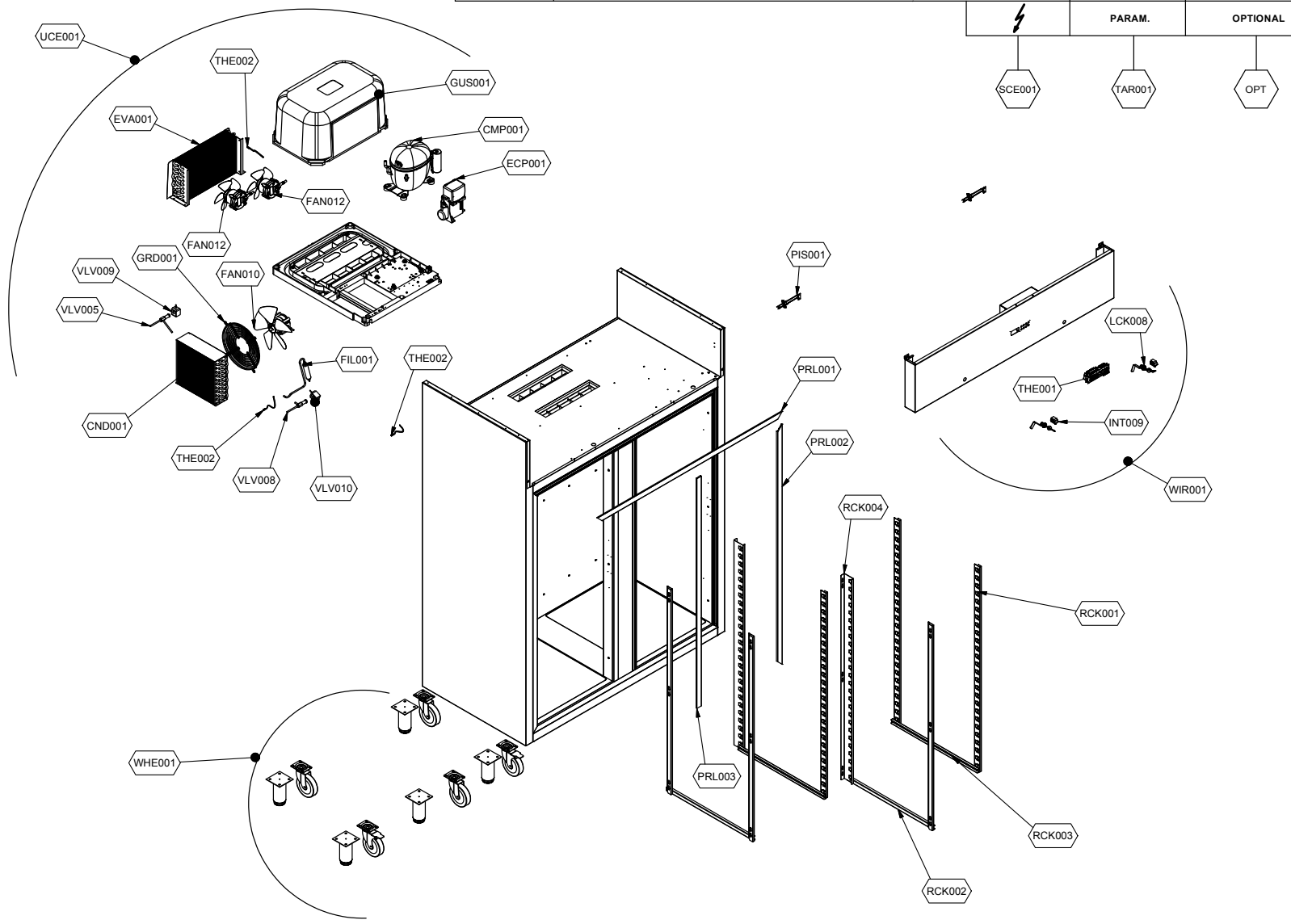
Bitte bei Ersatzteilbestellung immer Artikelnummer und  
Seriennummer mit angeben!

# **7E140IBC5P001-CABINET 1400 BT INC. ENERGY**

*Content filters: validity 11/09/2018*

*11/09/2018*

7E140IBC5P001 - 7E140IBC5P001-CABINET 1400 BT INC. ENERGY..... 3  
    7E140IBC5P001-OPT - EXPLODED VIEW OF OPTIONAL PARTS & FEATURES..... 6  
    SC720 - ELECTRICAL WIRING..... 8  
Components index..... 9



Purch.	Pos.	Code	Q.ty	Description	Spare parts after year	Notes
	CMP001	74865548	1	COMPRESSOR	4	
	CND001	74837368	1	CONDENSER	5	
	ECP001	74866998	1	COMPRESSOR ELECTRICAL PARTS	2	
	EVA001	74837352	1	EVAPORATOR	5	
	FAN010	73688645	1	KIT FAN	2	
	FAN012	73688648	1	KIT FAN	2	
	FIL001	74837314	1	FILTER	2	
	GRD001	74837386	1	FAN GRID		
	GUS001	74701641	1	WARM CABLE		
	INT009	78010438	1	MICROSWITCH	2	
	LCK008	73688080	1	LOCK		
	OPT	7E140IBC5P001- OPT	1	EXPLODED VIEW OF OPTIONAL PARTS & FEATURES		
	PIS001	74700180	1	PISTON	3	
	PRL001	72609642	1	MOBILE HORIZONTAL COVER		
	PRL002	72609626	1	MOBILE VERTICAL COVER		
	PRL003	72609662	1	MOBILE VERTICAL COVER		
	RCK001	74779100	1	UNIVERSAL RACK		
	RCK003	74703270	1	RIGHT RUNNER		
	RCK004	74779108	1	BACK RACK		
	SCE001	SC720	1	ELECTRICAL WIRING	1	
	TAR001	RIF.TAR.P04	1	CONTROLLER PRESETTING SERVICE	1	
	THE001	74700889	1	UNSETTED ELECTRONIC CONTROLLER	1	
	THE002	74700917	1	PROBE	1	
	UCE001	74861158	1	FULL CONDENSING UNIT		
	VLV005	74700342	1	ELECTROVALVE	4	
	VLV008	74700346	1	ELECTROVALVE	4	
	VLV009	74700340	1	ELECTROVALVE	4	
	VLV010	74700344	1	ELECTROVALVE	4	
	WHE001	74702570	1	CASTOR/FEET		

7E140IBC5P001-CABINET 1400 BT INC. ENERGY - Content filters: validity 11/09/2018

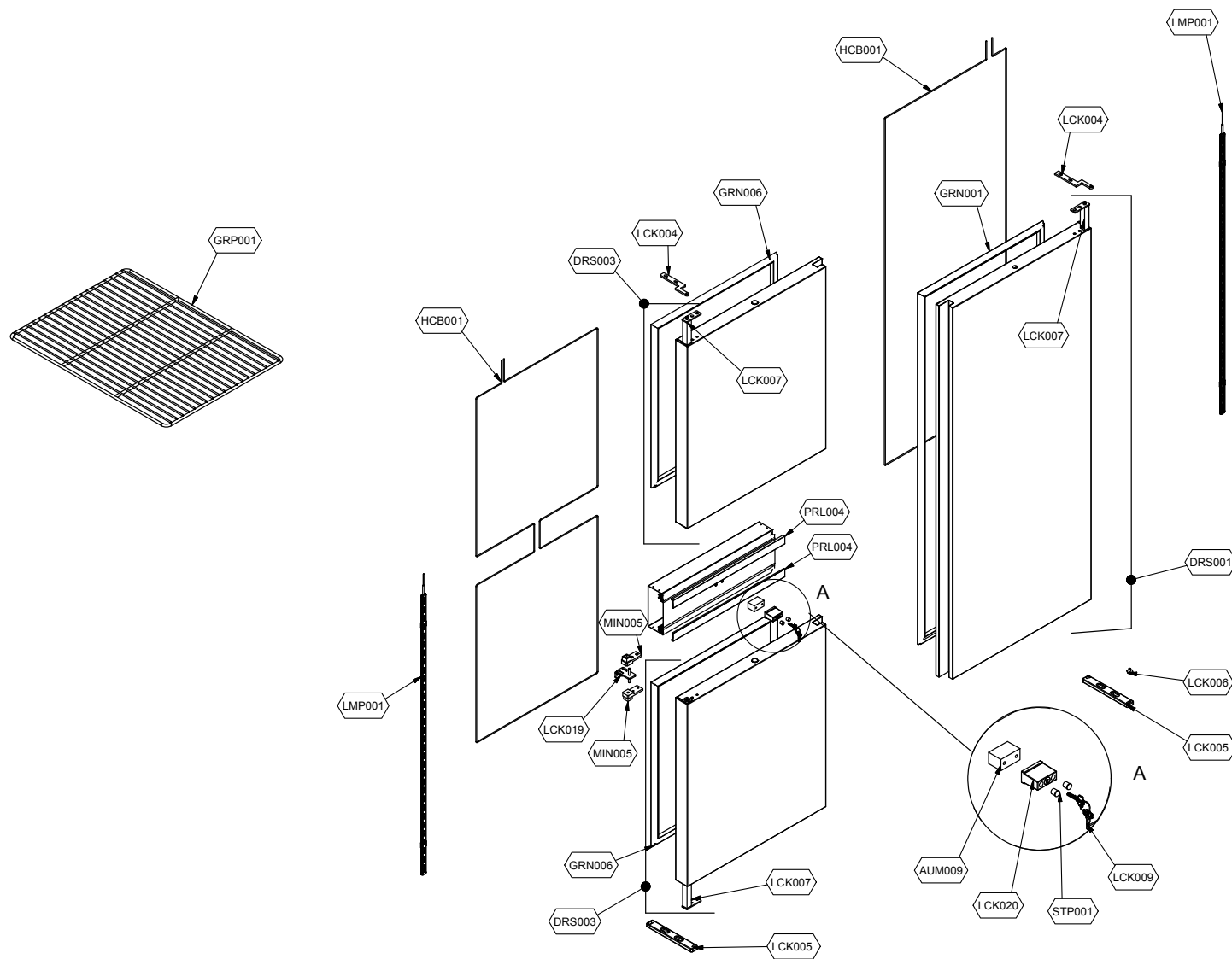
**7E140IBC5P001 - 7E140IBC5P001-CABINET 1400 BT INC. ENERGY**









Validity: from 19/06/2017

11/09/2018

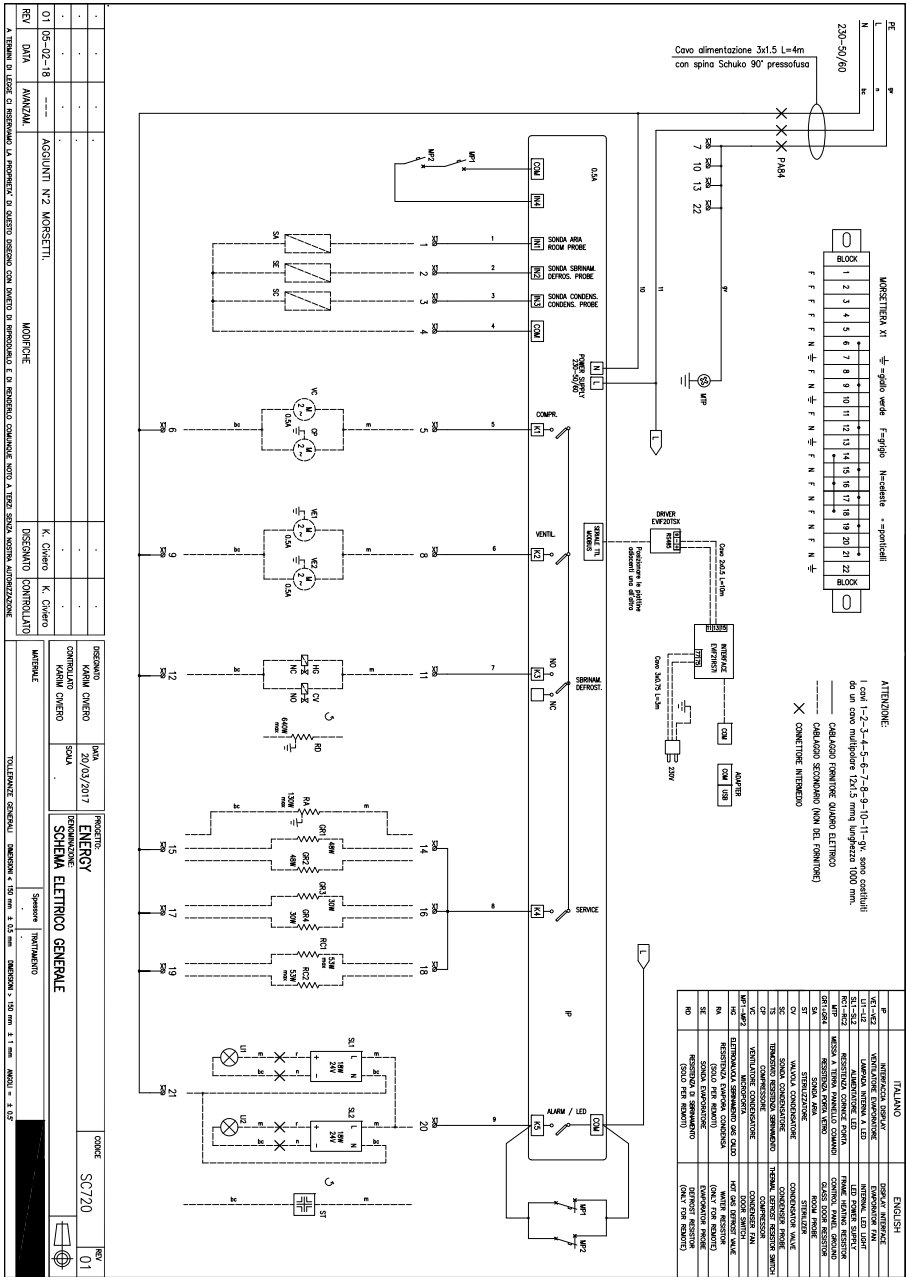
Page 4 / 9

Purch.	Pos.	Code	Q.ty	Description	Spare parts after year	Notes
	WIR001	73691882	1	ELECTRICAL PANEL		



Purch.	Pos.	Code	Q.ty	Description	Spare parts after year	Notes
	DRS001	73692250	1	DOOR		
	FAN009	73688648	1	KIT FAN	2	
	GRN001	74703384	1	GASKET	2	
	HCB001	73632294	1	WARM CABLE		
	LCK005	74708202	1	LOWER DOOR SUPPORT		
	LMP001	74755590	1	LED LIGHTING		
	THE003	74701161	1	LED POWER PACK	1	
	WHE001	74702570	1	CASTOR/FEET		





REV.	DATA	MANUALE	MODIFICHE	DISCANTO	CONTROLLO
01	05-02-18	---	AGGIUNTI N°2 MORSELETTI.	K. Chiaro	K. Chiaro

PROGETTO	DATA	PRODOTTO	REVISIONI
ENERGY	20/03/2017	ENERGY	
SCHEMA ELETTRICO GENERALE			

DISCANTO	DATA	PRODOTTO
CONTROLLO	20/03/2017	ENERGY
CONTROLLO		

REVISIONI	REVISIONI
SC720	01

Code	Parts Table	Pos.	Q.ty
72609626	7E140IBC5P001	PRL002	1
72609642	7E140IBC5P001	PRL001	1
72609662	7E140IBC5P001	PRL003	1
73632294	7E140IBC5P001- OPT	HCB001	1
73688080	7E140IBC5P001	LCK008	1
73688645	7E140IBC5P001	FAN010	1
73688648	7E140IBC5P001	FAN012	1
	7E140IBC5P001- OPT	FAN009	1
73691882	7E140IBC5P001	WIR001	1
73692250	7E140IBC5P001- OPT	DRS001	1
74700180	7E140IBC5P001	PIS001	1
74700340	7E140IBC5P001	VLV009	1
74700342	7E140IBC5P001	VLV005	1
74700344	7E140IBC5P001	VLV010	1
74700346	7E140IBC5P001	VLV008	1
74700889	7E140IBC5P001	THE001	1
74700917	7E140IBC5P001	THE002	1
74701161	7E140IBC5P001- OPT	THE003	1
74701641	7E140IBC5P001	GUS001	1
74702570	7E140IBC5P001	WHE001	1
	7E140IBC5P001- OPT	WHE001	1
74703270	7E140IBC5P001	RCK003	1
74703384	7E140IBC5P001- OPT	GRN001	1
74708202	7E140IBC5P001- OPT	LCK005	1
74755590	7E140IBC5P001- OPT	LMP001	1
74779100	7E140IBC5P001	RCK001	1

Code	Parts Table	Pos.	Q.ty
74779108	7E140IBC5P001	RCK004	1
74837314	7E140IBC5P001	FIL001	1
74837352	7E140IBC5P001	EVA001	1
74837368	7E140IBC5P001	CND001	1
74837386	7E140IBC5P001	GRD001	1
74861158	7E140IBC5P001	UCE001	1
74865548	7E140IBC5P001	CMP001	1
74866998	7E140IBC5P001	ECP001	1
78010438	7E140IBC5P001	INT009	1
RIF.TAR.P04	7E140IBC5P001	TAR001	1