

RACK CONVEYOR MACHINE

ELECTROMECHANICAL SWITCHES
ELECTRONICAL SWITCHES
LOWER AND UPPER WASHER

TYPE: 72

Accessories

STEAM CONDENSER - LC 91
CONVEYOR SPEED ADJUSTING - LC 101
DRYER - LC 90/2
DRYER - LC 90/900
ADDITIONAL BOILER FOR COLD WATER SUPPLY
DVGW VALVE SYSTEM
TANK INSULATION
DOUBLE SKIN
BOOSTER PUMP
DISPENSER SYSTEM SDN-3

Spare parts Manual



INFORMAZIONI GENERALI

Questo catalogo serve per richiedere con esattezza le parti di ricambio

Nelle ordinazioni indicare:

1) il numero dei codici dei particolari seguito dalla descrizione e la quantità desiderata;

2) Il codice alfa-numerico presente nella seconda colonna della tabella ;

I disegni delle parti di ricambio sono solo indicativi e non rappresentano il pezzo in oggetto.

I dati contenuti in questo catalogo sono indicativi e possono essere soggetti a modifiche senza impegno di preavviso.

ALLGEMEINE INFORMATIONEN

Dieser Ersatzteilkatalog dient zur genauen Angabe der Teile bei Ersatzteilbestellungen.

Bei Ersatzbestellung ist folgendes anzugeben:

1) Die Bestellnummer der Ersatzteile mit der entsprechenden Beschreibung genaue Menge;

2) Der alpha-numerischer Code auf der zweiten Reihe in dein Spcluld;

Die Zeichnungen der Ersatzteile sind nur als Hinweise gedacht und stellen nicht das betroffene Teil dar.

Bei den im Katalog angeführten Daten handelt es sich um Anhaltsdaten, die jederzeit, ohne Vorankündigung, geändert werden können.

GENERAL INFORMATION

The present spare parts order exactly the right spare parts

When ordering specify:

1) the part's code number followed by its description and quantity needed;

2) The alpha-numeric code is in the second column in the chart;

Spare parts drawings are general and do not represent the part.

The contents of this catalogue are general and can undergo changes without prior notice.

INFORMACIONES GENERALES

El presente catálogo sirve para pedir con exactitud las partes de repuesto

En los pedidos se debe indicar:

1) el número de código de la parte y a continuación la descripción cantidad deseada;

2) El código alfanumerico presente en la segnada columna de la tabla;

Los diseños de las partes de recambio son solo indicativos y no representan la pieza en cuestión.

Los datos contenidos en el presente catálogo son indicativos y pueden modificarse sin aviso previo.

INFORMATIONS GENERALES

Ce catalogue permet de commander correctement les pièces détachées

Les commandes doivent être passées en indiquant:

1) le numero de code des pièces détachées suivi de leur description quantité désirée;

2) le code alphanumérique dans la deuxième colonne du tableau;

Les plans des pièces détachées sont fournis seulement à titre indicatif et ne représentent pas la pièce concernée.

Les données de ce catalogue sont citées seulement à titre indicatif et peuvent être l'objet de modifications sans avis préalable.

ESEMPIO
EXAMPLE
EXEMPLE
BEISPIEL

Rif.	Codici
MODULE:Particolari	
10505	540903
10510	540908
10515	15065/A
10520	540086
10525	540028



Note

Tutte le informazioni riportate si intendono aggiornate alla data di stampa. Il Produttore si riserva il diritto di apportare qualsiasi modifica richiesta dallo sviluppo evolutivo dei suddetti prodotti.

Per la sicurezza, la garanzia, l'affidabilità ed il valore della lavastoviglie usa solo ricambi originali. **Per alcuni codici, sono richieste quantità minime d'ordine.**



Attenzione

Questo libretto è parte integrante della lavastoviglie e, in caso di passaggio di proprietà, deve essere consegnato al nuovo acquirente.



Remarque

Toutes les informations contenues dans ce manuel s'entendent mises à jour à la date d'impression. En raison du développement constant de ses produits, usine se réserve le droit d'apporter à tout instant les modifications qu'elle jugera utiles.

Pour la sécurité, la garantie, la fiabilité et la valeur de votre lavevaisselles n'utilisez que des pièces de rechange d'origine. **Pour quelque référence on demande un minimum de pièces par commande**



Attention

Ce manuel doit être considéré comme partie intégrante de la la lavevaisselles, en cas de transfert de propriété, doit toujours être remis au nouveau propriétaire.



Note

The information contained herein is valid at the time of going to print. The Company reserves the right to make any changes required by the future development of the above-mentioned products.

For your safety, as well as to preserve the warranty reliability and worth of your dishwashers, use original spare parts only. **For some codes a minimum quantity for order is required.**



Warning

This manual forms an integral part of the dishwashers and - if a transfer of title occurs - must always be handed over to the new owner.



Hinweis


Die Der Hersteller behält sich das Recht vor, jegliche, durch eine Weiterentwicklung der genannten Produkte bedingte Änderungen vornehmen zu können.

Verwenden Sie für Ihre Sicherheit, die Garantie, die Zuverlässigkeit und den Wert Ihrer machine originale Ersatzteile. **Für bestimmte Code nummer werden mindesten bestellungen verlangt.**




Achtung

Diese Betriebsanleitung ist Bestandteile des machine und muss bei seinem Weiterverkauf dem neuen Besitzer ausgehändigt werden.




Code DW 999XXXXXX **CL/Part**

Model DESCRIPTION 

S/N DW A 1015770 **Type**

400V 3N 50HZ 8A
3500W 500W



16A


IPX3

200-500 kPa

Pressione Dinamica alimentazione idrica
Pression dynamique arrivèe d'eau
Dynamic pressure water supply
Dynamischer Druck asserreinlauf


Pressione dinamica vapore saturo
Pression dynamique vapore satueèe
Dymanischer Druck gesattigter Dampf
Pression Dinamica Vapor Saturado


TECHICAL SPECIFICATION

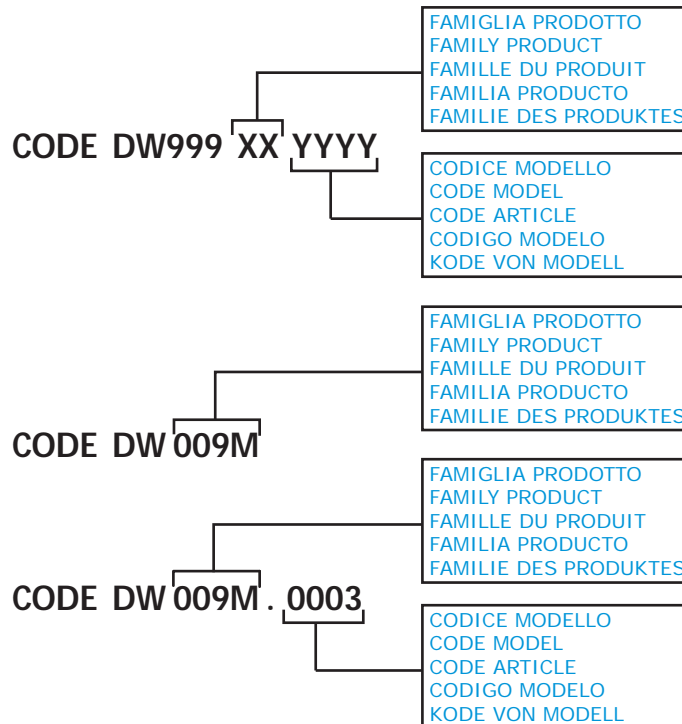


MADE IN ITALY

Temperatura massima acqua in ingresso 60°C
Temperature max eau a l'entre
Maximale Temperatur Wasseranschlu
Maximum Water temperature in-feeding

Model 

S/N 



1. Spare parts

Control Panel.....	11
Control Panel ELECTRONIC	13
Electronic control HACCP	15
Electric parts.....	17
General parts	21
Economizer components	23
Curtains group components	25
Heat recovery TR98 - part 1.....	27
Heat recovery TR98 - part 2.....	29
Heat recovery TR98 - part 3.....	31
Dryer LC90 - LC90/2 (6 - 12kW) - part 1...33	
Dryer LC90/2 - LC90/900 (12kW) - part 2...35	
Dryer LC90 - LC90/2 (6 - 12kW) - electric components...37	
Dryer BC90/900 - K12M/B (12kW)39	
Dryer BC90/900 - K12M/B (12kW)41	
Dryer BC90/900 - K12M/B (12kW)43	

Steam condenser LC91 - part 1.....	45
Steam condenser LC91 - part 2.....	47
Steam condenser - part 3	49
Additional boiler components	51
Additional boiler: electrical components..	53
DVGW valve	55
Motorgear components module 1300 .	57
Prewashing components	59
Prewashing components	61
Washing components	63
Washing components	65
Internal components washing module 1300...	67
Rinsing components	71
Boiler components	73
Solenoid valves components: tank loading + rinsing..	75
Solenoid valves components: tank loading + rinsing + steam condenser	77
Conveyor parts	79
Tank insulation.....	81
Double skin	83

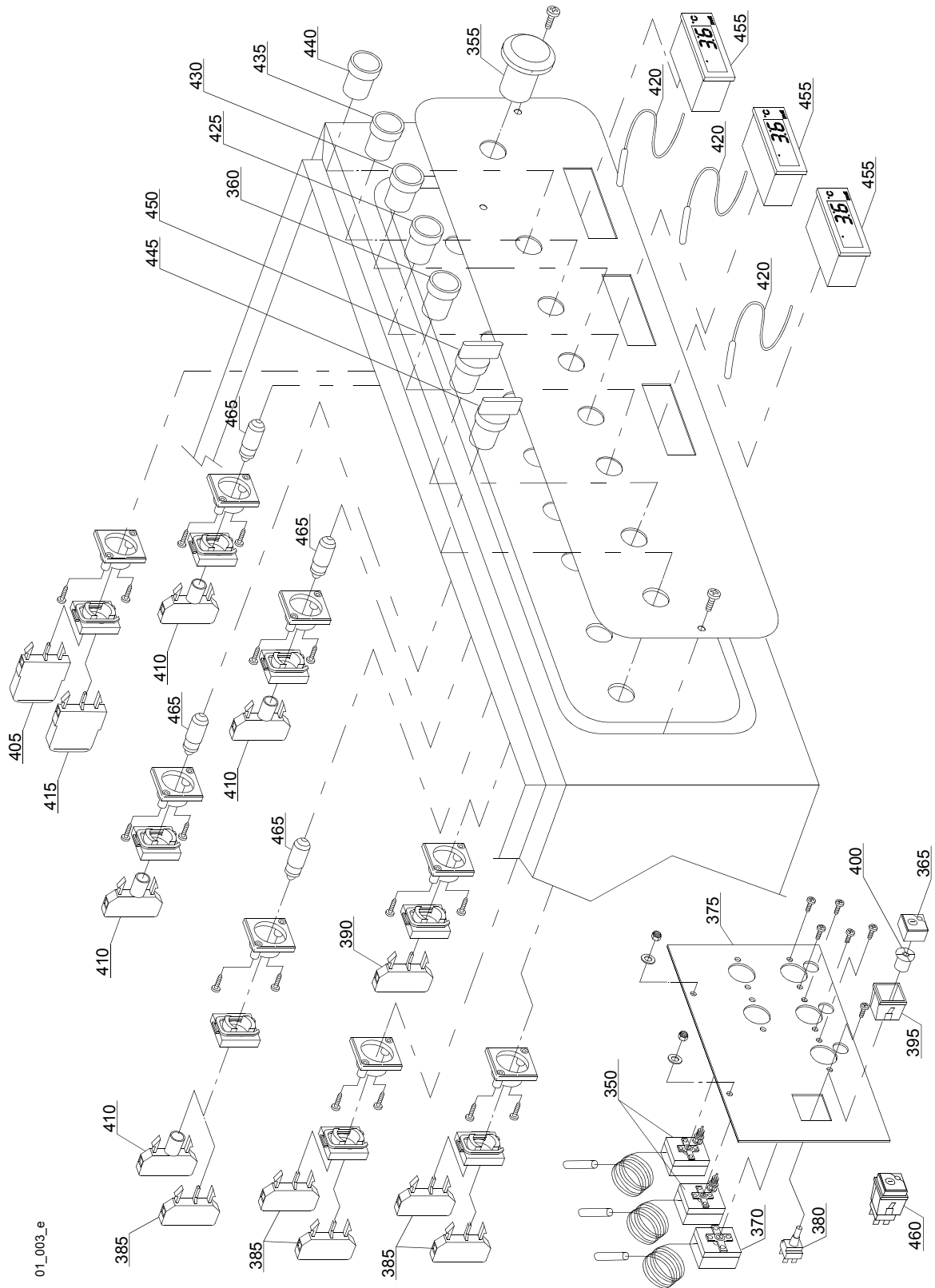
Booster pump.....	85
Dispensers SDN-3	87
Accessory.....	89
Centralized drainage components	91

1.1 Voltage codes

Volt	Voltage code
A	3/N/PE~380-400V 50-60Hz
D	3/PE~200-210V 50-60Hz
F	2/PE~220-240V 50-60Hz
G	3/N/PE~415V 50-60Hz
H	3/PE~220-230V 50-60Hz
K	3/PE~380-400V 50-60Hz
L	3/PE~415V 50-60Hz
M	3/PE~440V 60Hz
P	1/N/PE~220-230V 50-60Hz
R	2/PE~220-240V 50-60Hz
U	1/N/PE~240V 50-60Hz
V	3/PE~240V 50-60Hz
W	1/N/PE~100-110V 50-60Hz

1.2 Product codes

Product code	Full name
Model codes	
em	ELECTROMECHANICAL SWITCHES
e	ELECTRONICAL SWITCHES
uw	LOWER AND UPPER WASHER
Type codes	
72	72
Accessory codes	
sc9	STEAM CONDENSER - LC 91
csa	CONVEYOR SPEED ADJUSTING - LC 101
d92	DRYER - LC 90/2
d929	DRYER - LC 90/900
cw	ADDITIONAL BOILER FOR COLD WATER SUPPLY
dvgw	DVGW VALVE SYSTEM
ti	TANK INSULATION
ds	DOUBLE SKIN
bp	BOOSTER PUMP
sdn3	DISPENSER SYSTEM SDN-3



01_003_e

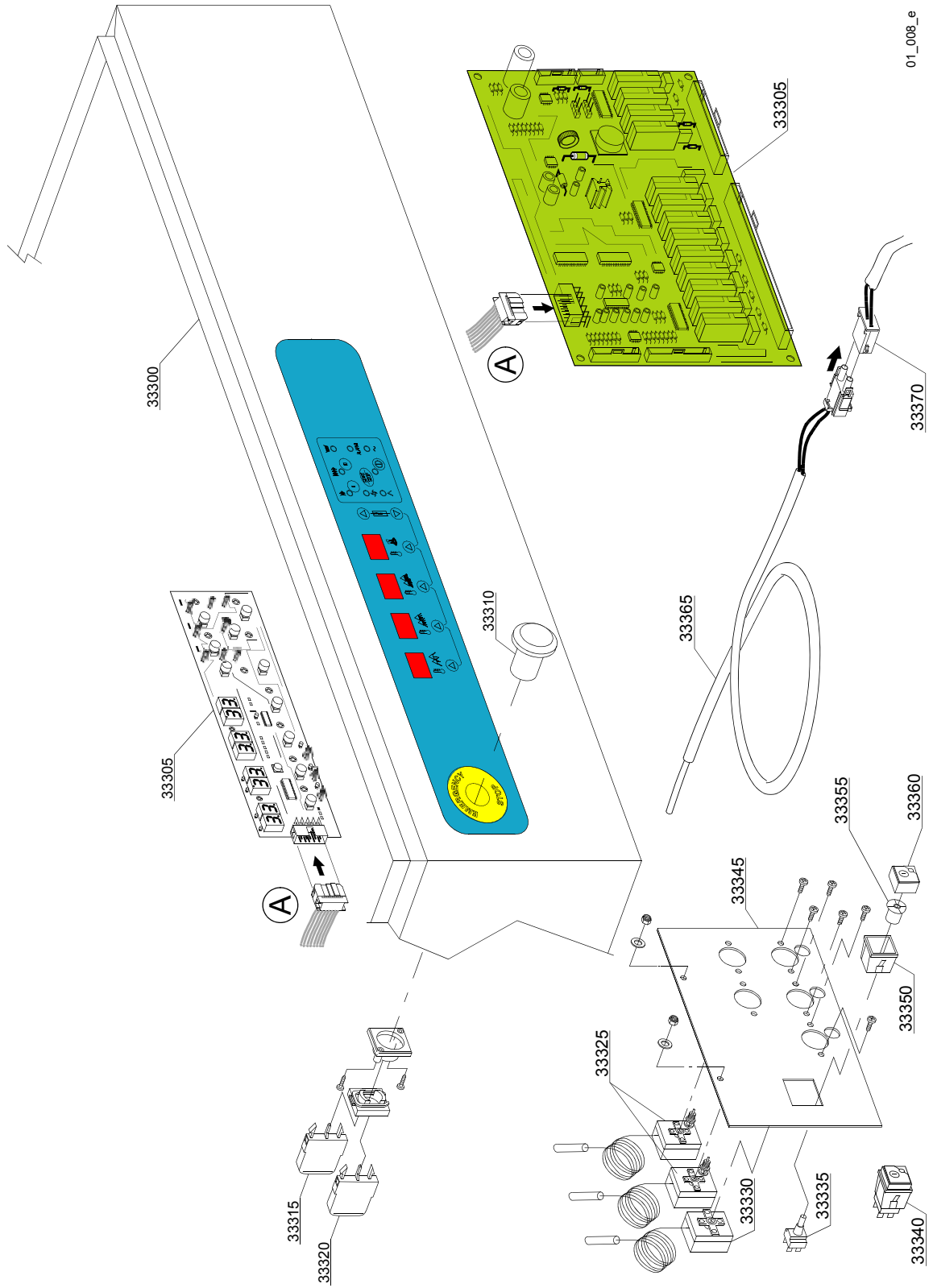
Spare parts

ID	P-code	SN from	SN to	Mod.	Acces.	Volt	Description
Module:Control Panel							
350	2000430		-	em,e,uw			Safety thermostat
355	3002050		-	em,e,uw			Emergency button
360	3002055		-	em,e,uw			Button red
365	15874		-	em,e,uw			Green main switch
370	10707/1		-	em,e,uw			Thermostat 0 - 90° (TB2)
375	3009114		-	em,e,uw			Assembly plate
380	15812		-	em,e,uw			Starter electric component
385	3002054		-	em,e,uw			Green contact piece (NO)
390	3002056		-	em,e,uw			Red contact piece (NC)
395	15815		-	em,e,uw			Support square single
400	15824		-	em,e,uw			Green-orange cam
405	3002051		-	em,e,uw			2NO contact (green)
410	2000234		-	em,e,uw			Lamp holder
415	3002052		-	em,e,uw			2NC contact (red)
420	3006121		-	em,e,uw			Digital thermostat probe
425	2000284		-	em,e,uw			Switch start green
430	2000230		-	em,e,uw			Yellow pillow lamp
435	2000231		-	em,e,uw			Red pillow lamp
440	2000232		-	em,e,uw			Green pillow lamp
445	2000310		-	em,e,uw			Selector ON / OFF
450	2000311		-	em,e,uw			Speed Selector 1-2
455	3006120		-	em,e,uw			Digital thermostat
460	15849		-	em,e,uw			Switch assembly
465	3002068		-	em,e,uw			Lamp

em=ELECTROMECHANICAL SWITCHES, e=ELECTRONICAL SWITCHES, uw=LOWER AND UPPER WASHER
72=72

sc9=STEAM CONDENSER - LC 91, csa=CONVEYOR SPEED ADJUSTING - LC 101, d92=DRYER - LC 90/2,
d929=DRYER - LC 90/900, cw=ADDITIONAL BOILER FOR COLD WATER SUPPLY, dvgw=DVGW VALVE SYSTEM,
ti=TANK INSULATION, ds=DOUBLE SKIN, bp=BOOSTER PUMP, sdn3=DISPENSER SYSTEM SDN-3

A=3/N/PE~380-400V 50-60Hz, D=3/PE~200-210V 50-60Hz, F=2/PE~220-240V 50-60Hz, G=3/N/PE~415V 50-60Hz,
H=3/PE~220-230V 50-60Hz, K=3/PE~380-400V 50-60Hz, L=3/PE~415V 50-60Hz, M=3/PE~440V 60Hz, P=1/N/PE~220-
230V 50-60Hz, R=2/PE~220-240V 50-60Hz, U=1/N/PE~240V 50-60Hz, V=3/PE~240V 50-60Hz, W=1/N/PE~100-110V
50-60Hz



01_008_e

Spare parts

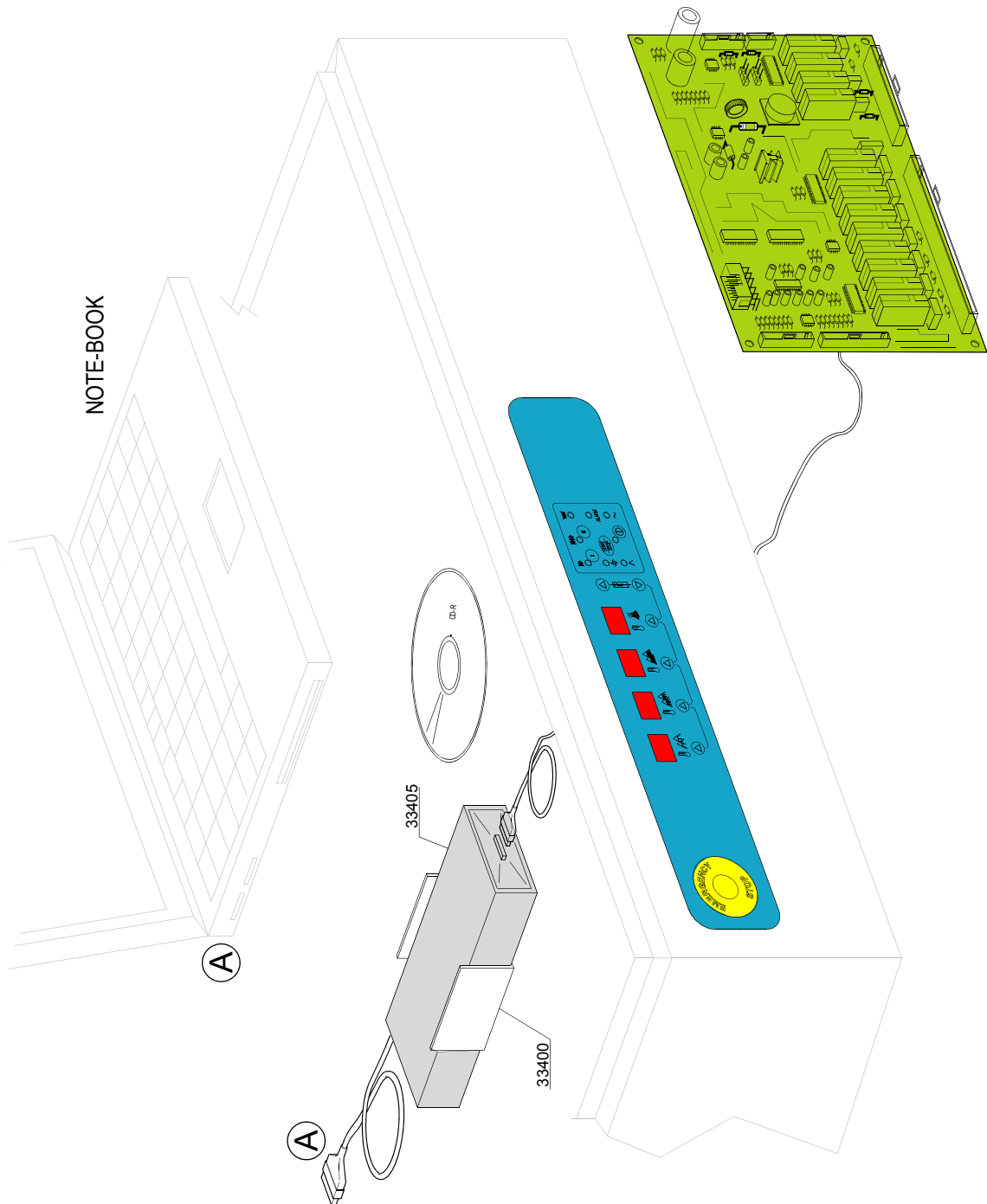
ID	P-code	SN from	SN to	Mod.	Acces.	Volt	Description
Module:Control Panel ELECTRONIC							
33300	3009672		-	em,e,uw			Comand parts pannel
33305	3006164		-	em,e,uw			Main board+Touche sensitive
33310	3002050		-	em,e,uw			Emergency button
33315	3002051		-	em,e,uw			2NO contact (green)
33320	3002052		-	em,e,uw			2NC contact (red)
33325	2000430		-	em,e,uw			Safety thermostat
33330	10707/1		-	em,e,uw			Thermostat 0 - 90° (TB2)
33335	15812		-	em,e,uw			Starter electric component
33340	15849		-	em,e,uw			Switch assembly (PM2)
33345	3009114		-	em,e,uw			Assembly plate
33350	15815		-	em,e,uw			Support square single
33355	15824		-	em,e,uw			Green-orange cam
33360	15874		-	em,e,uw			Green main switch
33365	3006165		-	em,e,uw			Termostat probe
33370	3006170		-	em,e,uw			Extend probe thermostat

em=ELECTROMECHANICAL SWITCHES, e=ELECTRONICAL SWITCHES, uw=LOWER AND UPPER WASHER
72=72

sc9=STEAM CONDENSER - LC 91, csa=CONVEYOR SPEED ADJUSTING - LC 101, d92=DRYER - LC 90/2,
d929=DRYER - LC 90/900, cw=ADDITIONAL BOILER FOR COLD WATER SUPPLY, dvgw=DVGW VALVE SYSTEM,
ti=TANK INSULATION, ds=DOUBLE SKIN, bp=BOOSTER PUMP, sdn3=DISPENSER SYSTEM SDN-3

A=3/N/PE~380-400V 50-60Hz, D=3/PE~200-210V 50-60Hz, F=2/PE~220-240V 50-60Hz, G=3/N/PE~415V 50-60Hz,
H=3/PE~220-230V 50-60Hz, K=3/PE~380-400V 50-60Hz, L=3/PE~415V 50-60Hz, M=3/PE~440V 60Hz, P=1/N/PE~220-
230V 50-60Hz, R=2/PE~220-240V 50-60Hz, U=1/N/PE~240V 50-60Hz, V=3/PE~240V 50-60Hz, W=1/N/PE~100-110V
50-60Hz

01_009_e



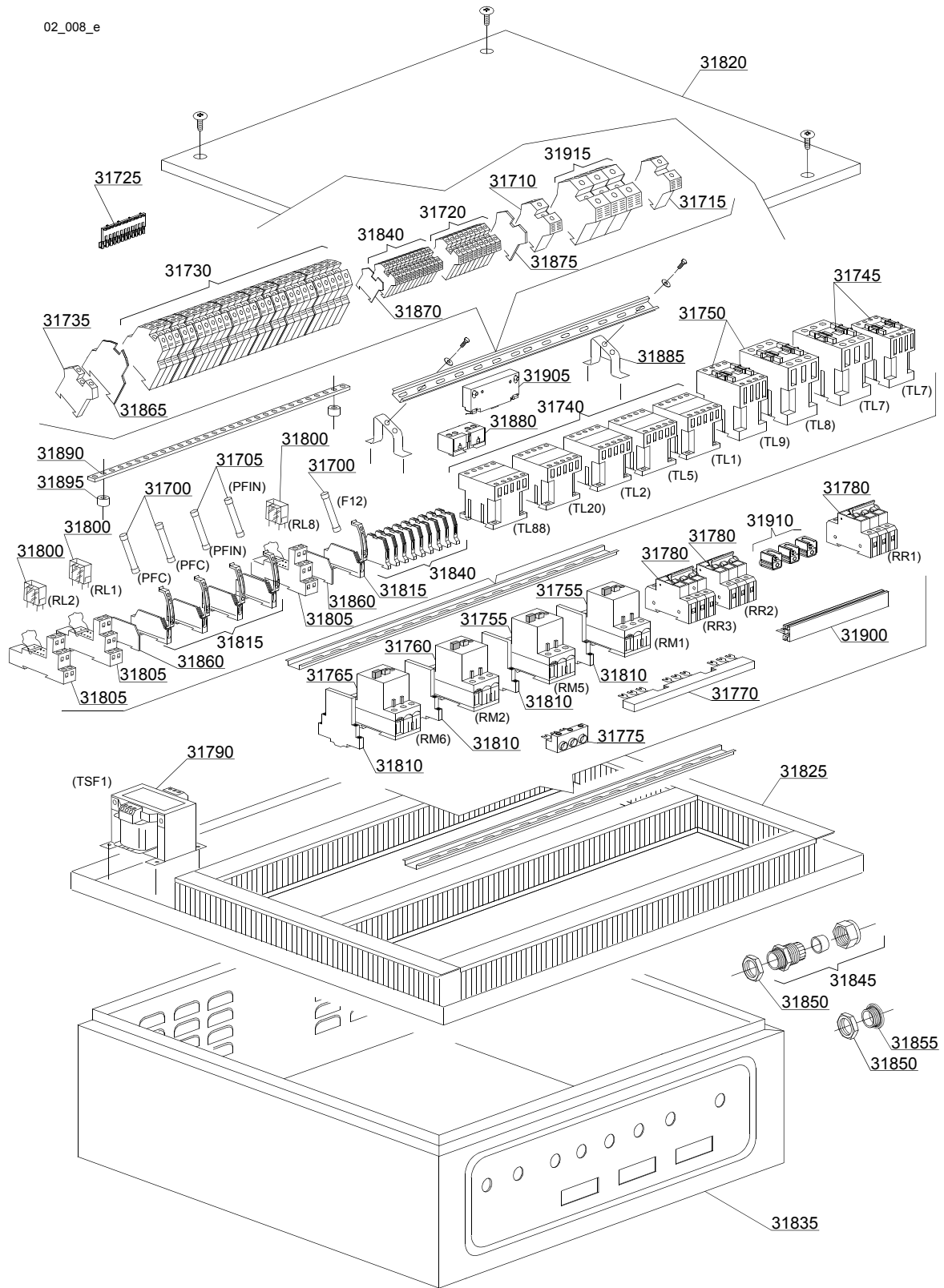
Spare parts

ID	P-code	SN from	SN to	Mod.	Acces.	Volt	Description
Module:Electronic control HACCP							
33400	3060200		-	em,e,uw			Support DATA-LOGGER
33405	999910217		-	em,e,uw			Kit remote control HACCP

em=ELECTROMECHANICAL SWITCHES, e=ELECTRONICAL SWITCHES, uw=LOWER AND UPPER WASHER
72=72

sc9=STEAM CONDENSER - LC 91, csa=CONVEYOR SPEED ADJUSTING - LC 101, d92=DRYER - LC 90/2,
d929=DRYER - LC 90/900, cw=ADDITIONAL BOILER FOR COLD WATER SUPPLY, dvgw=DVGW VALVE SYSTEM,
ti=TANK INSULATION, ds=DOUBLE SKIN, bp=BOOSTER PUMP, sdn3=DISPENSER SYSTEM SDN-3

A=3/N/PE~380-400V 50-60Hz, D=3/PE~200-210V 50-60Hz, F=2/PE~220-240V 50-60Hz, G=3/N/PE~415V 50-60Hz,
H=3/PE~220-230V 50-60Hz, K=3/PE~380-400V 50-60Hz, L=3/PE~415V 50-60Hz, M=3/PE~440V 60Hz, P=1/N/PE~220-
230V 50-60Hz, R=2/PE~220-240V 50-60Hz, U=1/N/PE~240V 50-60Hz, V=3/PE~240V 50-60Hz, W=1/N/PE~100-110V
50-60Hz



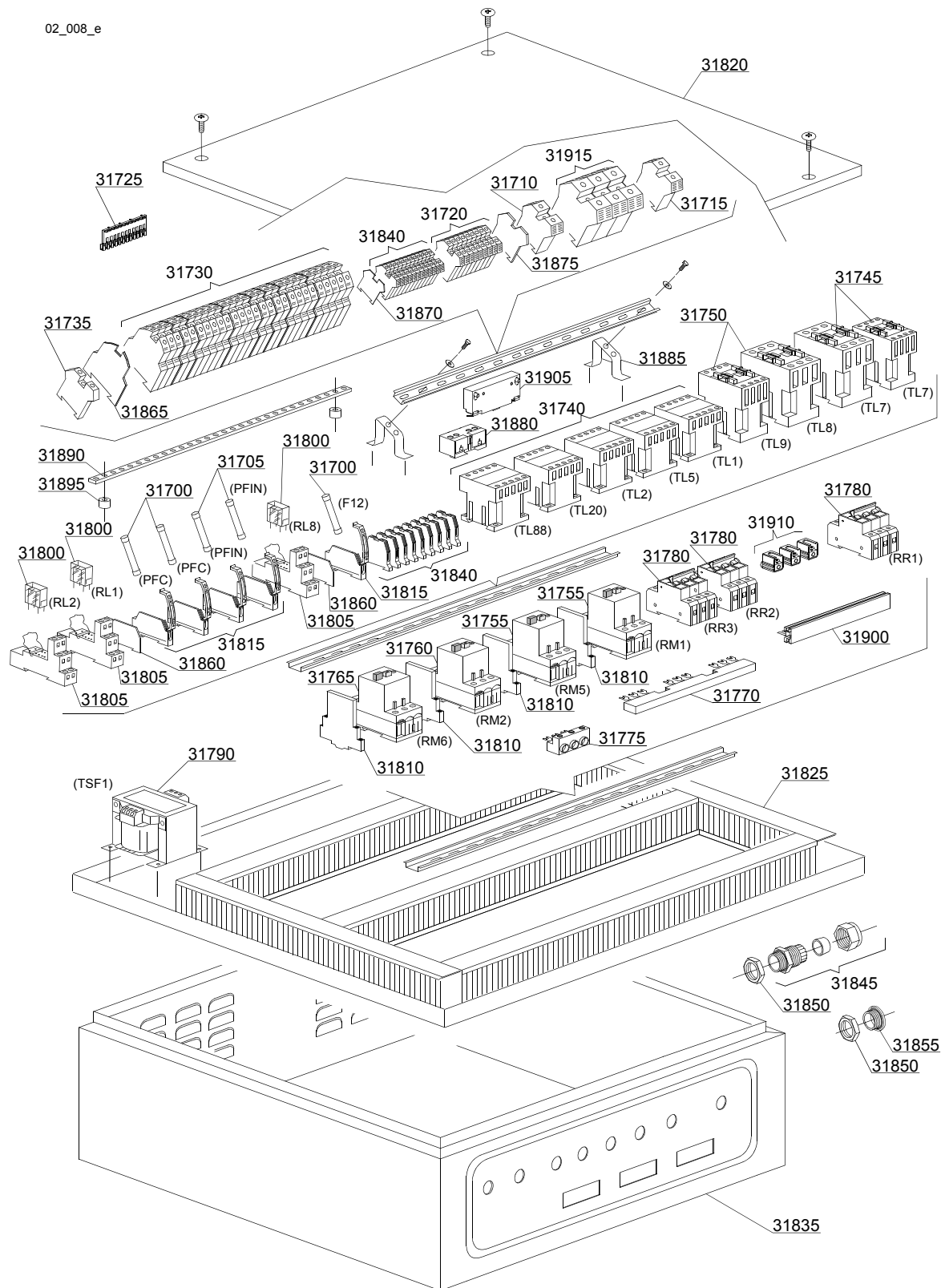
Spare parts

ID	P-code	SN from	SN to	Mod.	Acces.	Volt	Description
Module:Electric parts							
31700	15160		-	em,e,uw		A	Fuse 5x20 10A
31705	15163		-	em,e,uw		A	Fuse 5x20 1A
31710	3006090		-	em,e,uw		A	Clamp 35 mm ²
31715	3006091		-	em,e,uw		A	Earth clamp 35 mm ²
31720	10300403		-	em,e,uw		A	Clamp 6 mm ²
31725	3006066		-	em,e,uw		A	Contactor
31730	3006072		-	em,e,uw		A	Double clamp 4 mm ²
31735	3006093		-	em,e,uw		A	DIN guide backstop
31740	2000370		-	em,e,uw		A	Contactor MC9
31745	2000380		-	em,e,uw		A	Contactor BF12 (heating element < 9 kW)
31745	2000385		-	em,e,uw		A	Contactor BF20 (heating element > 9 kW)
31750	2000385		-	em,e,uw		A	Contactor BF20
31755	2000390		-	em,e,uw		A	Motorprotector 1 - 1.6A
31760	2000400		-	em,e,uw		A	Motorprotector 4-6,3A
31765	2000394		-	em,e,uw		A	Motorprotector 2,5-4A
31770	3006085		-	em,e,uw		A	2 position electrical contactor LMS25
31770	3006086		-	em,e,uw		A	3 position electrical contactor LMS25
31770	3006100		-	em,e,uw		A	4 position electrical contactor LMS25
31770	3006101		-	em,e,uw		A	5 position electrical contactor LMS25
31775	3006087		-	em,e,uw		A	Electrical connection
31780	2000403		-	em,e,uw		A	Automatic fuse C20 (heating element < 9kW)
31780	2000404		-	em,e,uw		A	Automatic fuse C25 (heating element > 9kW)
31790	3006061		-	em,e,uw		A	Transformer 200VA
31800	3006078		-	em,e,uw		A	Relay
31805	3006079		-	em,e,uw		A	Base for relay
31810	3006080		-	em,e,uw		A	Auxiliary contact LMS25
31815	3006147		-	em,e,uw		A	Fuse holder
31820	3009652		-	em,e,uw		A	Control panel cover

em=ELECTROMECHANICAL SWITCHES, e=ELECTRONICAL SWITCHES, uw=LOWER AND UPPER WASHER
72=72

sc9=STEAM CONDENSER - LC 91, csa=CONVEYOR SPEED ADJUSTING - LC 101, d92=DRYER - LC 90/2,
d929=DRYER - LC 90/900, cw=ADDITIONAL BOILER FOR COLD WATER SUPPLY, dvgw=DVGW VALVE SYSTEM,
ti=TANK INSULATION, ds=DOUBLE SKIN, bp=BOOSTER PUMP, sdn3=DISPENSER SYSTEM SDN-3

A=3/N/PE~380-400V 50-60Hz, D=3/PE~200-210V 50-60Hz, F=2/PE~220-240V 50-60Hz, G=3/N/PE~415V 50-60Hz,
H=3/PE~220-230V 50-60Hz, K=3/PE~380-400V 50-60Hz, L=3/PE~415V 50-60Hz, M=3/PE~440V 60Hz, P=1/N/PE~220-
230V 50-60Hz, R=2/PE~220-240V 50-60Hz, U=1/N/PE~240V 50-60Hz, V=3/PE~240V 50-60Hz, W=1/N/PE~100-110V
50-60Hz



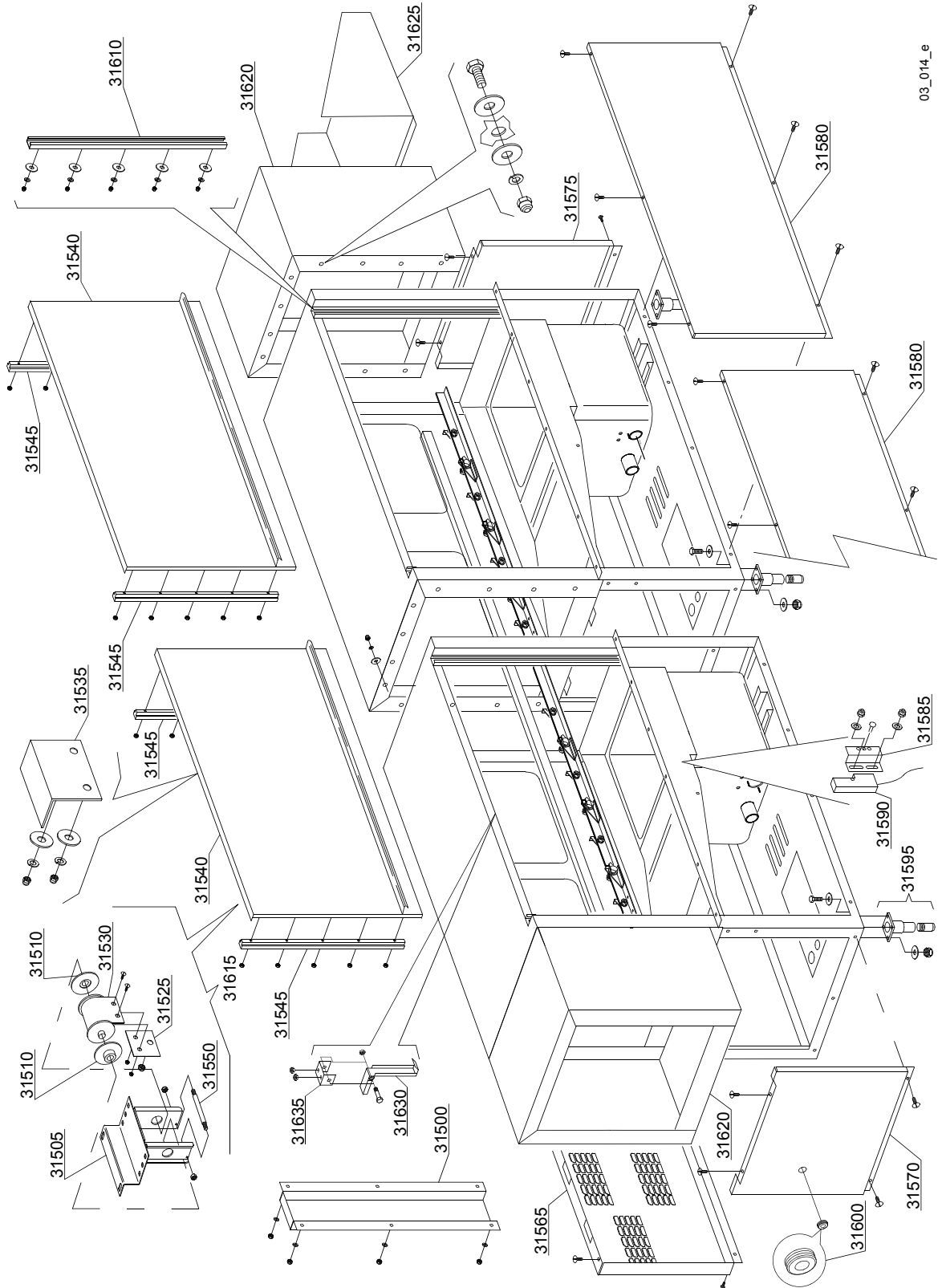
Spare parts

ID	P-code	SN from	SN to	Mod.	Acces.	Volt	Description
Module:Electric parts							
31825	3009146		-	em,e,uw		A	Electric parts pannel
31835	3009654		-	em,e,uw		A	Control panel case
31840	3006092		-	em,e,uw		A	Clamp 4mm ²
31845	80419		-	em,e,uw		A	Cable-fastener PG29
31850	80420		-	em,e,uw		A	Lock nut
31855	80421		-	em,e,uw		A	Plug PG29
31860	3006144		-	em,e,uw		A	Fuse holder covering plate
31865	3006071		-	em,e,uw		A	Double clamp covering plate 4mm ²
31870	3006083		-	em,e,uw		A	Clamp covering plate 4mm ²
31875	3006084		-	em,e,uw		A	Clamp covering plate 35mm ²
31880	3006068		-	em,e,uw		A	MC9 auxiliary contact 1NO-1NC
31880	3002057		-	em,e,uw		A	MC9 auxiliary contact 2NO
31880	3002052		-	em,e,uw		A	MC9 auxiliary contact 2NC
31885	3006067		-	em,e,uw		A	DIN guide support
31890	3006161		-	em,e,uw		A	Electrical bonding bar
31895	3006162		-	em,e,uw		A	Insulators
31900	3006163		-	em,e,uw		A	Connection bar
31905	3006153		-	em,e,uw		A	Mechanical lock safety
31910	3006160		-	em,e,uw		A	Feed clamp 35mm ²
31915	3006090		-	em,e,uw		A	Clamp 35mm ² (Imax<90A)
31915	3006108		-	em,e,uw		A	Clamp 70mm ² (Imax>90A)

em=ELECTROMECHANICAL SWITCHES, e=ELECTRONICAL SWITCHES, uw=LOWER AND UPPER WASHER
72=72

sc9=STEAM CONDENSER - LC 91, csa=CONVEYOR SPEED ADJUSTING - LC 101, d92=DRYER - LC 90/2,
d929=DRYER - LC 90/900, cw=ADDITIONAL BOILER FOR COLD WATER SUPPLY, dvgw=DVGW VALVE SYSTEM,
ti=TANK INSULATION, ds=DOUBLE SKIN, bp=BOOSTER PUMP, sdn3=DISPENSER SYSTEM SDN-3

A=3/N/PE~380-400V 50-60Hz, D=3/PE~200-210V 50-60Hz, F=2/PE~220-240V 50-60Hz, G=3/N/PE~415V 50-60Hz,
H=3/PE~220-230V 50-60Hz, K=3/PE~380-400V 50-60Hz, L=3/PE~415V 50-60Hz, M=3/PE~440V 60Hz, P=1/N/PE~220-
230V 50-60Hz, R=2/PE~220-240V 50-60Hz, U=1/N/PE~240V 50-60Hz, V=3/PE~240V 50-60Hz, W=1/N/PE~100-110V
50-60Hz



03_014_e

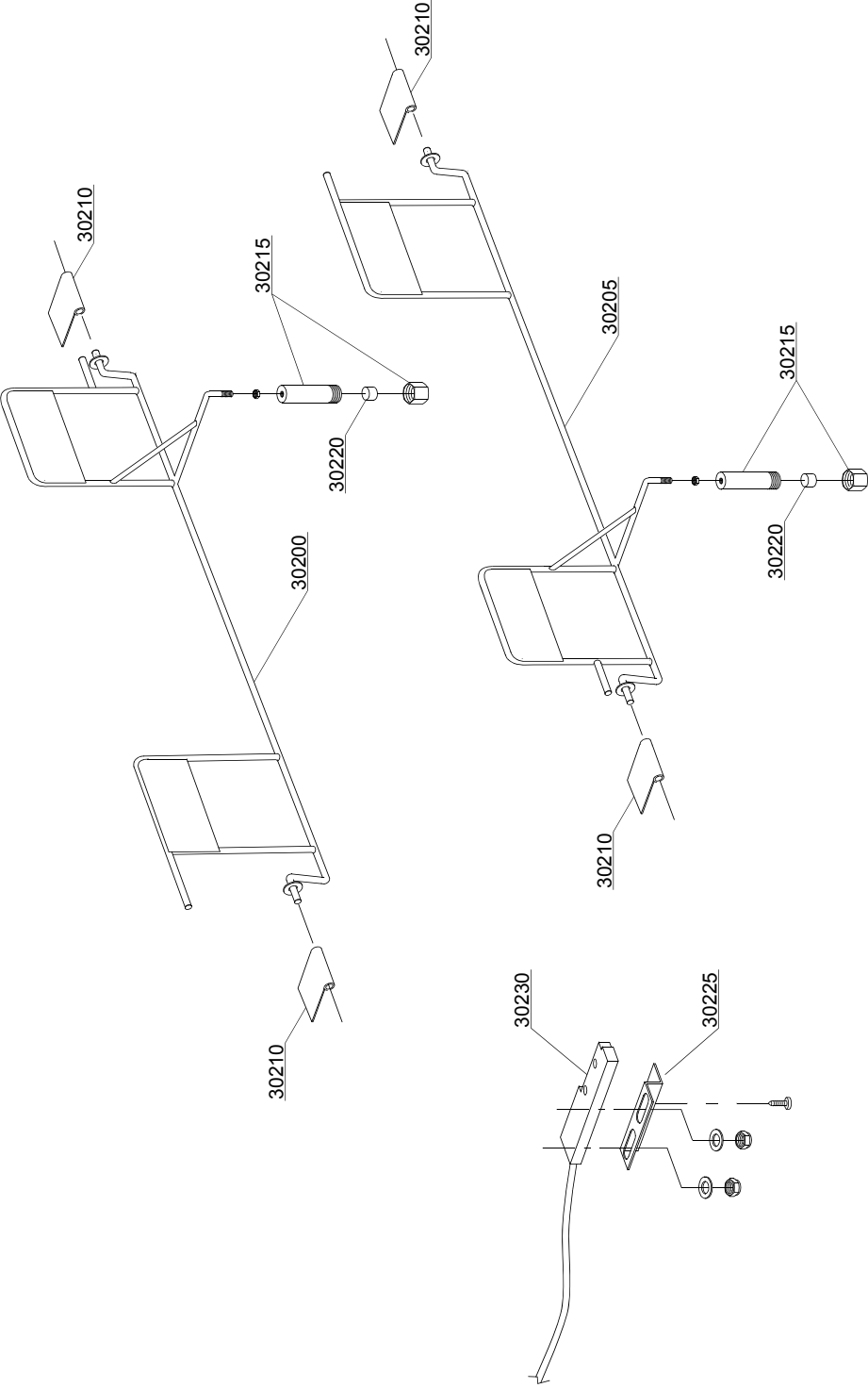
Spare parts

ID	P-code	SN from	SN to	Mod.	Acces.	Volt	Description
Module:General parts							
31500	3009322		-	em,e,uw			Rear cover
31505	3009909		-	em,e,uw			Spring support
31510	3004012		-	em,e,uw			Spring holder
31525	3009555		-	em,e,uw			Spring clamping plate
31530	3004011		-	em,e,uw			Door spring BBSR 23
31535	3009269		-	em,e,uw			Door stop
31540	3009404		-	em,e,uw			Door assembly
31545	3004026		-	em,e,uw			Door guide
31550	3003958		-	em,e,uw			Pin
31565	3009173		-	em,e,uw			Rear panel
31570	3009189		-	em,e,uw			Cover left
31575	3009188		-	em,e,uw			Cover right
31580	3009465		-	em,e,uw			Front cover
31585	3009112		-	em,e,uw			Microswitch support
31590	3003112		-	em,e,uw			Door microswitch
31595	80116		-	em,e,uw			Foot
31600	13329		-	em,e,uw			Fairlead
31610	3009033		-	em,e,uw			Slideways
31615	3009905		-	em,e,uw			Spring assembly BBSR 23
31620	999910061		-	em,e,uw			Splash zone
31625	3009365		-	em,e,uw			Chute
31630	3000323		-	em,e,uw			Hook door
31635	3000324		-	em,e,uw			Hook support

em=ELECTROMECHANICAL SWITCHES, e=ELECTRONICAL SWITCHES, uw=LOWER AND UPPER WASHER
72=72

sc9=STEAM CONDENSER - LC 91, csa=CONVEYOR SPEED ADJUSTING - LC 101, d92=DRYER - LC 90/2,
d929=DRYER - LC 90/900, cw=ADDITIONAL BOILER FOR COLD WATER SUPPLY, dvgw=DVGW VALVE SYSTEM,
ti=TANK INSULATION, ds=DOUBLE SKIN, bp=BOOSTER PUMP, sdn3=DISPENSER SYSTEM SDN-3

A=3/N/PE~380-400V 50-60Hz, D=3/PE~200-210V 50-60Hz, F=2/PE~220-240V 50-60Hz, G=3/N/PE~415V 50-60Hz,
H=3/PE~220-230V 50-60Hz, K=3/PE~380-400V 50-60Hz, L=3/PE~415V 50-60Hz, M=3/PE~440V 60Hz, P=1/N/PE~220-
230V 50-60Hz, R=2/PE~220-240V 50-60Hz, U=1/N/PE~240V 50-60Hz, V=3/PE~240V 50-60Hz, W=1/N/PE~100-110V
50-60Hz



03_103_e

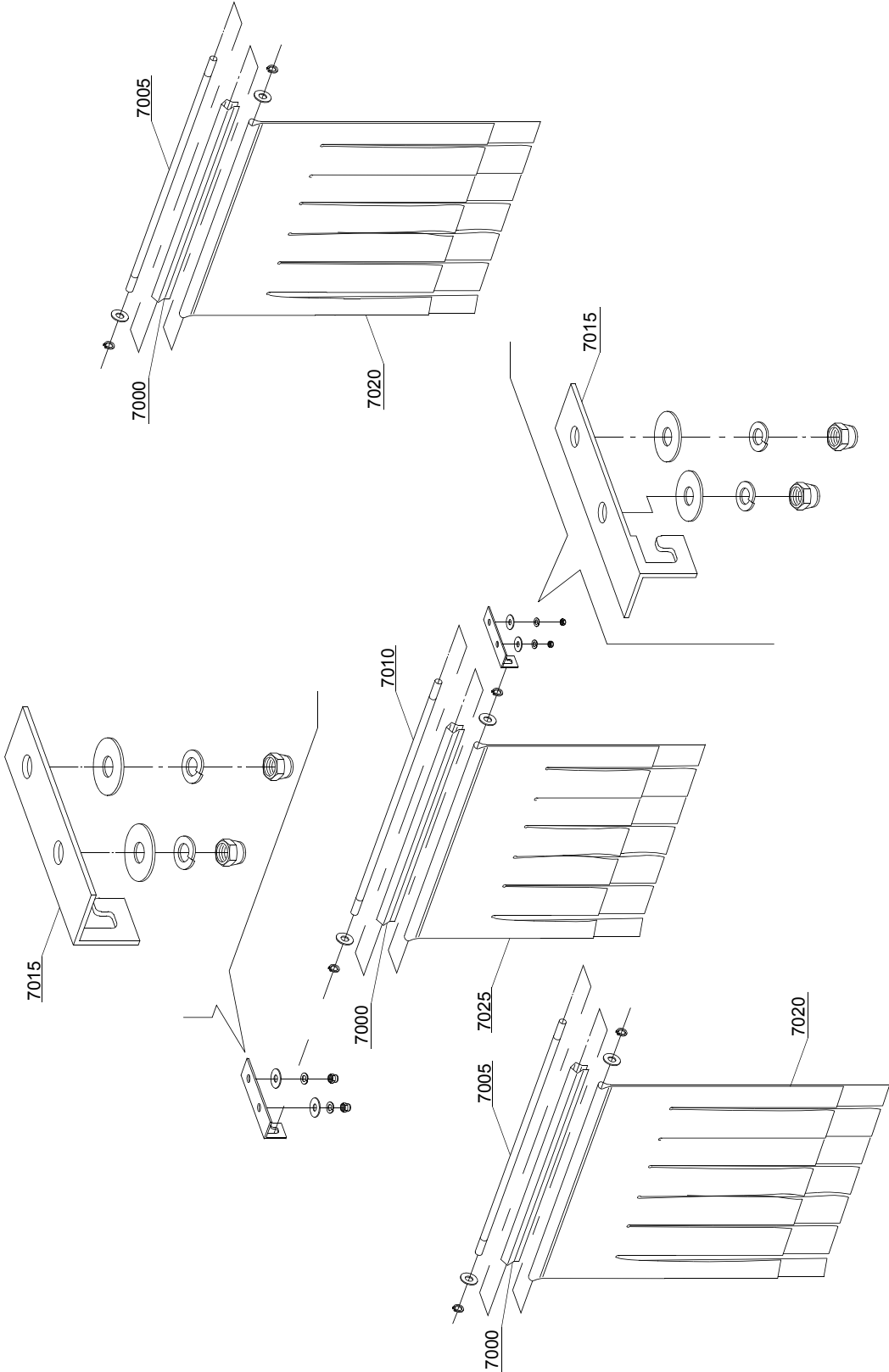
Spare parts

ID	P-code	SN from	SN to	Mod.	Acces.	Volt	Description
Module: Economizer components							
30200	3004124		-	em,e,uw			Right economizer
30205	3004125		-	em,e,uw			Left economizer
30210	3003061		-	em,e,uw			Economizer support
30215	3003058		-	em,e,uw			Magnet holder
30220	3003113		-	em,e,uw			Magnet
30225	3009112		-	em,e,uw			Door microswitch support
30230	3003112		-	em,e,uw			Door microswitch

em=ELECTROMECHANICAL SWITCHES, e=ELECTRONICAL SWITCHES, uw=LOWER AND UPPER WASHER
72=72

sc9=STEAM CONDENSER - LC 91, csa=CONVEYOR SPEED ADJUSTING - LC 101, d92=DRYER - LC 90/2,
d929=DRYER - LC 90/900, cw=ADDITIONAL BOILER FOR COLD WATER SUPPLY, dvgw=DVGW VALVE SYSTEM,
ti=TANK INSULATION, ds=DOUBLE SKIN, bp=BOOSTER PUMP, sdn3=DISPENSER SYSTEM SDN-3

A=3/N/PE~380-400V 50-60Hz, D=3/PE~200-210V 50-60Hz, F=2/PE~220-240V 50-60Hz, G=3/N/PE~415V 50-60Hz,
H=3/PE~220-230V 50-60Hz, K=3/PE~380-400V 50-60Hz, L=3/PE~415V 50-60Hz, M=3/PE~440V 60Hz, P=1/N/PE~220-
230V 50-60Hz, R=2/PE~220-240V 50-60Hz, U=1/N/PE~240V 50-60Hz, V=3/PE~240V 50-60Hz, W=1/N/PE~100-110V
50-60Hz



03_201_e

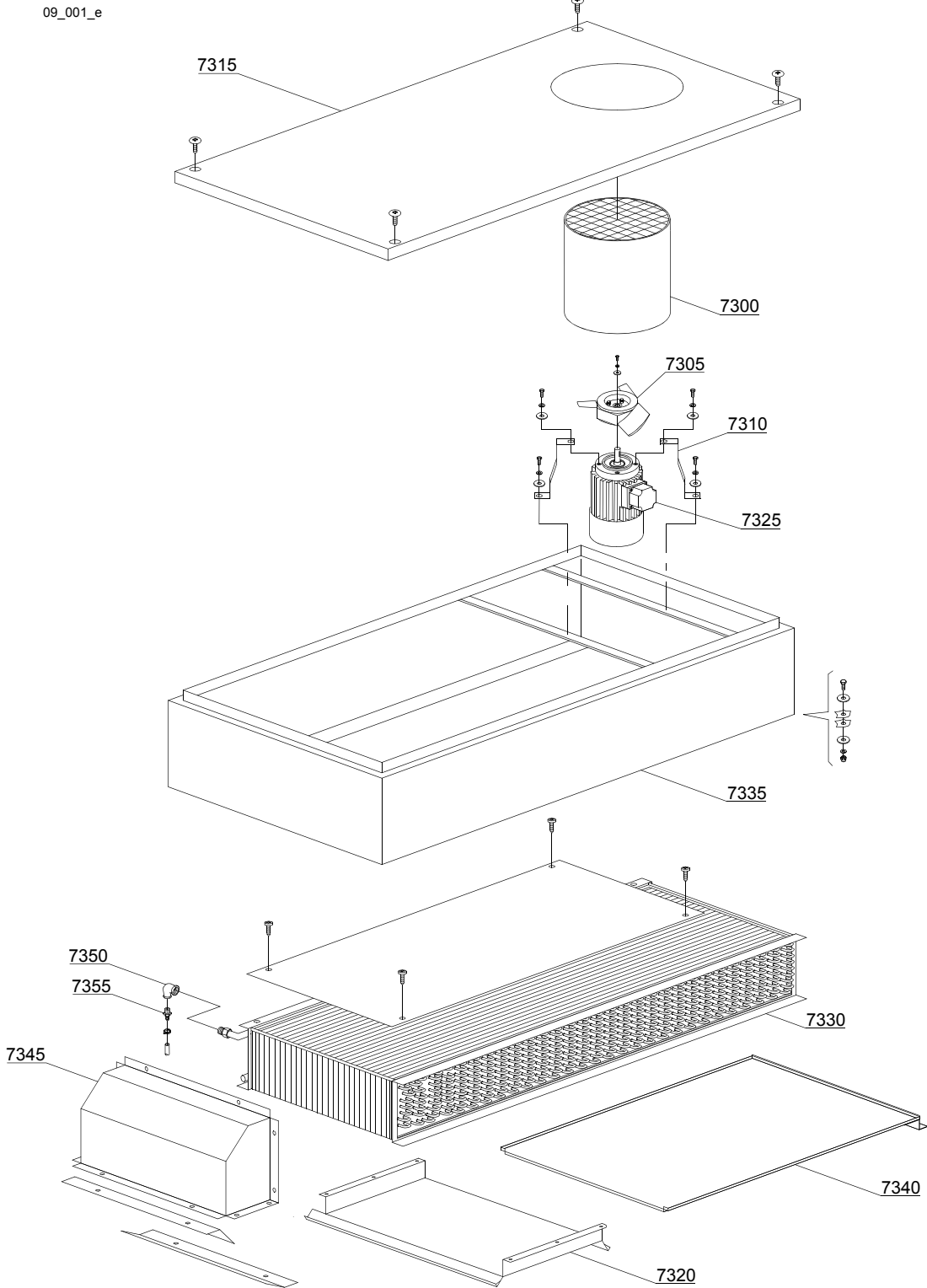
Spare parts

ID	P-code	SN from	SN to	Mod.	Acces.	Volt	Description
Module: Curtains group components							
7000	3009109		-	em,e,uw			Curtain moulding
7005	3004053		-	em,e,uw			Curtain rod long
7010	3004052		-	em,e,uw			Curtain rod short
7015	3009110		-	em,e,uw			Curtain support
7020	3004050		-	em,e,uw			Curtain long
7025	3004051		-	em,e,uw			Curtain short

em=ELECTROMECHANICAL SWITCHES, e=ELECTRONICAL SWITCHES, uw=LOWER AND UPPER WASHER
72=72

sc9=STEAM CONDENSER - LC 91, csa=CONVEYOR SPEED ADJUSTING - LC 101, d92=DRYER - LC 90/2,
d929=DRYER - LC 90/900, cw=ADDITIONAL BOILER FOR COLD WATER SUPPLY, dvgw=DVGW VALVE SYSTEM,
ti=TANK INSULATION, ds=DOUBLE SKIN, bp=BOOSTER PUMP, sdn3=DISPENSER SYSTEM SDN-3

A=3/N/PE~380-400V 50-60Hz, D=3/PE~200-210V 50-60Hz, F=2/PE~220-240V 50-60Hz, G=3/N/PE~415V 50-60Hz,
H=3/PE~220-230V 50-60Hz, K=3/PE~380-400V 50-60Hz, L=3/PE~415V 50-60Hz, M=3/PE~440V 60Hz, P=1/N/PE~220-
230V 50-60Hz, R=2/PE~220-240V 50-60Hz, U=1/N/PE~240V 50-60Hz, V=3/PE~240V 50-60Hz, W=1/N/PE~100-110V
50-60Hz



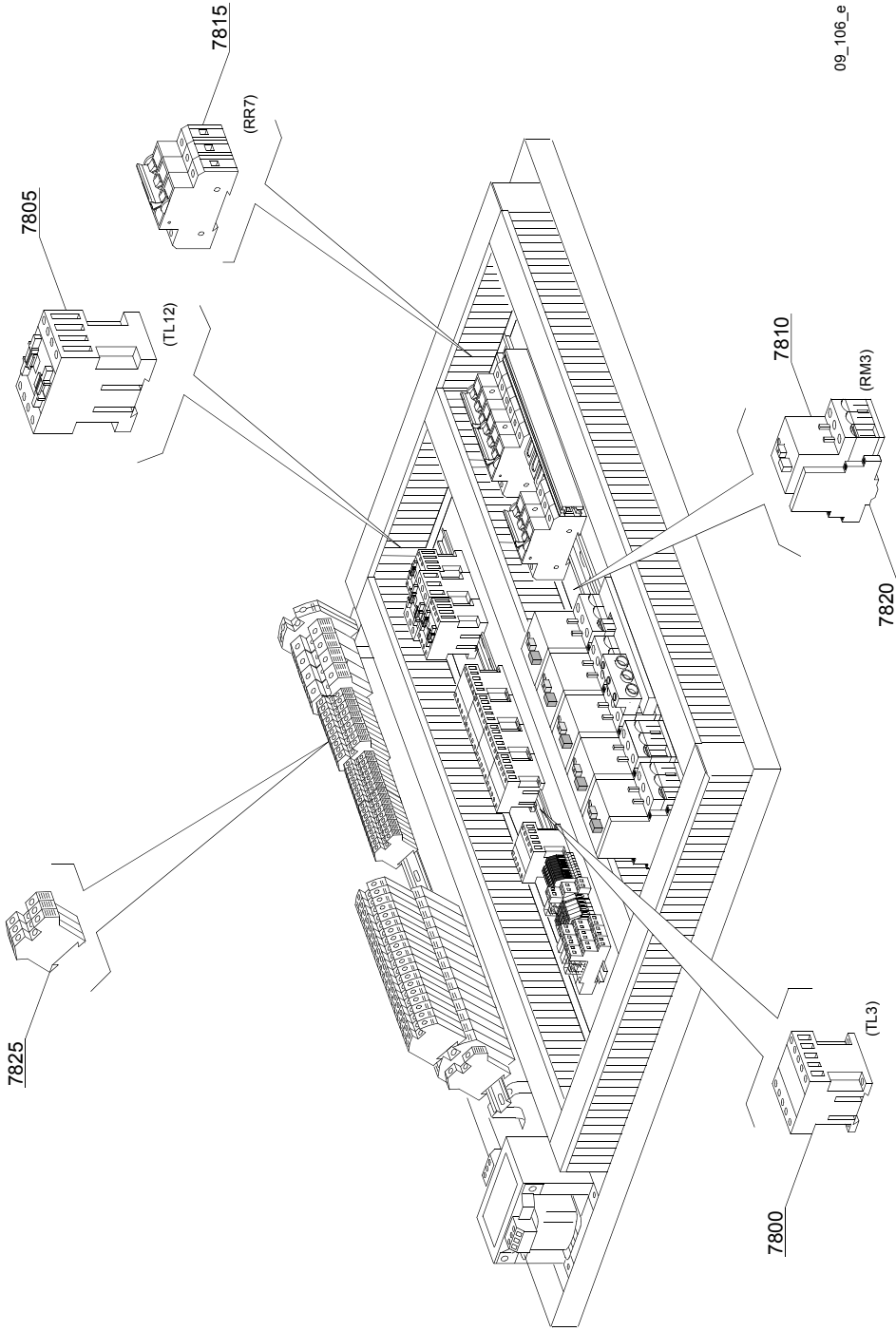
Spare parts

ID	P-code	SN from	SN to	Mod.	Acces.	Volt	Description
Module:Heat recovery TR98 - part 1							
7300	3009499		-	em,e,uw			Chimney
7305	3000125		-	em,e,uw			Impeller fan
7310	3009106		-	em,e,uw			Motor holder
7315	3009318		-	em,e,uw			Cover TR98
7320	3009090		-	em,e,uw			Suction group
7325	3000120		-	em,e,uw		A	Motor - 0,18KW 4P 230/400V 50HZ
7330	3000151		-	em,e,uw			Heating recovery battery
7335	3009498		-	em,e,uw			Complete body
7340	3009501		-	em,e,uw			Tray
7345	3009500		-	em,e,uw			Cope
7350	3002138		-	em,e,uw			Elbow
7355	12023		-	em,e,uw			Hose holder

em=ELECTROMECHANICAL SWITCHES, e=ELECTRONICAL SWITCHES, uw=LOWER AND UPPER WASHER
72=72

sc9=STEAM CONDENSER - LC 91, csa=CONVEYOR SPEED ADJUSTING - LC 101, d92=DRYER - LC 90/2,
d929=DRYER - LC 90/900, cw=ADDITIONAL BOILER FOR COLD WATER SUPPLY, dvgw=DVGW VALVE SYSTEM,
ti=TANK INSULATION, ds=DOUBLE SKIN, bp=BOOSTER PUMP, sdn3=DISPENSER SYSTEM SDN-3

A=3/N/PE~380-400V 50-60Hz, D=3/PE~200-210V 50-60Hz, F=2/PE~220-240V 50-60Hz, G=3/N/PE~415V 50-60Hz,
H=3/PE~220-230V 50-60Hz, K=3/PE~380-400V 50-60Hz, L=3/PE~415V 50-60Hz, M=3/PE~440V 60Hz, P=1/N/PE~220-
230V 50-60Hz, R=2/PE~220-240V 50-60Hz, U=1/N/PE~240V 50-60Hz, V=3/PE~240V 50-60Hz, W=1/N/PE~100-110V
50-60Hz



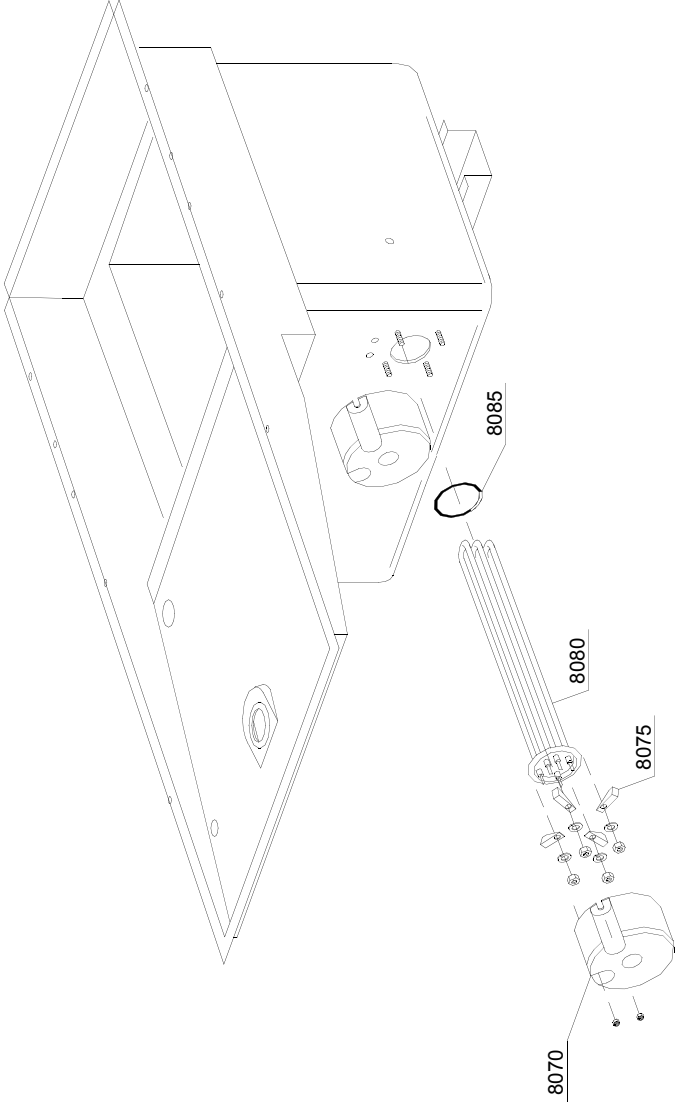
Spare parts

ID	P-code	SN from	SN to	Mod.	Acces.	Volt	Description
Module:Heat recovery TR98 - part 2							
7800	2000370		-	em,e,uw		A	Contactora MC9
7805	2000380		-	em,e,uw		A	Contactora BF12 (heating element < 9 kW)
7805	2000385		-	em,e,uw		A	Contactora BF20 (heating element > 9 kW)
7810	2000390		-	em,e,uw		A	Motorprotector 1 - 1.6A
7815	2000403		-	em,e,uw		A	Automatic fuse C20 (heating element < 9kW)
7815	2000404		-	em,e,uw		A	Automatic fuse C25 (heating element > 9kW)
7820	3006080		-	em,e,uw		A	Auxiliary contact LMS25
7825	10300403		-	em,e,uw		A	Clamp 6 mm ²

em=ELECTROMECHANICAL SWITCHES, e=ELECTRONICAL SWITCHES, uw=LOWER AND UPPER WASHER
72=72

sc9=STEAM CONDENSER - LC 91, csa=CONVEYOR SPEED ADJUSTING - LC 101, d92=DRYER - LC 90/2,
d929=DRYER - LC 90/900, cw=ADDITIONAL BOILER FOR COLD WATER SUPPLY, dvgw=DVGW VALVE SYSTEM,
ti=TANK INSULATION, ds=DOUBLE SKIN, bp=BOOSTER PUMP, sdn3=DISPENSER SYSTEM SDN-3

A=3/N/PE~380-400V 50-60Hz, D=3/PE~200-210V 50-60Hz, F=2/PE~220-240V 50-60Hz, G=3/N/PE~415V 50-60Hz,
H=3/PE~220-230V 50-60Hz, K=3/PE~380-400V 50-60Hz, L=3/PE~415V 50-60Hz, M=3/PE~440V 60Hz, P=1/N/PE~220-
230V 50-60Hz, R=2/PE~220-240V 50-60Hz, U=1/N/PE~240V 50-60Hz, V=3/PE~240V 50-60Hz, W=1/N/PE~100-110V
50-60Hz



09_200_e

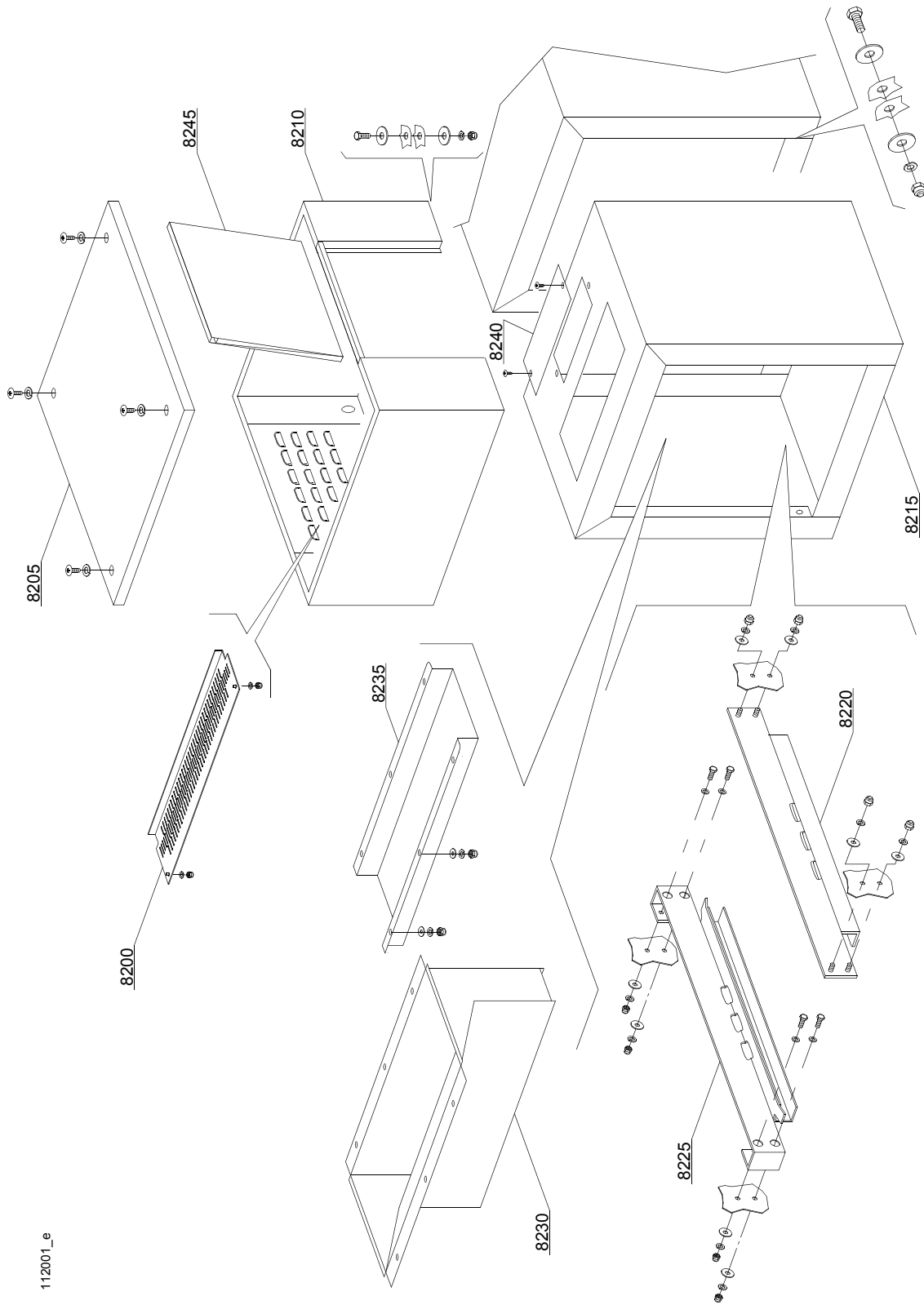
Spare parts

ID	P-code	SN from	SN to	Mod.	Acces.	Volt	Description
Module:Heat recovery TR98 - part 3							
8070	75311		-	em,e,uw			Heating element cover
8075	16045		-	em,e,uw			Heating element support Ø6.3
8080	30001010		-	em,e,uw			Heating element 6kW
8080	30001011		-	em,e,uw			Heating element 9kW
8080	30001011/A		-	em,e,uw			Heating element 12kW
8080	30001011/B		-	em,e,uw			Heating element 14kW
8085	13015		-	em,e,uw			O-ring 160 (6225)

em=ELECTROMECHANICAL SWITCHES, e=ELECTRONICAL SWITCHES, uw=LOWER AND UPPER WASHER
72=72

sc9=STEAM CONDENSER - LC 91, csa=CONVEYOR SPEED ADJUSTING - LC 101, d92=DRYER - LC 90/2,
d929=DRYER - LC 90/900, cw=ADDITIONAL BOILER FOR COLD WATER SUPPLY, dvgw=DVGW VALVE SYSTEM,
ti=TANK INSULATION, ds=DOUBLE SKIN, bp=BOOSTER PUMP, sdn3=DISPENSER SYSTEM SDN-3

A=3/N/PE~380-400V 50-60Hz, D=3/PE~200-210V 50-60Hz, F=2/PE~220-240V 50-60Hz, G=3/N/PE~415V 50-60Hz,
H=3/PE~220-230V 50-60Hz, K=3/PE~380-400V 50-60Hz, L=3/PE~415V 50-60Hz, M=3/PE~440V 60Hz, P=1/N/PE~220-
230V 50-60Hz, R=2/PE~220-240V 50-60Hz, U=1/N/PE~240V 50-60Hz, V=3/PE~240V 50-60Hz, W=1/N/PE~100-110V
50-60Hz



112001_e

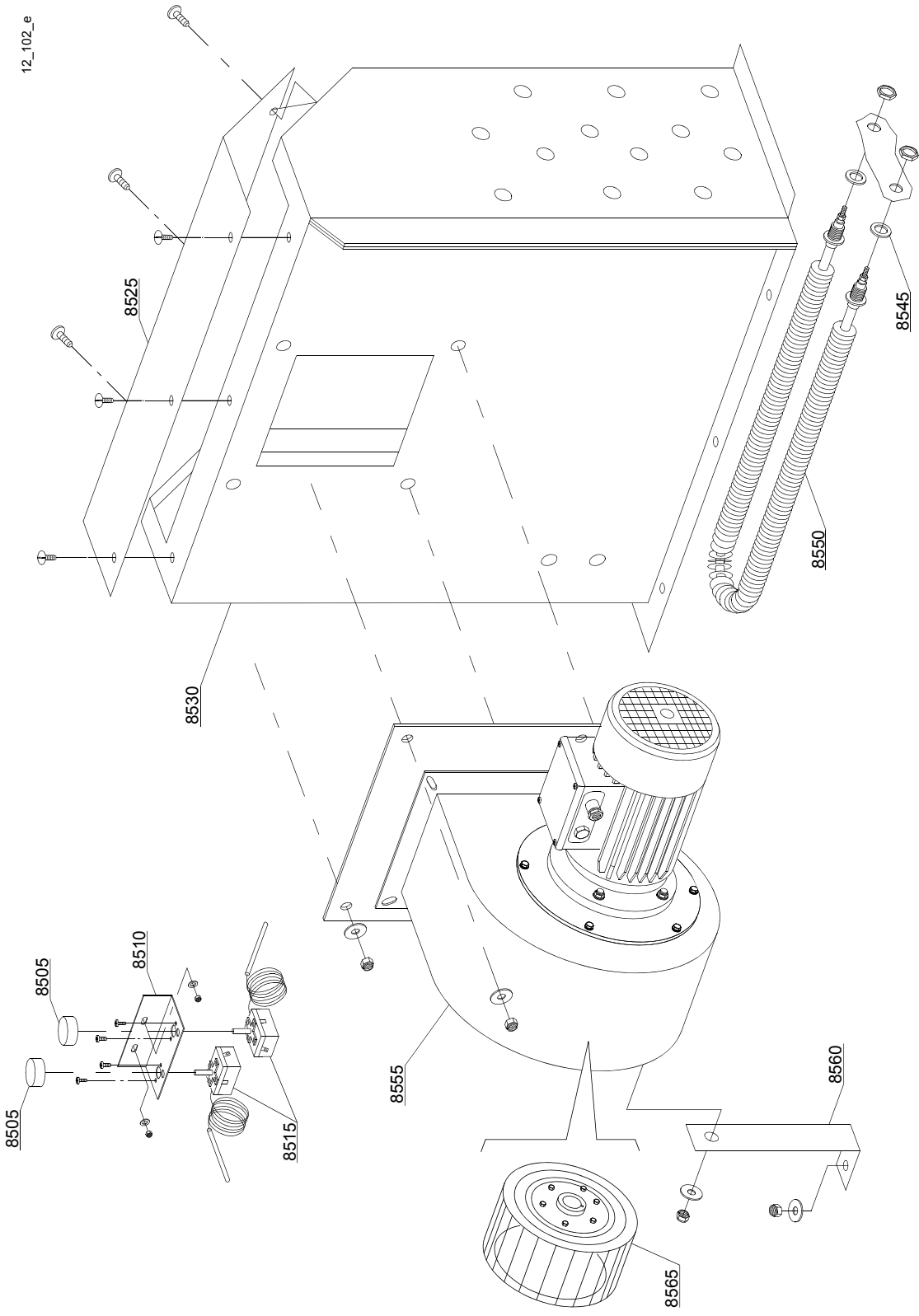
Spare parts

ID	P-code	SN from	SN to	Mod.	Acces.	Volt	Description
Module:Dryer LC90 - LC90/2 (6 - 12kW) - part 1							
8200	3009362/A		-	em,e,uw			Protection
8205	3009267		-	em,e,uw			Cover panel
8210	3009484		-	em,e,uw			Complete body
8215	3009485		-	em,e,uw			Dryer module
8220	3009047		-	em,e,uw			Front slideways
8225	3009057		-	em,e,uw			Back slideways
8230	3009492		-	em,e,uw			Flow conveyor
8240	3009100		-	em,e,uw			Air covering
8245	3009268		-	em,e,uw			Dryer carter lockup

em=ELECTROMECHANICAL SWITCHES, e=ELECTRONICAL SWITCHES, uw=LOWER AND UPPER WASHER
72=72

sc9=STEAM CONDENSER - LC 91, csa=CONVEYOR SPEED ADJUSTING - LC 101, d92=DRYER - LC 90/2,
d929=DRYER - LC 90/900, cw=ADDITIONAL BOILER FOR COLD WATER SUPPLY, dvgw=DVGW VALVE SYSTEM,
ti=TANK INSULATION, ds=DOUBLE SKIN, bp=BOOSTER PUMP, sdn3=DISPENSER SYSTEM SDN-3

A=3/N/PE~380-400V 50-60Hz, D=3/PE~200-210V 50-60Hz, F=2/PE~220-240V 50-60Hz, G=3/N/PE~415V 50-60Hz,
H=3/PE~220-230V 50-60Hz, K=3/PE~380-400V 50-60Hz, L=3/PE~415V 50-60Hz, M=3/PE~440V 60Hz, P=1/N/PE~220-
230V 50-60Hz, R=2/PE~220-240V 50-60Hz, U=1/N/PE~240V 50-60Hz, V=3/PE~240V 50-60Hz, W=1/N/PE~100-110V
50-60Hz



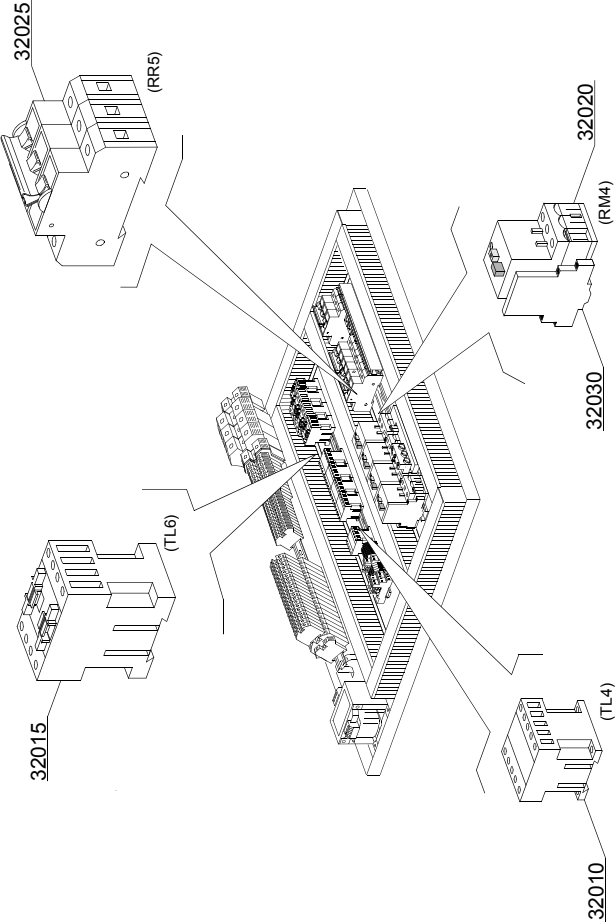
Spare parts

ID	P-code	SN from	SN to	Mod.	Acces.	Volt	Description
Module:Dryer LC90/2 - LC90/900 (12kW) - part 2							
8505	15105/C		-	em,e,uw			0-300°C Thermostat knob
8510	3009104		-	em,e,uw			Thermostat support
8515	10707/3		-	em,e,uw			Thermostat with shaft 0 - 300°
8525	3009085		-	em,e,uw			Cover drying conveyer
8530	3009488		-	em,e,uw			Right drying conveyer
8530	3009489		-	em,e,uw			Left drying conveyer
8545	10200171		-	em,e,uw			Gasket FASIT 25x17x2
8550	2000359		-	em,e,uw			Drying heating element with nut
8555	3003118		-	em,e,uw			Motorfan 0.75 kW
8555	3000301		-	em,e,uw			Motorfan 1,5 kW
8560	3009214		-	em,e,uw			Motorfan support
8565	3003119		-	em,e,uw			Pump rotor

em=ELECTROMECHANICAL SWITCHES, e=ELECTRONICAL SWITCHES, uw=LOWER AND UPPER WASHER
72=72

sc9=STEAM CONDENSER - LC 91, csa=CONVEYOR SPEED ADJUSTING - LC 101, d92=DRYER - LC 90/2,
d929=DRYER - LC 90/900, cw=ADDITIONAL BOILER FOR COLD WATER SUPPLY, dvgw=DVGW VALVE SYSTEM,
ti=TANK INSULATION, ds=DOUBLE SKIN, bp=BOOSTER PUMP, sdn3=DISPENSER SYSTEM SDN-3

A=3/N/PE~380-400V 50-60Hz, D=3/PE~200-210V 50-60Hz, F=2/PE~220-240V 50-60Hz, G=3/N/PE~415V 50-60Hz,
H=3/PE~220-230V 50-60Hz, K=3/PE~380-400V 50-60Hz, L=3/PE~415V 50-60Hz, M=3/PE~440V 60Hz, P=1/N/PE~220-
230V 50-60Hz, R=2/PE~220-240V 50-60Hz, U=1/N/PE~240V 50-60Hz, V=3/PE~240V 50-60Hz, W=1/N/PE~100-110V
50-60Hz



112108_e

Spare parts

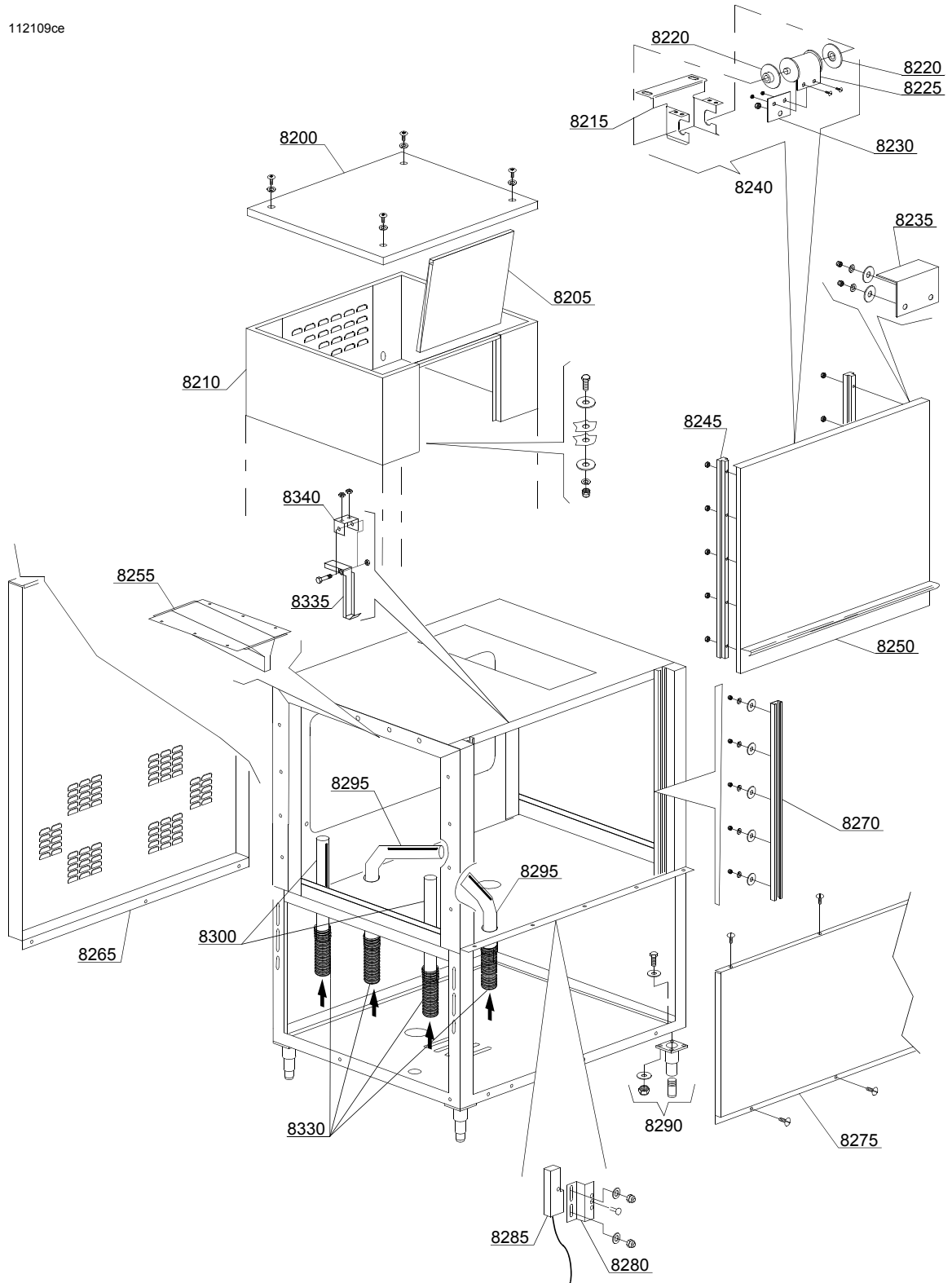
ID	P-code	SN from	SN to	Mod.	Acces.	Volt	Description
Module:Dryer LC90 - LC90/2 (6 - 12kW) - electric components							
32010	2000370		-	em,e,uw		A	Contactora MC9
32015	2000385		-	em,e,uw		A	Contactora BF20 (LC90/2 - 12kW)
32020	2000394		-	em,e,uw		A	Motorprotector 2,5-4A (Motorfan 0,75 kW)
32020	2000400		-	em,e,uw		A	Motorprotector 4-6,3A (Motorfan 1,5 kW)
32025	2000404		-	em,e,uw		A	Automatic fuse C25 (LC90/2 - 12kW)
32030	3006080		-	em,e,uw		A	Auxiliary contact LMS25

em=ELECTROMECHANICAL SWITCHES, e=ELECTRONICAL SWITCHES, uw=LOWER AND UPPER WASHER
72=72

sc9=STEAM CONDENSER - LC 91, csa=CONVEYOR SPEED ADJUSTING - LC 101, d92=DRYER - LC 90/2,
d929=DRYER - LC 90/900, cw=ADDITIONAL BOILER FOR COLD WATER SUPPLY, dvgw=DVGW VALVE SYSTEM,
ti=TANK INSULATION, ds=DOUBLE SKIN, bp=BOOSTER PUMP, sdn3=DISPENSER SYSTEM SDN-3

A=3/N/PE~380-400V 50-60Hz, D=3/PE~200-210V 50-60Hz, F=2/PE~220-240V 50-60Hz, G=3/N/PE~415V 50-60Hz,
H=3/PE~220-230V 50-60Hz, K=3/PE~380-400V 50-60Hz, L=3/PE~415V 50-60Hz, M=3/PE~440V 60Hz, P=1/N/PE~220-
230V 50-60Hz, R=2/PE~220-240V 50-60Hz, U=1/N/PE~240V 50-60Hz, V=3/PE~240V 50-60Hz, W=1/N/PE~100-110V
50-60Hz

112109ce



Spare parts

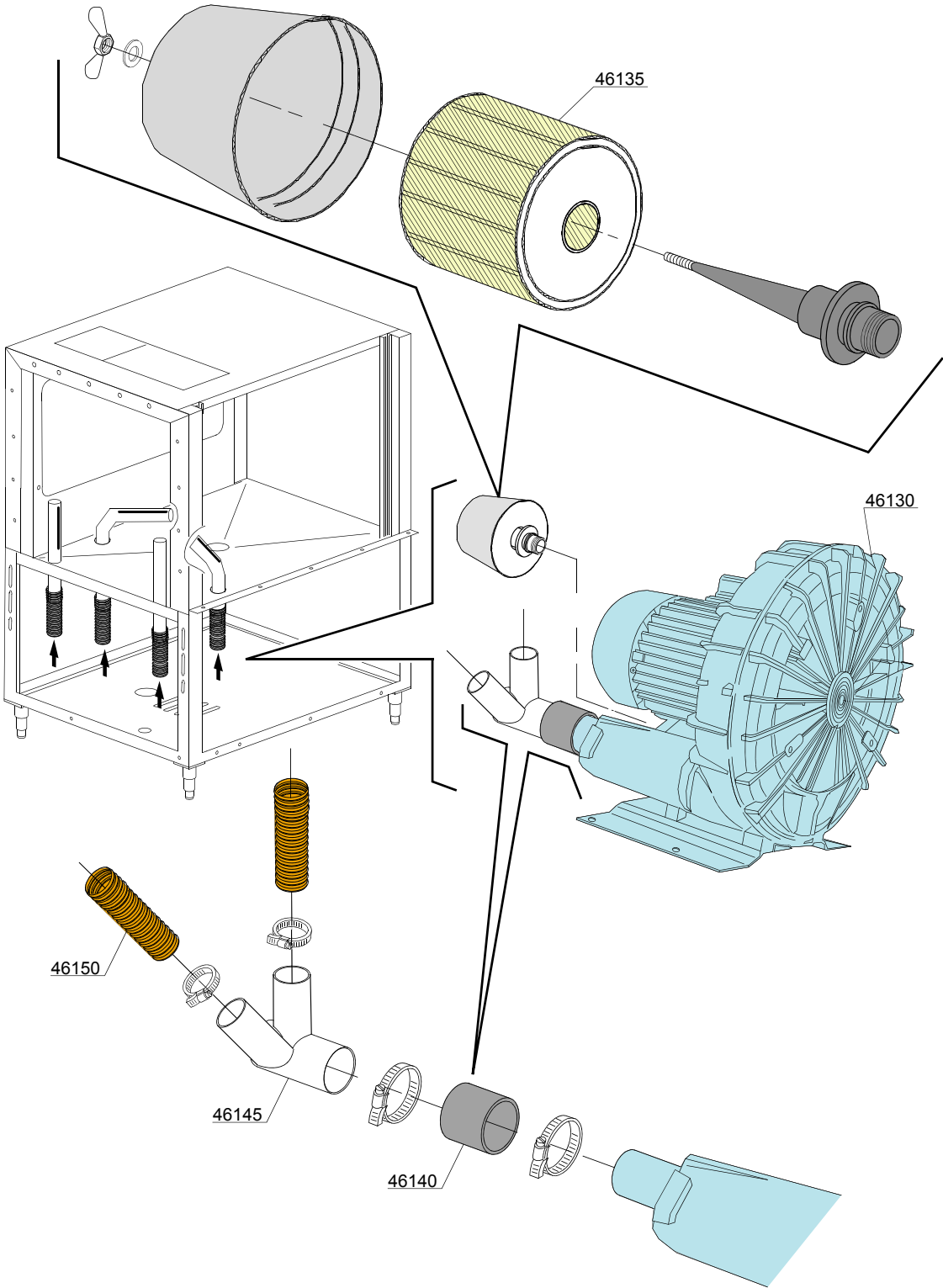
ID	P-code	SN from	SN to	Mod.	Acces.	Volt	Description
Module: Dryer BC90/900 - K12M/B (12kW)							
8200	3009267		-	em,e,uw			Cover panel
8205	3009268		-	em,e,uw			Dryer carter lockup
8210	3009284		-	em,e,uw			Complete body
8215	3009665		-	em,e,uw			Spring support
8220	3004012		-	em,e,uw			Spring holder
8225	3004013		-	em,e,uw			Door spring BBSR 22
8230	3009555		-	em,e,uw			Spring clamping plate
8235	3009269		-	em,e,uw			Door stop
8240	3009906		-	em,e,uw			Spring assembly BBSR 22
8245	3004026		-	em,e,uw			Door guide
8250	3009403		-	em,e,uw			Door assembly
8255	3060056		-	em,e,uw			Flow conveyer
8265	3060082		-	em,e,uw			Rear panel
8270	3009033		-	em,e,uw			Slideways
8275	3009147		-	em,e,uw			Front cover
8280	3009112		-	em,e,uw			Microswitch support
8285	3003112		-	em,e,uw			Door microswitch
8290	3004060		-	em,e,uw			2" Foot
8295	3060190		-	em,e,uw			Lower drying arm
8300	3060189		-	em,e,uw			Side drying arm
8330	3000312		-	em,e,uw			Tube for turbine D-41
8335	3000323		-	em,e,uw			Hook door
8340	3000324		-	em,e,uw			Hook support

em=ELECTROMECHANICAL SWITCHES, e=ELECTRONICAL SWITCHES, uw=LOWER AND UPPER WASHER
72=72

sc9=STEAM CONDENSER - LC 91, csa=CONVEYOR SPEED ADJUSTING - LC 101, d92=DRYER - LC 90/2,
d929=DRYER - LC 90/900, cw=ADDITIONAL BOILER FOR COLD WATER SUPPLY, dvgw=DVGW VALVE SYSTEM,
ti=TANK INSULATION, ds=DOUBLE SKIN, bp=BOOSTER PUMP, sdn3=DISPENSER SYSTEM SDN-3

A=3/N/PE~380-400V 50-60Hz, D=3/PE~200-210V 50-60Hz, F=2/PE~220-240V 50-60Hz, G=3/N/PE~415V 50-60Hz,
H=3/PE~220-230V 50-60Hz, K=3/PE~380-400V 50-60Hz, L=3/PE~415V 50-60Hz, M=3/PE~440V 60Hz, P=1/N/PE~220-
230V 50-60Hz, R=2/PE~220-240V 50-60Hz, U=1/N/PE~240V 50-60Hz, V=3/PE~240V 50-60Hz, W=1/N/PE~100-110V
50-60Hz

112109ae



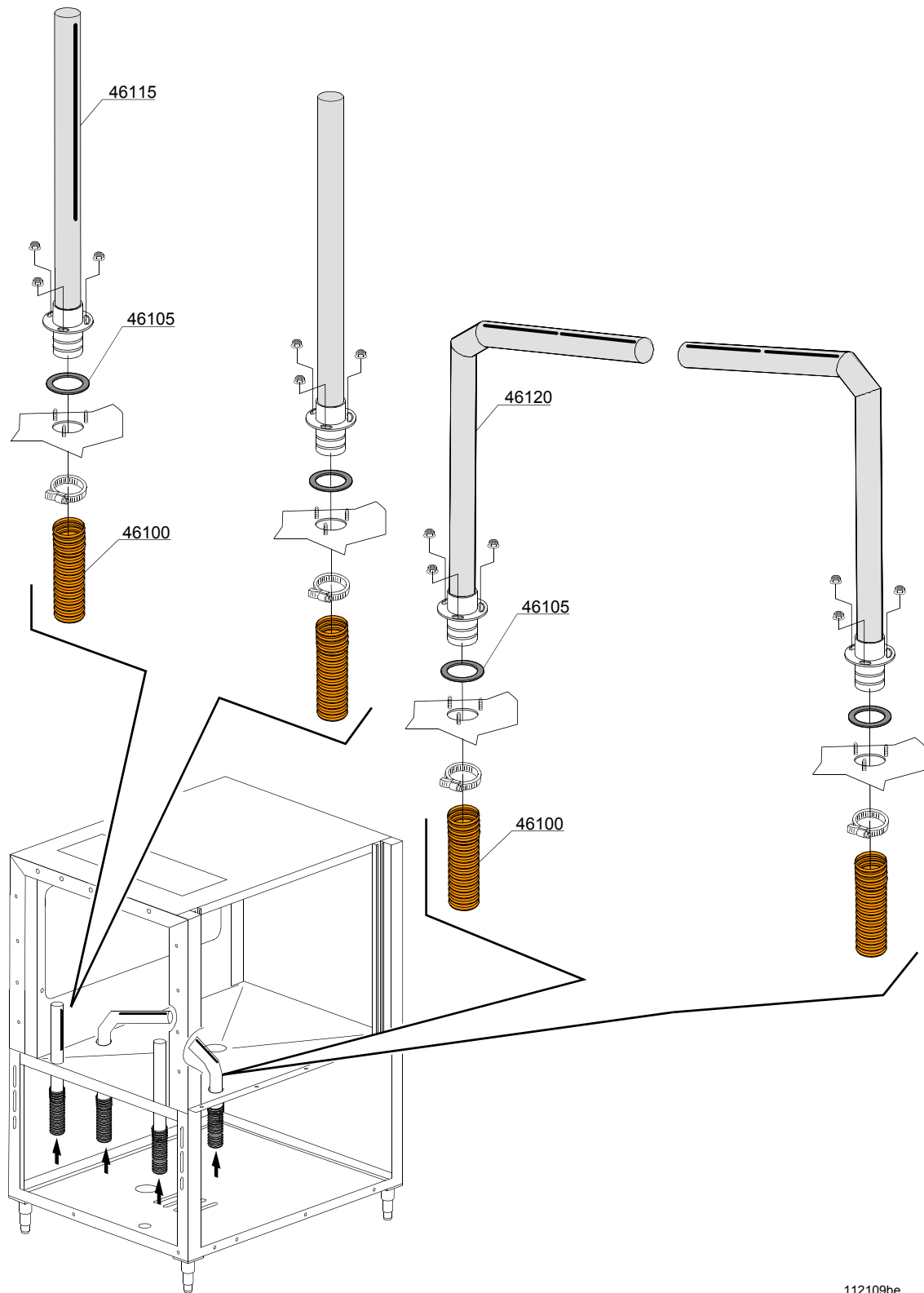
Spare parts

ID	P-code	SN from	SN to	Mod.	Acces.	Volt	Description
Module: Dryer BC90/900 - K12M/B (12kW)							
46130	3000309		-	em,e,uw			MEDIO JET turbo-blowers (3-kW 230/400V 50Hz)
46135	3003968		-	em,e,uw			Cartridge filter turbo-blowers
46140	xxxx		-	em,e,uw			Pipe connection "radio " Ø60x120mm
46145	3060034		-	em,e,uw			2 ways derivations (Ø 40-40-60) turbo-blowers
46150	3000312		-	em,e,uw			Tube for turbine (Ø 41)

em=ELECTROMECHANICAL SWITCHES, e=ELECTRONICAL SWITCHES, uw=LOWER AND UPPER WASHER
72=72

sc9=STEAM CONDENSER - LC 91, csa=CONVEYOR SPEED ADJUSTING - LC 101, d92=DRYER - LC 90/2,
d929=DRYER - LC 90/900, cw=ADDITIONAL BOILER FOR COLD WATER SUPPLY, dvgw=DVGW VALVE SYSTEM,
ti=TANK INSULATION, ds=DOUBLE SKIN, bp=BOOSTER PUMP, sdn3=DISPENSER SYSTEM SDN-3

A=3/N/PE~380-400V 50-60Hz, D=3/PE~200-210V 50-60Hz, F=2/PE~220-240V 50-60Hz, G=3/N/PE~415V 50-60Hz,
H=3/PE~220-230V 50-60Hz, K=3/PE~380-400V 50-60Hz, L=3/PE~415V 50-60Hz, M=3/PE~440V 60Hz, P=1/N/PE~220-
230V 50-60Hz, R=2/PE~220-240V 50-60Hz, U=1/N/PE~240V 50-60Hz, V=3/PE~240V 50-60Hz, W=1/N/PE~100-110V
50-60Hz



112109be

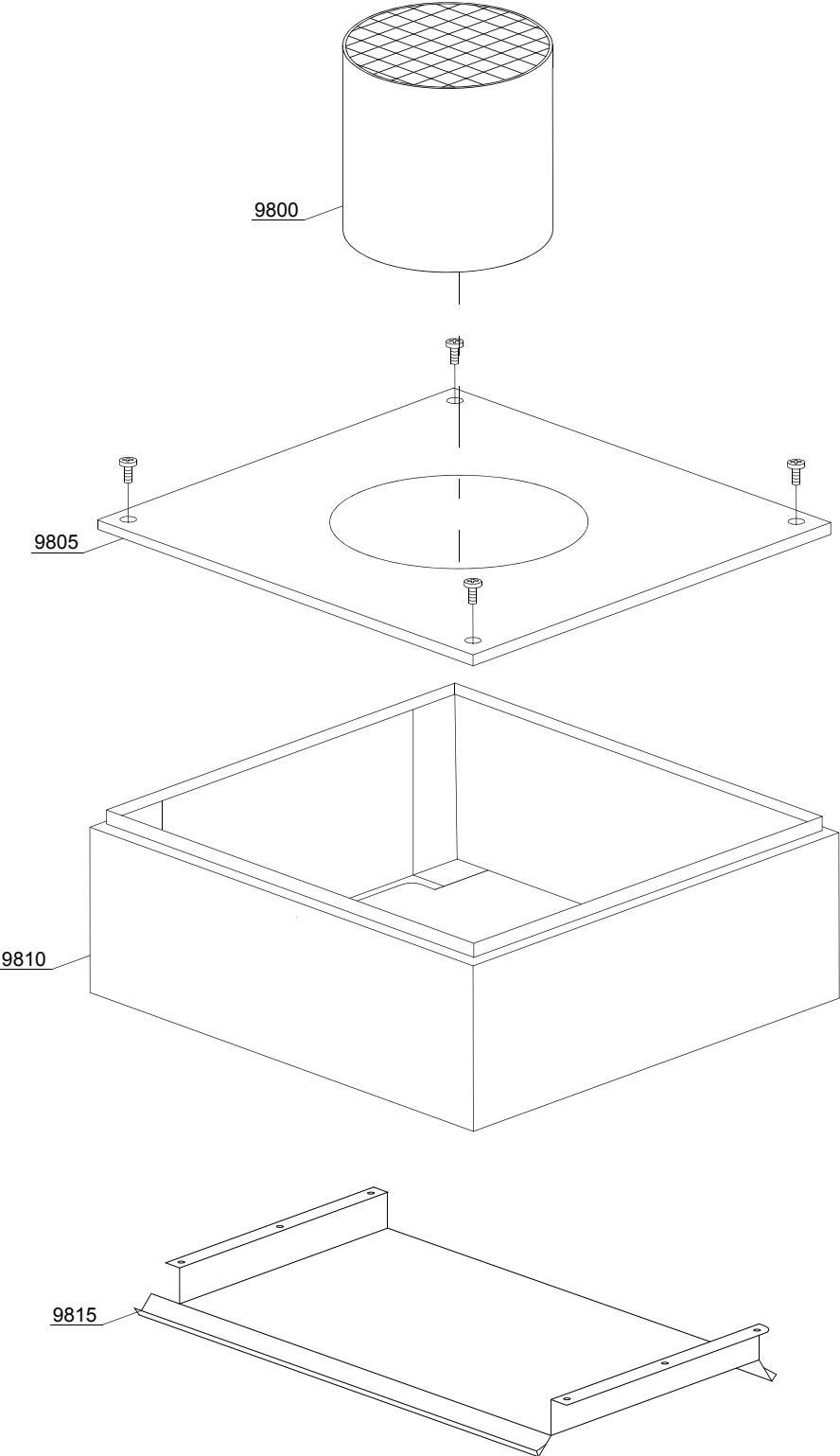
Spare parts

ID	P-code	SN from	SN to	Mod.	Acces.	Volt	Description
Module: Dryer BC90/900 - K12M/B (12kW)							
46100	3000312		-	em,e,uw			Tube for turbine (Ø 41)
46105	3060252		-	em,e,uw			Gasket
46110	3062036		-	em,e,uw			Graft blowing tube
46115	3000321		-	em,e,uw			Blowing lateral tube
46120	3000322		-	em,e,uw			Blowing inferior tube

em=ELECTROMECHANICAL SWITCHES, e=ELECTRONICAL SWITCHES, uw=LOWER AND UPPER WASHER
72=72

sc9=STEAM CONDENSER - LC 91, csa=CONVEYOR SPEED ADJUSTING - LC 101, d92=DRYER - LC 90/2,
d929=DRYER - LC 90/900, cw=ADDITIONAL BOILER FOR COLD WATER SUPPLY, dvgw=DVGW VALVE SYSTEM,
ti=TANK INSULATION, ds=DOUBLE SKIN, bp=BOOSTER PUMP, sdn3=DISPENSER SYSTEM SDN-3

A=3/N/PE~380-400V 50-60Hz, D=3/PE~200-210V 50-60Hz, F=2/PE~220-240V 50-60Hz, G=3/N/PE~415V 50-60Hz,
H=3/PE~220-230V 50-60Hz, K=3/PE~380-400V 50-60Hz, L=3/PE~415V 50-60Hz, M=3/PE~440V 60Hz, P=1/N/PE~220-
230V 50-60Hz, R=2/PE~220-240V 50-60Hz, U=1/N/PE~240V 50-60Hz, V=3/PE~240V 50-60Hz, W=1/N/PE~100-110V
50-60Hz



18_001_e

Spare parts

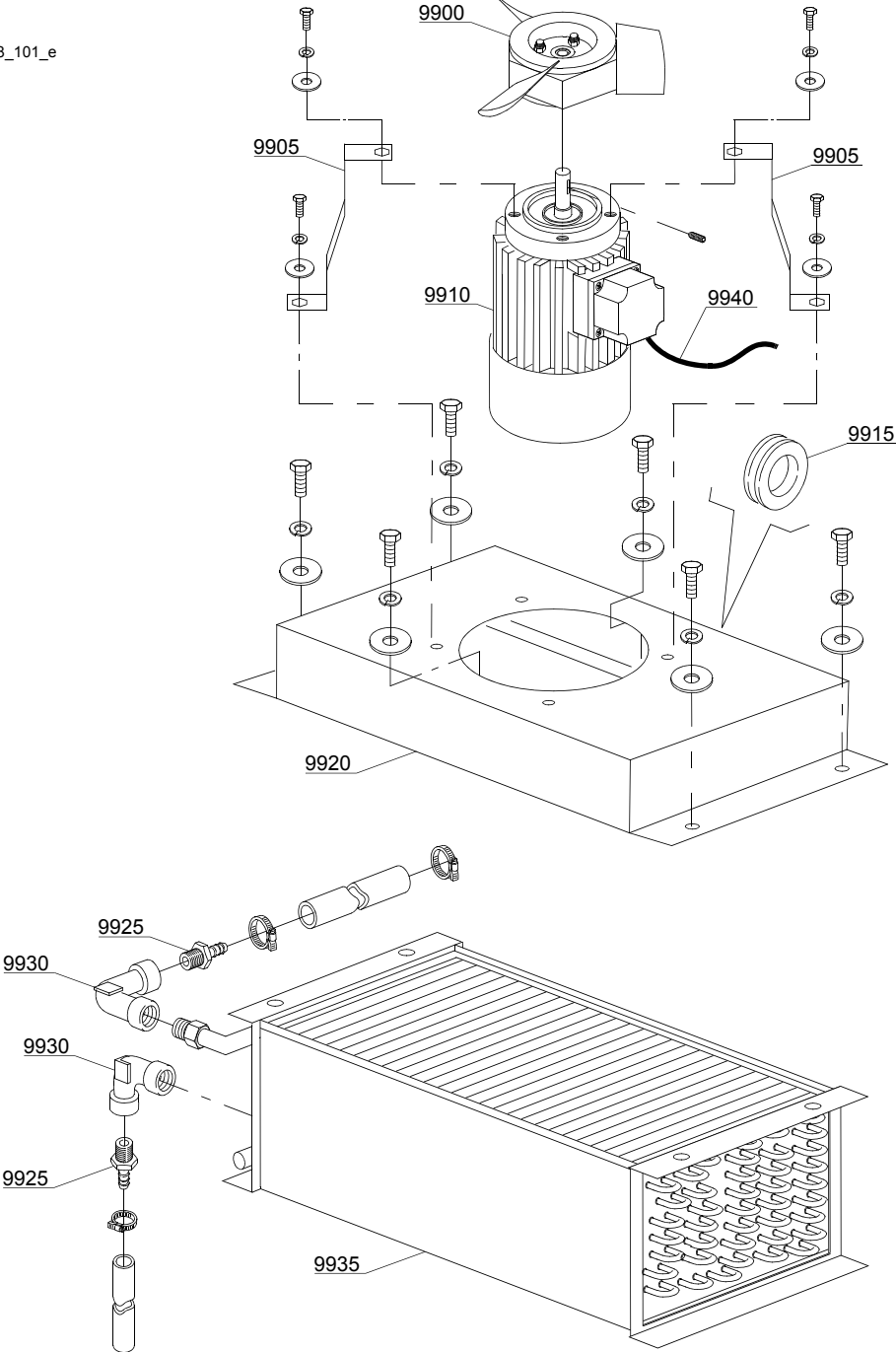
ID	P-code	SN from	SN to	Mod.	Acces.	Volt	Description
Module:Steam condenser LC91 - part 1							
9800	3009499		-	em,e,uw			Chimney
9805	3009306		-	em,e,uw			Cover with hole
9810	3009502		-	em,e,uw			Complete body
9815	3009090		-	em,e,uw			Suction group

em=ELECTROMECHANICAL SWITCHES, e=ELECTRONICAL SWITCHES, uw=LOWER AND UPPER WASHER
72=72

sc9=STEAM CONDENSER - LC 91, csa=CONVEYOR SPEED ADJUSTING - LC 101, d92=DRYER - LC 90/2,
d929=DRYER - LC 90/900, cw=ADDITIONAL BOILER FOR COLD WATER SUPPLY, dvgw=DVGW VALVE SYSTEM,
ti=TANK INSULATION, ds=DOUBLE SKIN, bp=BOOSTER PUMP, sdn3=DISPENSER SYSTEM SDN-3

A=3/N/PE~380-400V 50-60Hz, D=3/PE~200-210V 50-60Hz, F=2/PE~220-240V 50-60Hz, G=3/N/PE~415V 50-60Hz,
H=3/PE~220-230V 50-60Hz, K=3/PE~380-400V 50-60Hz, L=3/PE~415V 50-60Hz, M=3/PE~440V 60Hz, P=1/N/PE~220-
230V 50-60Hz, R=2/PE~220-240V 50-60Hz, U=1/N/PE~240V 50-60Hz, V=3/PE~240V 50-60Hz, W=1/N/PE~100-110V
50-60Hz

18_101_e



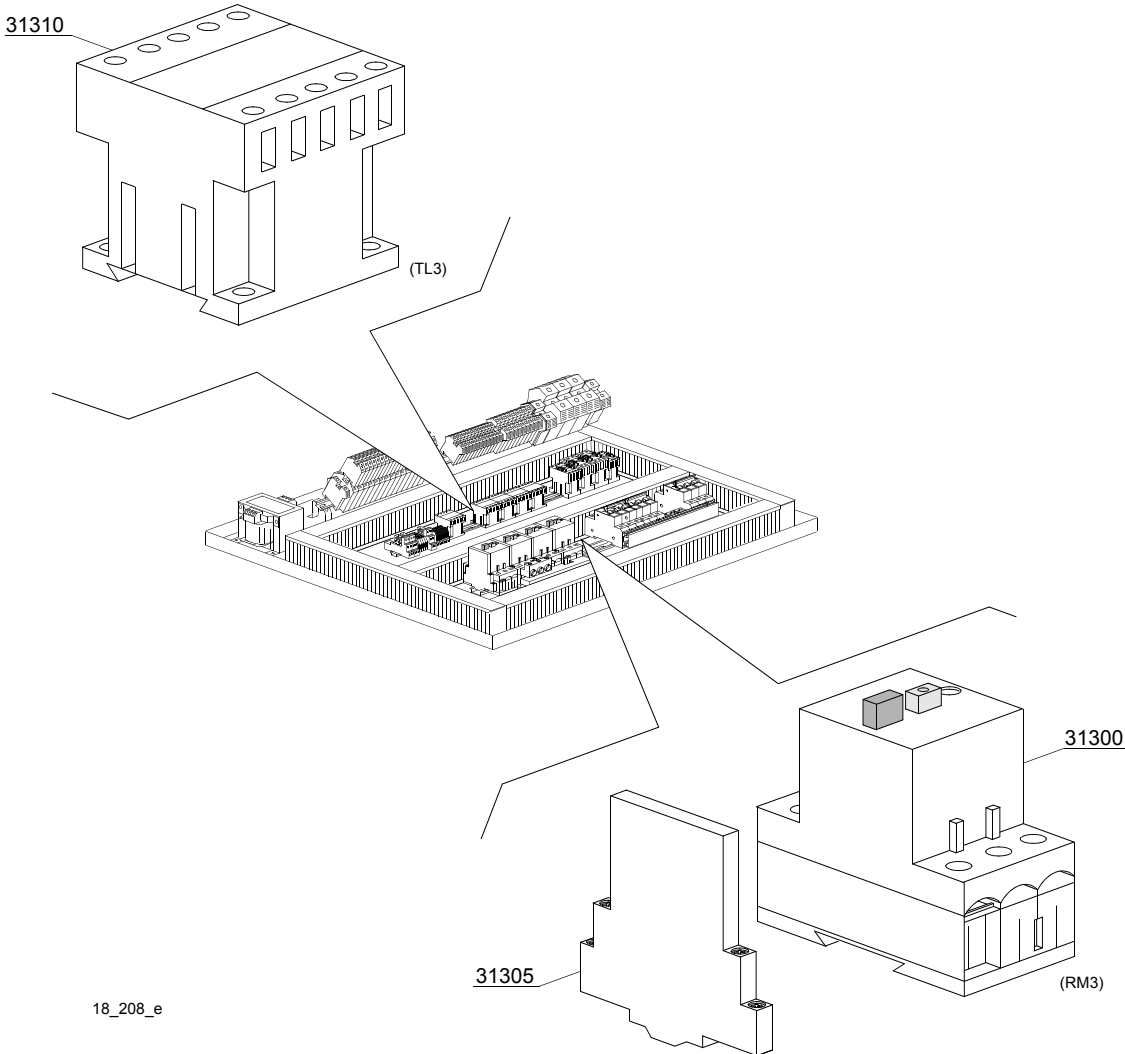
Spare parts

ID	P-code	SN from	SN to	Mod.	Acces.	Volt	Description
Module:Steam condenser LC91 - part 2							
9900	3000125		-	em,e,uw			Impeller fan
9905	3009106		-	em,e,uw			Motor holder
9910	3000120		-	em,e,uw		A	Motor - 0,18KW 4P 230/400V 50HZ
9915	13329		-	em,e,uw			Fairlead
9920	3009079		-	em,e,uw			Steam condenser base
9925	12023		-	em,e,uw			Hose holder
9930	3002139		-	em,e,uw			Elbow
9935	3000155		-	em,e,uw			Heating recovery battery
9940	15184		-	em,e,uw			Cable

em=ELECTROMECHANICAL SWITCHES, e=ELECTRONICAL SWITCHES, uw=LOWER AND UPPER WASHER
72=72

sc9=STEAM CONDENSER - LC 91, csa=CONVEYOR SPEED ADJUSTING - LC 101, d92=DRYER - LC 90/2,
d929=DRYER - LC 90/900, cw=ADDITIONAL BOILER FOR COLD WATER SUPPLY, dvgw=DVGW VALVE SYSTEM,
ti=TANK INSULATION, ds=DOUBLE SKIN, bp=BOOSTER PUMP, sdn3=DISPENSER SYSTEM SDN-3

A=3/N/PE~380-400V 50-60Hz, D=3/PE~200-210V 50-60Hz, F=2/PE~220-240V 50-60Hz, G=3/N/PE~415V 50-60Hz,
H=3/PE~220-230V 50-60Hz, K=3/PE~380-400V 50-60Hz, L=3/PE~415V 50-60Hz, M=3/PE~440V 60Hz, P=1/N/PE~220-
230V 50-60Hz, R=2/PE~220-240V 50-60Hz, U=1/N/PE~240V 50-60Hz, V=3/PE~240V 50-60Hz, W=1/N/PE~100-110V
50-60Hz



18_208_e

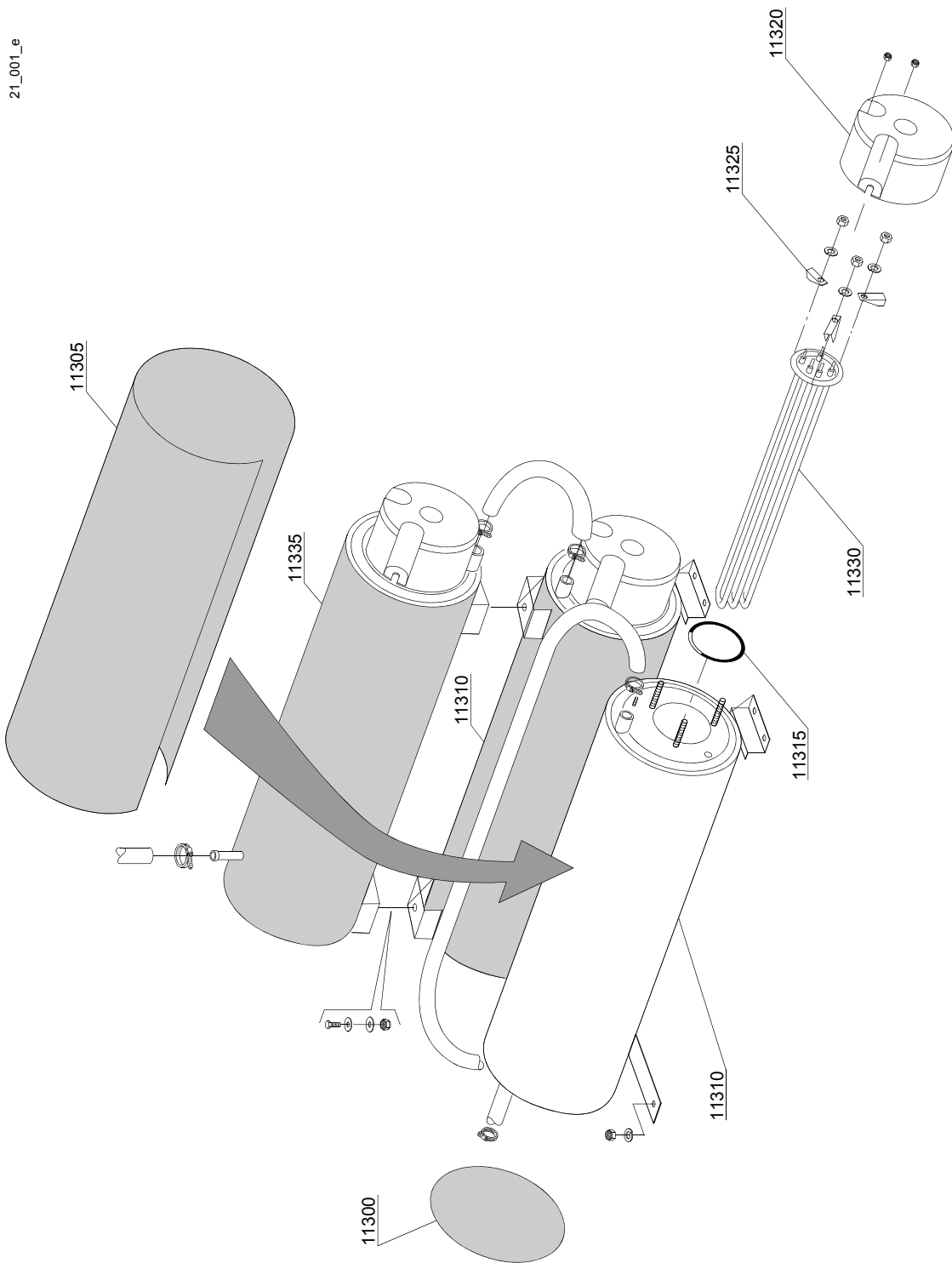
Spare parts

ID	P-code	SN from	SN to	Mod.	Acces.	Volt	Description
Module:Steam condenser - part 3							
31300	2000390		-	em,e,uw		A	Motorprotector 1 - 1.6A
31305	3006080		-	em,e,uw		A	Auxiliary contact LMS25
31310	2000370		-	em,e,uw		A	Contactora MC9

em=ELECTROMECHANICAL SWITCHES, e=ELECTRONICAL SWITCHES, uw=LOWER AND UPPER WASHER
72=72

sc9=STEAM CONDENSER - LC 91, csa=CONVEYOR SPEED ADJUSTING - LC 101, d92=DRYER - LC 90/2,
d929=DRYER - LC 90/900, cw=ADDITIONAL BOILER FOR COLD WATER SUPPLY, dvgw=DVGW VALVE SYSTEM,
ti=TANK INSULATION, ds=DOUBLE SKIN, bp=BOOSTER PUMP, sdn3=DISPENSER SYSTEM SDN-3

A=3/N/PE~380-400V 50-60Hz, D=3/PE~200-210V 50-60Hz, F=2/PE~220-240V 50-60Hz, G=3/N/PE~415V 50-60Hz,
H=3/PE~220-230V 50-60Hz, K=3/PE~380-400V 50-60Hz, L=3/PE~415V 50-60Hz, M=3/PE~440V 60Hz, P=1/N/PE~220-
230V 50-60Hz, R=2/PE~220-240V 50-60Hz, U=1/N/PE~240V 50-60Hz, V=3/PE~240V 50-60Hz, W=1/N/PE~100-110V
50-60Hz



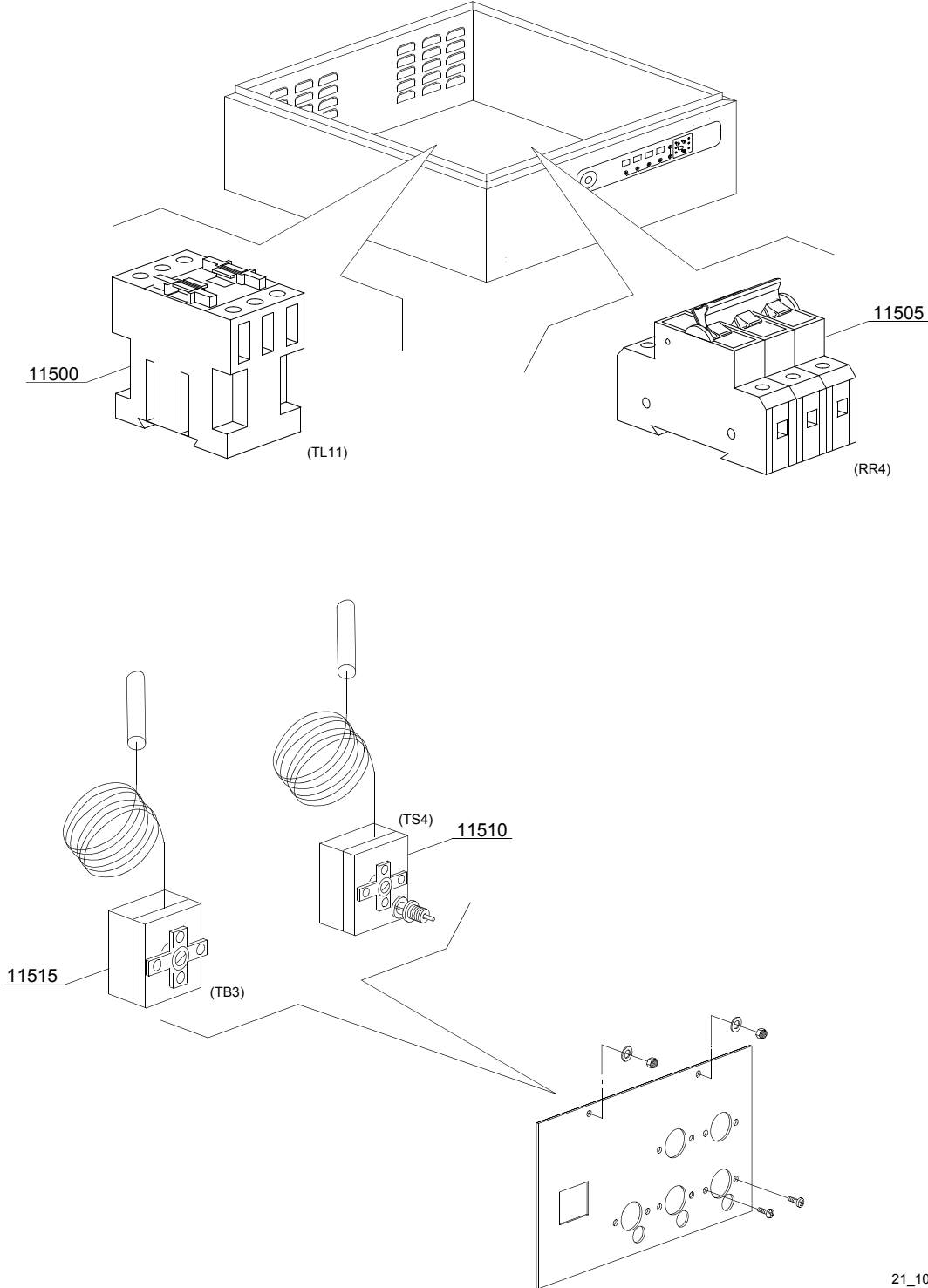
Spare parts

ID	P-code	SN from	SN to	Mod.	Acces.	Volt	Description
Module:Additional boiler components							
11300	75205		-	em,e,uw			Bottom boiler insulating
11305	30002030		-	em,e,uw			Boiler insulating
11310	3007012		-	em,e,uw			Inferiour Boiler
11315	13015		-	em,e,uw			O-ring 160 (6225)
11320	75311		-	em,e,uw			Heating element cover
11325	16045		-	em,e,uw			Heating element support Ø6,3
11330	30001010		-	em,e,uw		A	Heating element 6kW
11330	30001011		-	em,e,uw		A	Heating element 9kW
11330	30001011/A		-	em,e,uw		A	Heating element 12kW
11330	30001011/B		-	em,e,uw		A	Heating element 14kW
11335	3007013		-	em,e,uw			Upper Boiler

em=ELECTROMECHANICAL SWITCHES, e=ELECTRONICAL SWITCHES, uw=LOWER AND UPPER WASHER
72=72

sc9=STEAM CONDENSER - LC 91, csa=CONVEYOR SPEED ADJUSTING - LC 101, d92=DRYER - LC 90/2,
d929=DRYER - LC 90/900, cw=ADDITIONAL BOILER FOR COLD WATER SUPPLY, dvgw=DVGW VALVE SYSTEM,
ti=TANK INSULATION, ds=DOUBLE SKIN, bp=BOOSTER PUMP, sdn3=DISPENSER SYSTEM SDN-3

A=3/N/PE~380-400V 50-60Hz, D=3/PE~200-210V 50-60Hz, F=2/PE~220-240V 50-60Hz, G=3/N/PE~415V 50-60Hz,
H=3/PE~220-230V 50-60Hz, K=3/PE~380-400V 50-60Hz, L=3/PE~415V 50-60Hz, M=3/PE~440V 60Hz, P=1/N/PE~220-
230V 50-60Hz, R=2/PE~220-240V 50-60Hz, U=1/N/PE~240V 50-60Hz, V=3/PE~240V 50-60Hz, W=1/N/PE~100-110V
50-60Hz



21_101_€

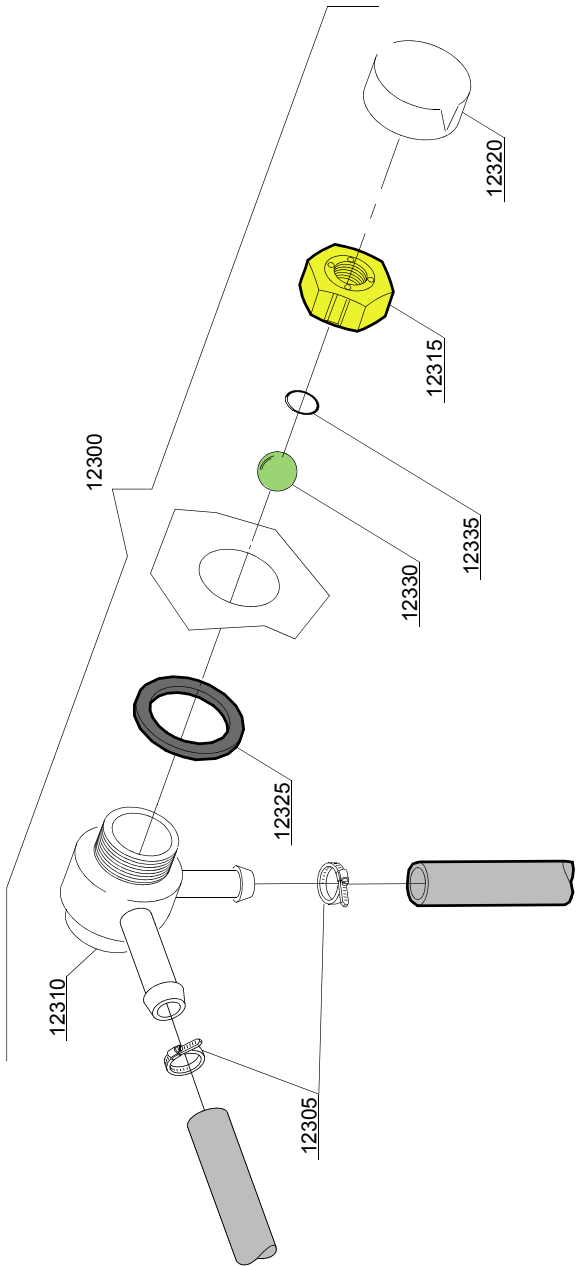
Spare parts

ID	P-code	SN from	SN to	Mod.	Acces.	Volt	Description
Module: Additional boiler: electrical components							
11500	2000380		-	em,e,uw		A	Contacteur BF12 (heating element < 9 kW)
11500	2000385		-	em,e,uw		A	Contacteur BF20 (heating element > 9 kW)
11505	2000403		-	em,e,uw		A	Automatic fuse C20 (heating element < 9 kW)
11505	2000404		-	em,e,uw		A	Automatic fuse C25 (heating element > 9 kW)
11510	2000430		-	em,e,uw			Safety thermostat
11515	10707/1		-	em,e,uw			Thermostat 0 - 90° (TB2)

em=ELECTROMECHANICAL SWITCHES, e=ELECTRONICAL SWITCHES, uw=LOWER AND UPPER WASHER
72=72

sc9=STEAM CONDENSER - LC 91, csa=CONVEYOR SPEED ADJUSTING - LC 101, d92=DRYER - LC 90/2,
d929=DRYER - LC 90/900, cw=ADDITIONAL BOILER FOR COLD WATER SUPPLY, dvgw=DVGW VALVE SYSTEM,
ti=TANK INSULATION, ds=DOUBLE SKIN, bp=BOOSTER PUMP, sdn3=DISPENSER SYSTEM SDN-3

A=3/N/PE~380-400V 50-60Hz, D=3/PE~200-210V 50-60Hz, F=2/PE~220-240V 50-60Hz, G=3/N/PE~415V 50-60Hz,
H=3/PE~220-230V 50-60Hz, K=3/PE~380-400V 50-60Hz, L=3/PE~415V 50-60Hz, M=3/PE~440V 60Hz, P=1/N/PE~220-
230V 50-60Hz, R=2/PE~220-240V 50-60Hz, U=1/N/PE~240V 50-60Hz, V=3/PE~240V 50-60Hz, W=1/N/PE~100-110V
50-60Hz



22_002ae

Spare parts

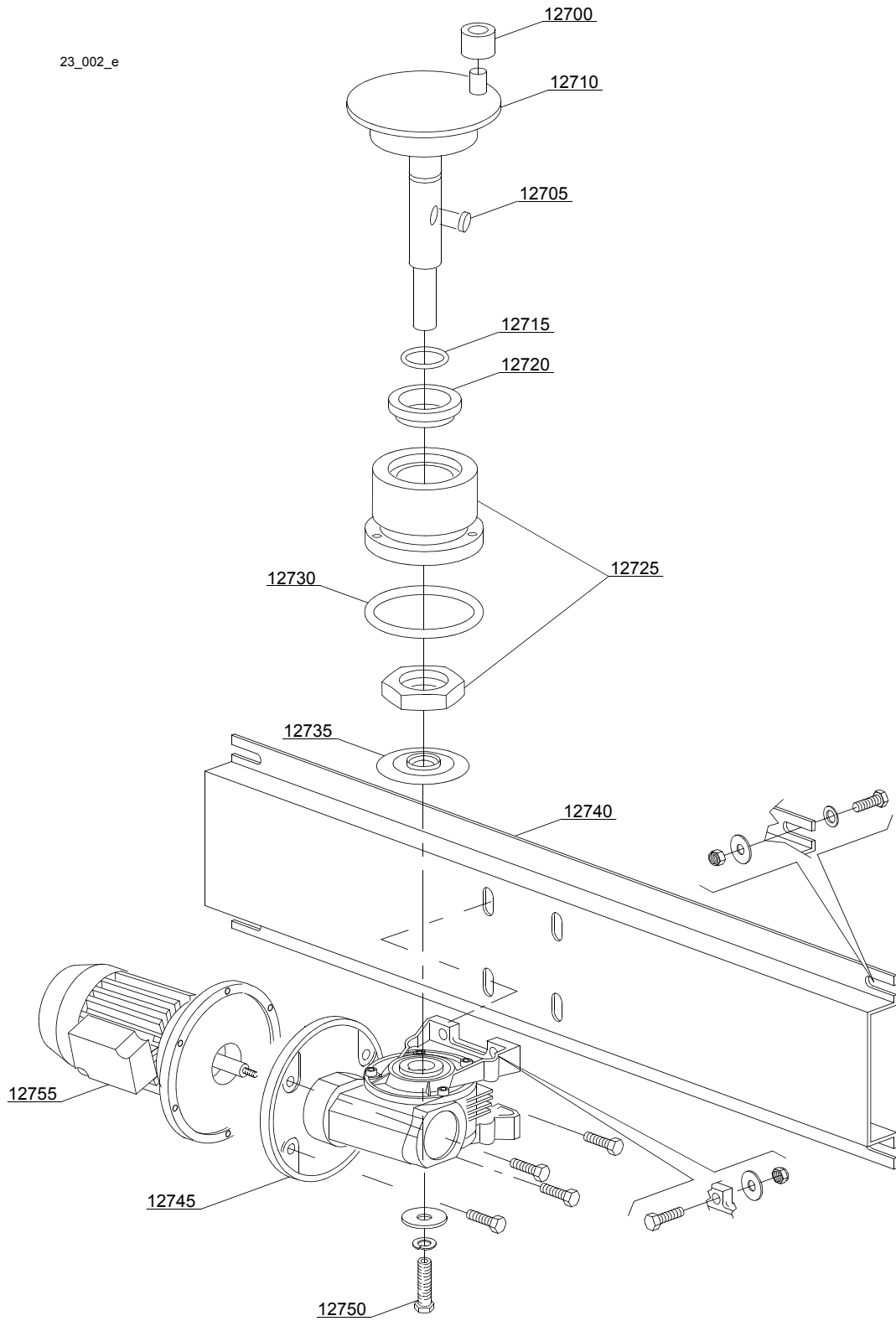
ID	P-code	SN from	SN to	Mod.	Acces.	Volt	Description
Module:DVGW valve							
12300	9891710		-	em,e,uw			DVGW valvola assembly
12305	11807		-	em,e,uw			Clamp aisi430 12/22
12310	15280		-	em,e,uw			Valve body center
12315	15281		-	em,e,uw			Flat valve
12320	15282		-	em,e,uw			Flat valve cover
12325	15283		-	em,e,uw			Valve gasket
12330	15284		-	em,e,uw			Sphere
12335	15285		-	em,e,uw			O-ring 115 KTW

em=ELECTROMECHANICAL SWITCHES, e=ELECTRONICAL SWITCHES, uw=LOWER AND UPPER WASHER
72=72

sc9=STEAM CONDENSER - LC 91, csa=CONVEYOR SPEED ADJUSTING - LC 101, d92=DRYER - LC 90/2,
d929=DRYER - LC 90/900, cw=ADDITIONAL BOILER FOR COLD WATER SUPPLY, dvgw=DVGW VALVE SYSTEM,
ti=TANK INSULATION, ds=DOUBLE SKIN, bp=BOOSTER PUMP, sdn3=DISPENSER SYSTEM SDN-3

A=3/N/PE~380-400V 50-60Hz, D=3/PE~200-210V 50-60Hz, F=2/PE~220-240V 50-60Hz, G=3/N/PE~415V 50-60Hz,
H=3/PE~220-230V 50-60Hz, K=3/PE~380-400V 50-60Hz, L=3/PE~415V 50-60Hz, M=3/PE~440V 60Hz, P=1/N/PE~220-
230V 50-60Hz, R=2/PE~220-240V 50-60Hz, U=1/N/PE~240V 50-60Hz, V=3/PE~240V 50-60Hz, W=1/N/PE~100-110V
50-60Hz

23_002_e



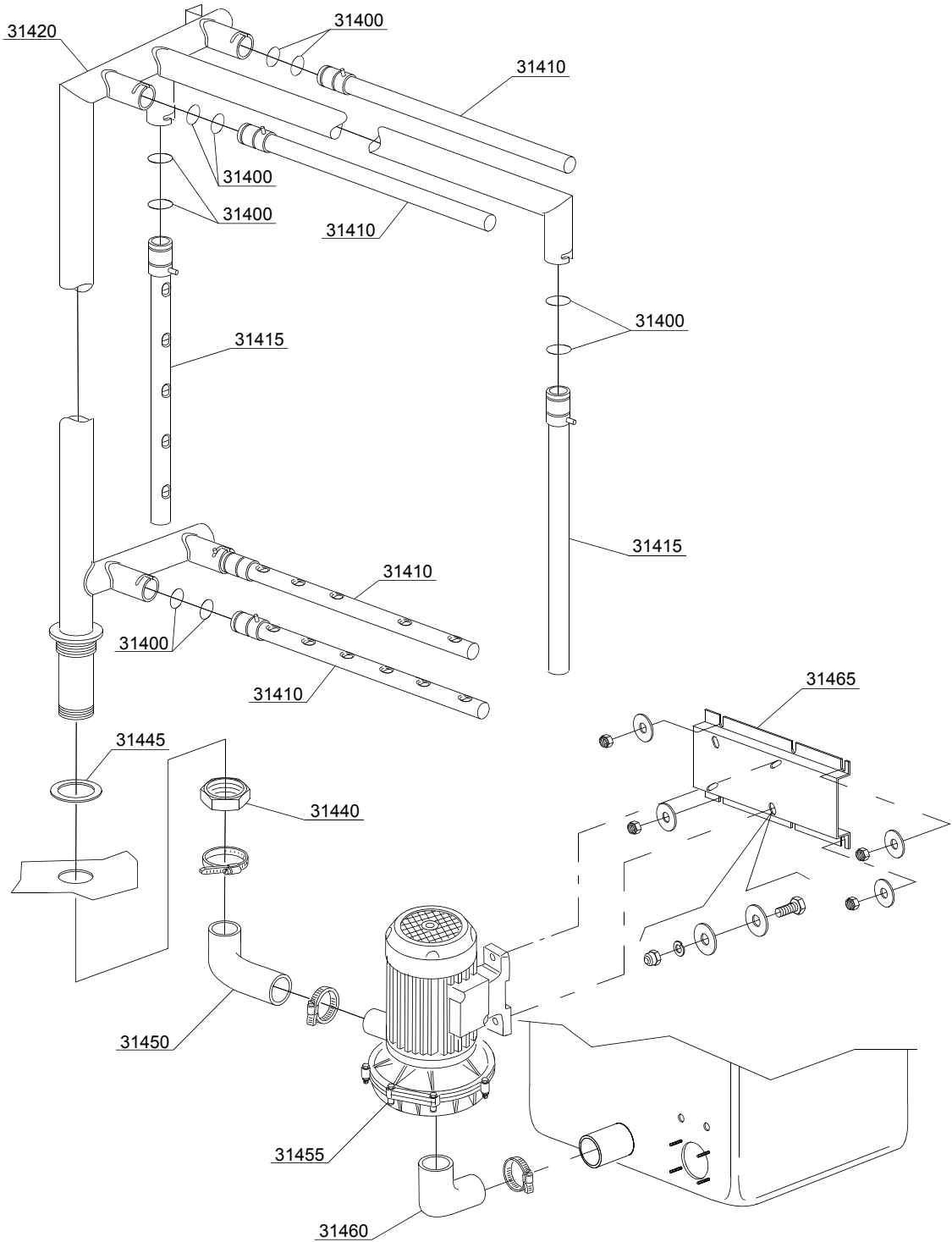
Spare parts

ID	P-code	SN from	SN to	Mod.	Acces.	Volt	Description
Module:Motorgear components module 1300							
12700	3003012		-	em,e,uw			Conveyor roller
12705	2001046		-	em,e,uw			Key
12710	3003116		-	em,e,uw			Crank shaft
12715	13023		-	em,e,uw			O-ring 131 (4093)
12720	13024		-	em,e,uw			Oil splash guard DEM 40 TC 30x42x7 with spring
12725	3004131		-	em,e,uw			Coupling part serie
12730	13015		-	em,e,uw			O-ring 160 (6225)
12735	3004161		-	em,e,uw			Protection disk
12740	3009060		-	em,e,uw			Motorgear support
12745	3000216		-	em,e,uw			Gear right 1:36
12745	3000217		-	em,e,uw			Gear left 1:36
12745	3000218		-	em,e,uw			Gear right 1:28
12745	3000219		-	em,e,uw			Gear left 1:28
12750	11165		-	em,e,uw			Screw

em=ELECTROMECHANICAL SWITCHES, e=ELECTRONICAL SWITCHES, uw=LOWER AND UPPER WASHER
72=72

sc9=STEAM CONDENSER - LC 91, csa=CONVEYOR SPEED ADJUSTING - LC 101, d92=DRYER - LC 90/2,
d929=DRYER - LC 90/900, cw=ADDITIONAL BOILER FOR COLD WATER SUPPLY, dvgw=DVGW VALVE SYSTEM,
ti=TANK INSULATION, ds=DOUBLE SKIN, bp=BOOSTER PUMP, sdn3=DISPENSER SYSTEM SDN-3

A=3/N/PE~380-400V 50-60Hz, D=3/PE~200-210V 50-60Hz, F=2/PE~220-240V 50-60Hz, G=3/N/PE~415V 50-60Hz,
H=3/PE~220-230V 50-60Hz, K=3/PE~380-400V 50-60Hz, L=3/PE~415V 50-60Hz, M=3/PE~440V 60Hz, P=1/N/PE~220-
230V 50-60Hz, R=2/PE~220-240V 50-60Hz, U=1/N/PE~240V 50-60Hz, V=3/PE~240V 50-60Hz, W=1/N/PE~100-110V
50-60Hz



24_003_e

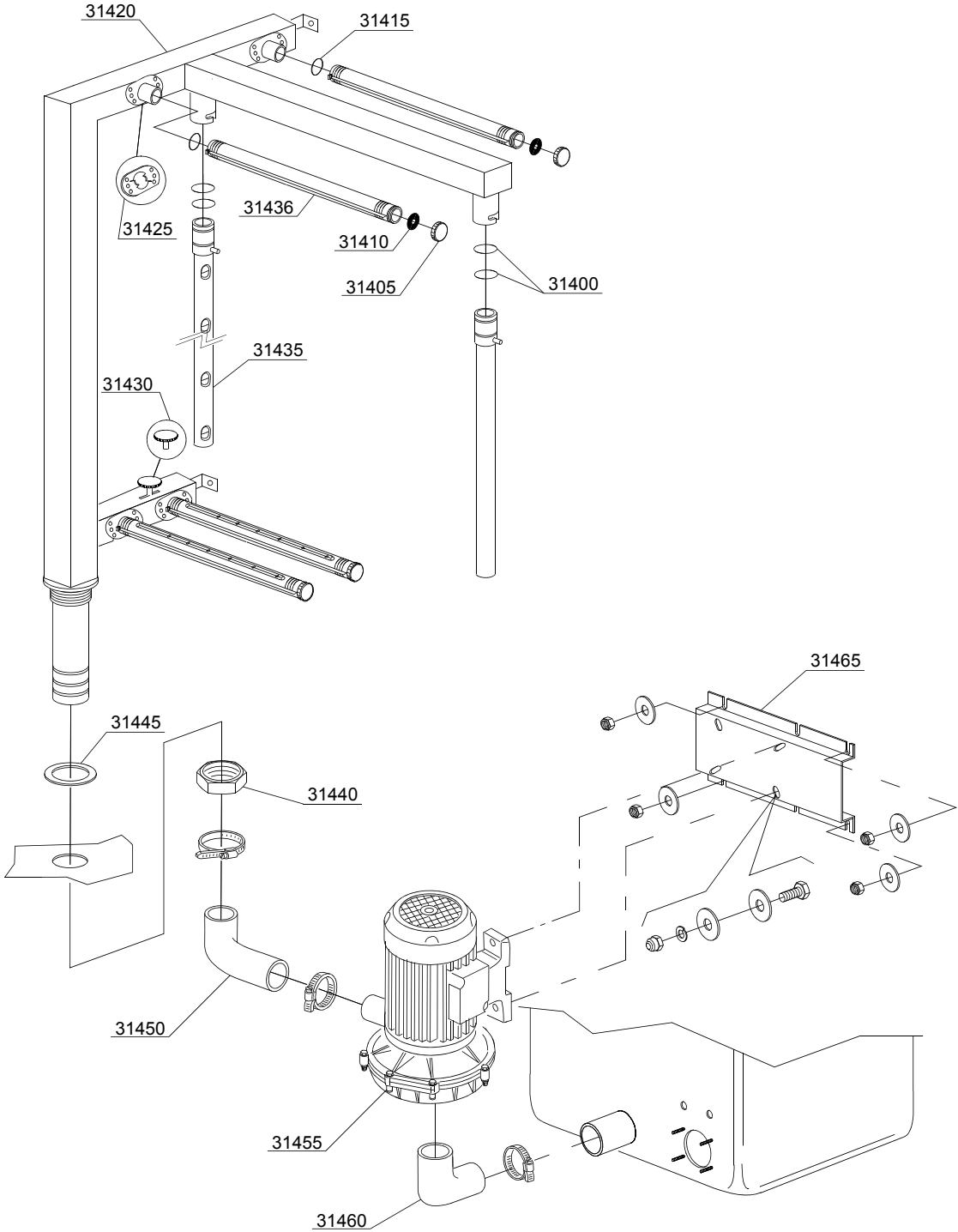
Spare parts

ID	P-code	SN from	SN to	Mod.	Acces.	Volt	Description
Module:Prewashing components							
31400	13000		-	em,e,uw			O-ring 3125
31410	3019080		-	em,e,uw			Horizontal wash arm
31415	3004141		-	em,e,uw			Vertical wash arm
31420	3004156		-	em,e,uw			Right wash ramp
31420	3004155		-	em,e,uw			Left wash ramp
31440	10600012		-	em,e,uw			Flat nut
31445	10200173/A		-	em,e,uw			Gasket 75x58x3
31450	3004025		-	em,e,uw			Elbow coupling press.
31455	22037		-	em,e,uw		A	Pump 1.5 kW
31455	22037/3		-	em,e,uw		A	Pump 1.5 kW - 60 Hz
31460	3002020		-	em,e,uw			Suction elbow coupling
31465	3009148		-	em,e,uw			Pump support

em=ELECTROMECHANICAL SWITCHES, e=ELECTRONICAL SWITCHES, uw=LOWER AND UPPER WASHER
72=72

sc9=STEAM CONDENSER - LC 91, csa=CONVEYOR SPEED ADJUSTING - LC 101, d92=DRYER - LC 90/2,
d929=DRYER - LC 90/900, cw=ADDITIONAL BOILER FOR COLD WATER SUPPLY, dvgw=DVGW VALVE SYSTEM,
ti=TANK INSULATION, ds=DOUBLE SKIN, bp=BOOSTER PUMP, sdn3=DISPENSER SYSTEM SDN-3

A=3/N/PE~380-400V 50-60Hz, D=3/PE~200-210V 50-60Hz, F=2/PE~220-240V 50-60Hz, G=3/N/PE~415V 50-60Hz,
H=3/PE~220-230V 50-60Hz, K=3/PE~380-400V 50-60Hz, L=3/PE~415V 50-60Hz, M=3/PE~440V 60Hz, P=1/N/PE~220-
230V 50-60Hz, R=2/PE~220-240V 50-60Hz, U=1/N/PE~240V 50-60Hz, V=3/PE~240V 50-60Hz, W=1/N/PE~100-110V
50-60Hz



24_003ae

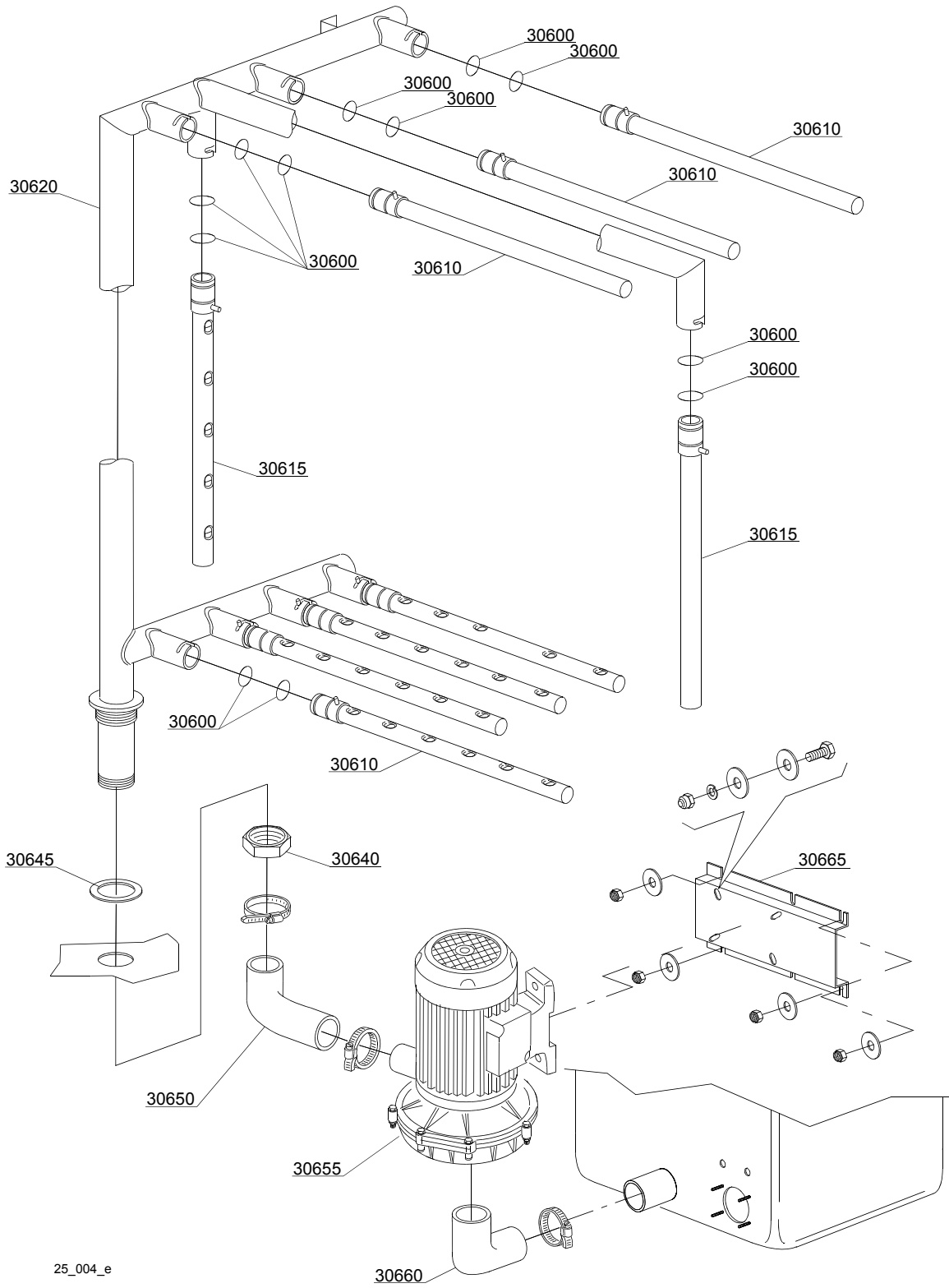
Spare parts

ID	P-code	SN from	SN to	Mod.	Acces.	Volt	Description
Module:Prewashing components							
31400	13000		-	em,e,uw			O-ring 3125
31405	80304		-	em,e,uw			Arm plug
31410	80305		-	em,e,uw			Gasket
31415	13028		-	em,e,uw			O-ring 3,6x30,8x38 R-23
31420	3004155		-	em,e,uw			Right prewash ramp
31420	3004156		-	em,e,uw			Left prewash ramp
31425	3004148		-	em,e,uw			Arm connection flange
31430	3004146		-	em,e,uw			Water flow adjuster
31435	3004141		-	em,e,uw			Vertical wash arm
31436	3004147		-	em,e,uw			Wash arm
31440	10600012		-	em,e,uw			Flat nut
31445	10200173/A		-	em,e,uw			Gasket 75x58x3
31450	3004025		-	em,e,uw			Elbow coupling press.
31455	22037		-	em,e,uw		A	Pump 1.5 kW
31455	22037/3		-	em,e,uw		A	Pump 1.5 kW - 60 Hz
31460	3002020		-	em,e,uw			Suction elbow coupling
31465	3009148		-	em,e,uw			Pump support

em=ELECTROMECHANICAL SWITCHES, e=ELECTRONICAL SWITCHES, uw=LOWER AND UPPER WASHER
72=72

sc9=STEAM CONDENSER - LC 91, csa=CONVEYOR SPEED ADJUSTING - LC 101, d92=DRYER - LC 90/2,
d929=DRYER - LC 90/900, cw=ADDITIONAL BOILER FOR COLD WATER SUPPLY, dvgw=DVGW VALVE SYSTEM,
ti=TANK INSULATION, ds=DOUBLE SKIN, bp=BOOSTER PUMP, sdn3=DISPENSER SYSTEM SDN-3

A=3/N/PE~380-400V 50-60Hz, D=3/PE~200-210V 50-60Hz, F=2/PE~220-240V 50-60Hz, G=3/N/PE~415V 50-60Hz,
H=3/PE~220-230V 50-60Hz, K=3/PE~380-400V 50-60Hz, L=3/PE~415V 50-60Hz, M=3/PE~440V 60Hz, P=1/N/PE~220-
230V 50-60Hz, R=2/PE~220-240V 50-60Hz, U=1/N/PE~240V 50-60Hz, V=3/PE~240V 50-60Hz, W=1/N/PE~100-110V
50-60Hz



25_004_e

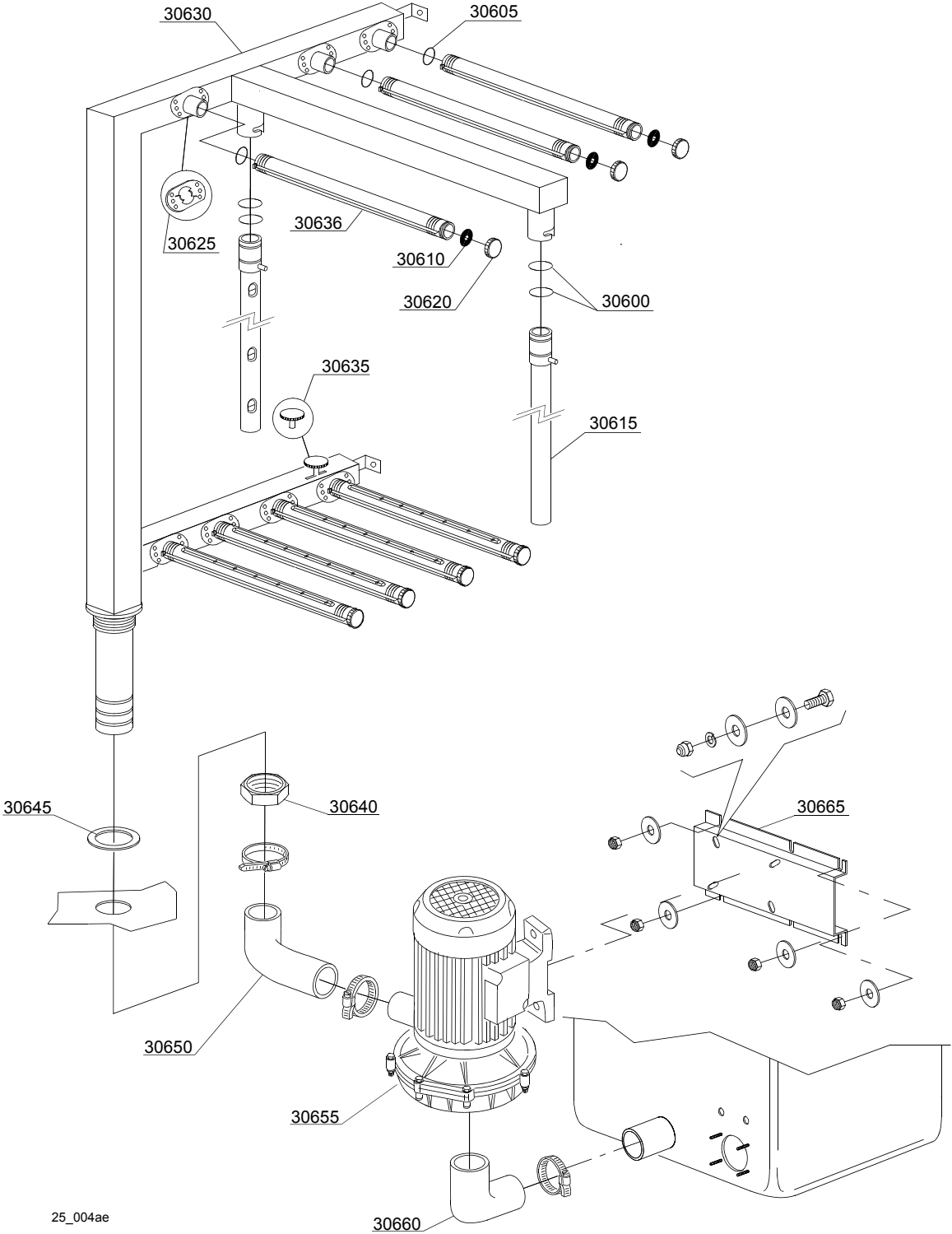
Spare parts

ID	P-code	SN from	SN to	Mod.	Acces.	Volt	Description
Module: Washing components							
30600	13000		-	em,e,uw			O-ring 3125
30610	3019080		-	em,e,uw			Horizontal wash arm
30615	3004141		-	em,e,uw			Vertical wash arm
30620	3004055		-	em,e,uw			Right wash ramp
30620	3004056		-	em,e,uw			Left wash ramp
30640	10600012		-	em,e,uw			Flat nut
30645	10200173/A		-	em,e,uw			Gasket 75x58x3
30650	3004025		-	em,e,uw			Elbow coupling press.
30655	88106		-	em,e,uw		A	Pump 2 kW
30655	88106/B		-	em,e,uw		H	Pump 2 kW - 220/380-415 V 60Hz
30655	88106/E		-	em,e,uw			Pump 2 kW - 240/415 V 50Hz
30660	3002020		-	em,e,uw			Suction elbow coupling
30665	3009148		-	em,e,uw			Pump support

em=ELECTROMECHANICAL SWITCHES, e=ELECTRONICAL SWITCHES, uw=LOWER AND UPPER WASHER
72=72

sc9=STEAM CONDENSER - LC 91, csa=CONVEYOR SPEED ADJUSTING - LC 101, d92=DRYER - LC 90/2,
d929=DRYER - LC 90/900, cw=ADDITIONAL BOILER FOR COLD WATER SUPPLY, dvgw=DVGW VALVE SYSTEM,
ti=TANK INSULATION, ds=DOUBLE SKIN, bp=BOOSTER PUMP, sdn3=DISPENSER SYSTEM SDN-3

A=3/N/PE~380-400V 50-60Hz, D=3/PE~200-210V 50-60Hz, F=2/PE~220-240V 50-60Hz, G=3/N/PE~415V 50-60Hz,
H=3/PE~220-230V 50-60Hz, K=3/PE~380-400V 50-60Hz, L=3/PE~415V 50-60Hz, M=3/PE~440V 60Hz, P=1/N/PE~220-
230V 50-60Hz, R=2/PE~220-240V 50-60Hz, U=1/N/PE~240V 50-60Hz, V=3/PE~240V 50-60Hz, W=1/N/PE~100-110V
50-60Hz



25_004ae

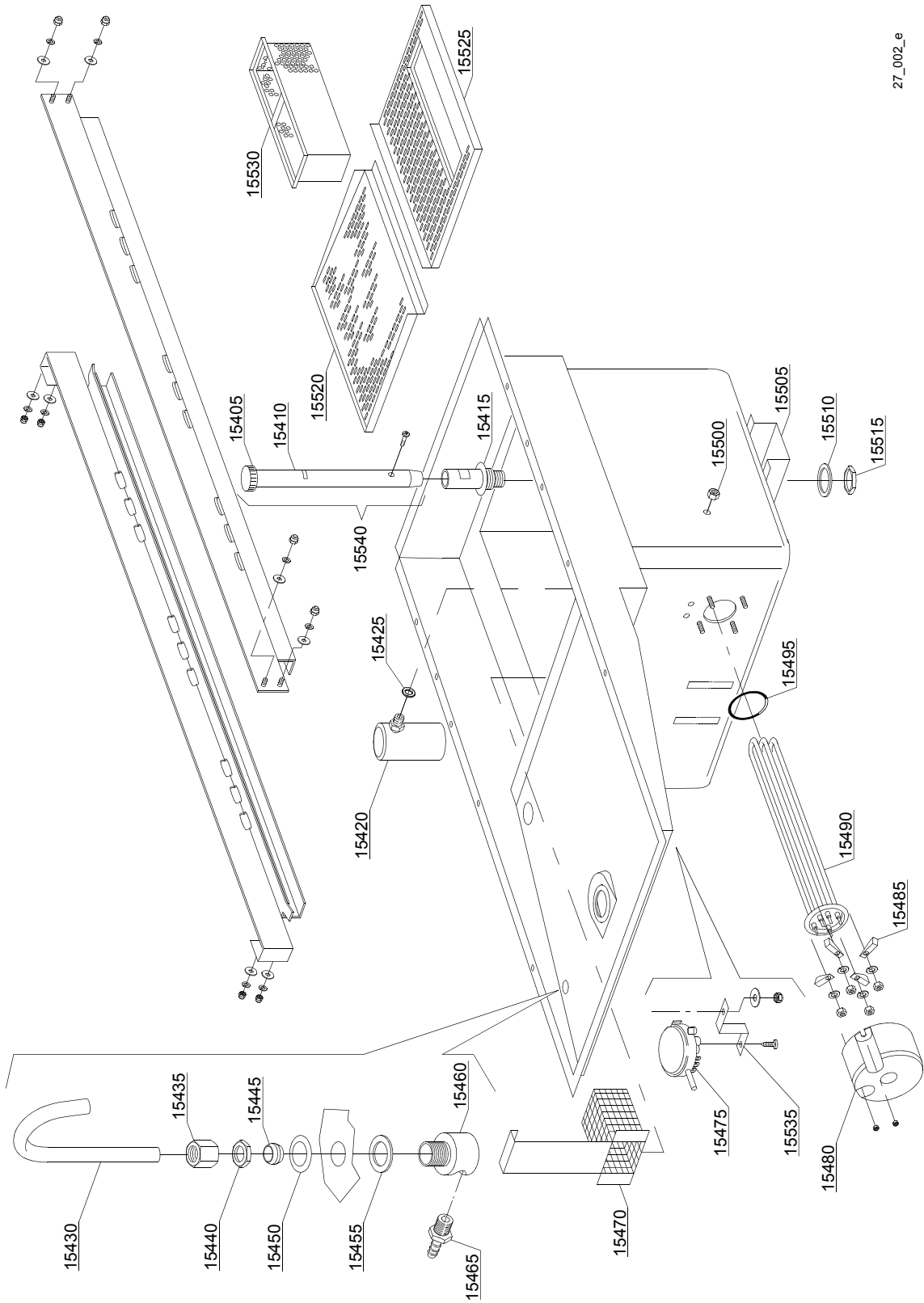
Spare parts

ID	P-code	SN from	SN to	Mod.	Acces.	Volt	Description
Module: Washing components							
30600	13000		-	em,e,uw			O-ring 3125
30605	13028		-	em,e,uw			O-ring 3,6x30,8x38 R-23
30610	80305		-	em,e,uw			Gasket
30615	3004141		-	em,e,uw			Vertical wash arm
30620	80304		-	em,e,uw			Arm plug
30625	3004148		-	em,e,uw			Arm connection flange
30630	3004055		-	em,e,uw			Right wash ramp
30630	3004056		-	em,e,uw			Left wash ramp
30636	3004147		-	em,e,uw			Wash arm
30640	10600012		-	em,e,uw			Flat nut
30645	10200173/A		-	em,e,uw			Gasket 75x58x3
30650	3004025		-	em,e,uw			Elbow coupling press.
30655	88106		-	em,e,uw		A	Pump 2 kW
30655	88106/B		-	em,e,uw		H	Pump 2 kW - 220/380-415 V 60Hz
30655	88106/E		-	em,e,uw			Pump 2 kW - 240/415 V 50Hz
30660	3002020		-	em,e,uw			Suction elbow coupling
30665	3009148		-	em,e,uw			Pump support

em=ELECTROMECHANICAL SWITCHES, e=ELECTRONICAL SWITCHES, uw=LOWER AND UPPER WASHER
72=72

sc9=STEAM CONDENSER - LC 91, csa=CONVEYOR SPEED ADJUSTING - LC 101, d92=DRYER - LC 90/2,
d929=DRYER - LC 90/900, cw=ADDITIONAL BOILER FOR COLD WATER SUPPLY, dvgw=DVGW VALVE SYSTEM,
ti=TANK INSULATION, ds=DOUBLE SKIN, bp=BOOSTER PUMP, sdn3=DISPENSER SYSTEM SDN-3

A=3/N/PE~380-400V 50-60Hz, D=3/PE~200-210V 50-60Hz, F=2/PE~220-240V 50-60Hz, G=3/N/PE~415V 50-60Hz,
H=3/PE~220-230V 50-60Hz, K=3/PE~380-400V 50-60Hz, L=3/PE~415V 50-60Hz, M=3/PE~440V 60Hz, P=1/N/PE~220-
230V 50-60Hz, R=2/PE~220-240V 50-60Hz, U=1/N/PE~240V 50-60Hz, V=3/PE~240V 50-60Hz, W=1/N/PE~100-110V
50-60Hz



27_002_e

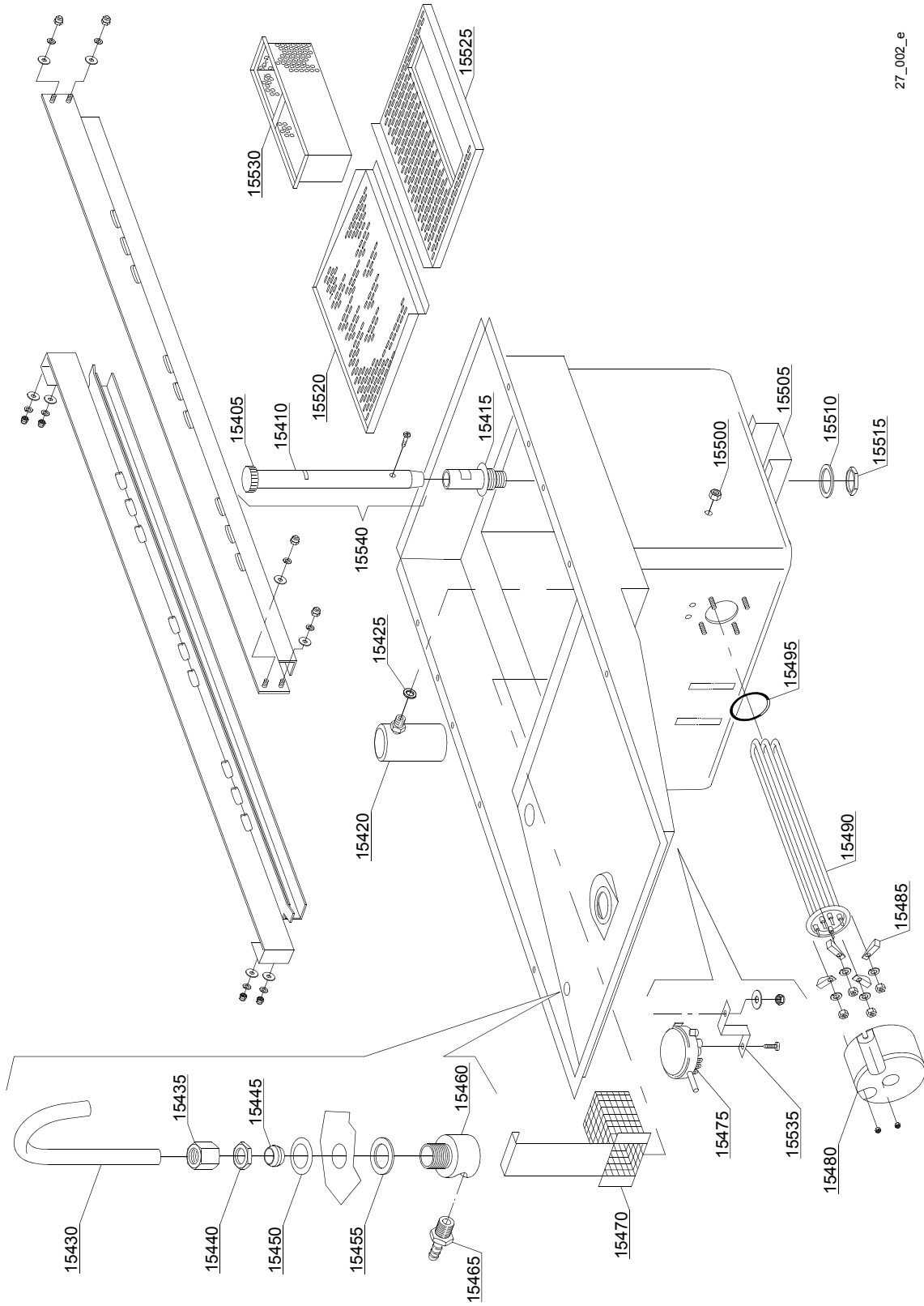
Spare parts

ID	P-code	SN from	SN to	Mod.	Acces.	Volt	Description
Module:Internal components washing module 1300							
15405	88105		-	em,e,uw			Overflow pipe plug
15410	2000477		-	em,e,uw			Overflow pipe
15410	3004094		-	em,e,uw			Overflow pipe
15415	3004099		-	em,e,uw			Overflow device support
15420	80106		-	em,e,uw			Air trap
15425	13301		-	em,e,uw			Gasket ROLMART 14x8x1.5
15430	3004054		-	em,e,uw			Inlet pipe
15435	10600016		-	em,e,uw			Nut
15440	10200101		-	em,e,uw			Nut
15445	10200182		-	em,e,uw			Cone
15450	3009387		-	em,e,uw			Washer
15455	10200171		-	em,e,uw			Gasket FASIT 25x17x2
15460	80231		-	em,e,uw			Fitting
15465	12005		-	em,e,uw			Hose holder
15470	3019071		-	em,e,uw			Pump suction-filter
15475	88110		-	em,e,uw			Pressure switch (260-30)
15480	75311		-	em,e,uw			Heating element cover
15485	16045		-	em,e,uw			Heating element support Ø6.3
15490	30001011		-	em,e,uw		A	Heating element 9kW
15490	30001011/A		-	em,e,uw		A	Heating element 12kW
15490	30001011/B		-	em,e,uw		A	Heating element 14kW
15495	13015		-	em,e,uw			O-ring 160 (6225)
15500	11702		-	em,e,uw			Nut
15505	3009299		-	em,e,uw			Tank support
15510	10200173		-	em,e,uw			Gasket 75x58x3
15515	10600012		-	em,e,uw			Flat nut
15520	3009567		-	em,e,uw			Strainer plate, back
15525	3019074		-	em,e,uw			Strainer plate front

em=ELECTROMECHANICAL SWITCHES, e=ELECTRONICAL SWITCHES, uw=LOWER AND UPPER WASHER
72=72

sc9=STEAM CONDENSER - LC 91, csa=CONVEYOR SPEED ADJUSTING - LC 101, d92=DRYER - LC 90/2,
d929=DRYER - LC 90/900, cw=ADDITIONAL BOILER FOR COLD WATER SUPPLY, dvgw=DVGW VALVE SYSTEM,
ti=TANK INSULATION, ds=DOUBLE SKIN, bp=BOOSTER PUMP, sdn3=DISPENSER SYSTEM SDN-3

A=3/N/PE~380-400V 50-60Hz, D=3/PE~200-210V 50-60Hz, F=2/PE~220-240V 50-60Hz, G=3/N/PE~415V 50-60Hz,
H=3/PE~220-230V 50-60Hz, K=3/PE~380-400V 50-60Hz, L=3/PE~415V 50-60Hz, M=3/PE~440V 60Hz, P=1/N/PE~220-
230V 50-60Hz, R=2/PE~220-240V 50-60Hz, U=1/N/PE~240V 50-60Hz, V=3/PE~240V 50-60Hz, W=1/N/PE~100-110V
50-60Hz



27_002_e

Spare parts

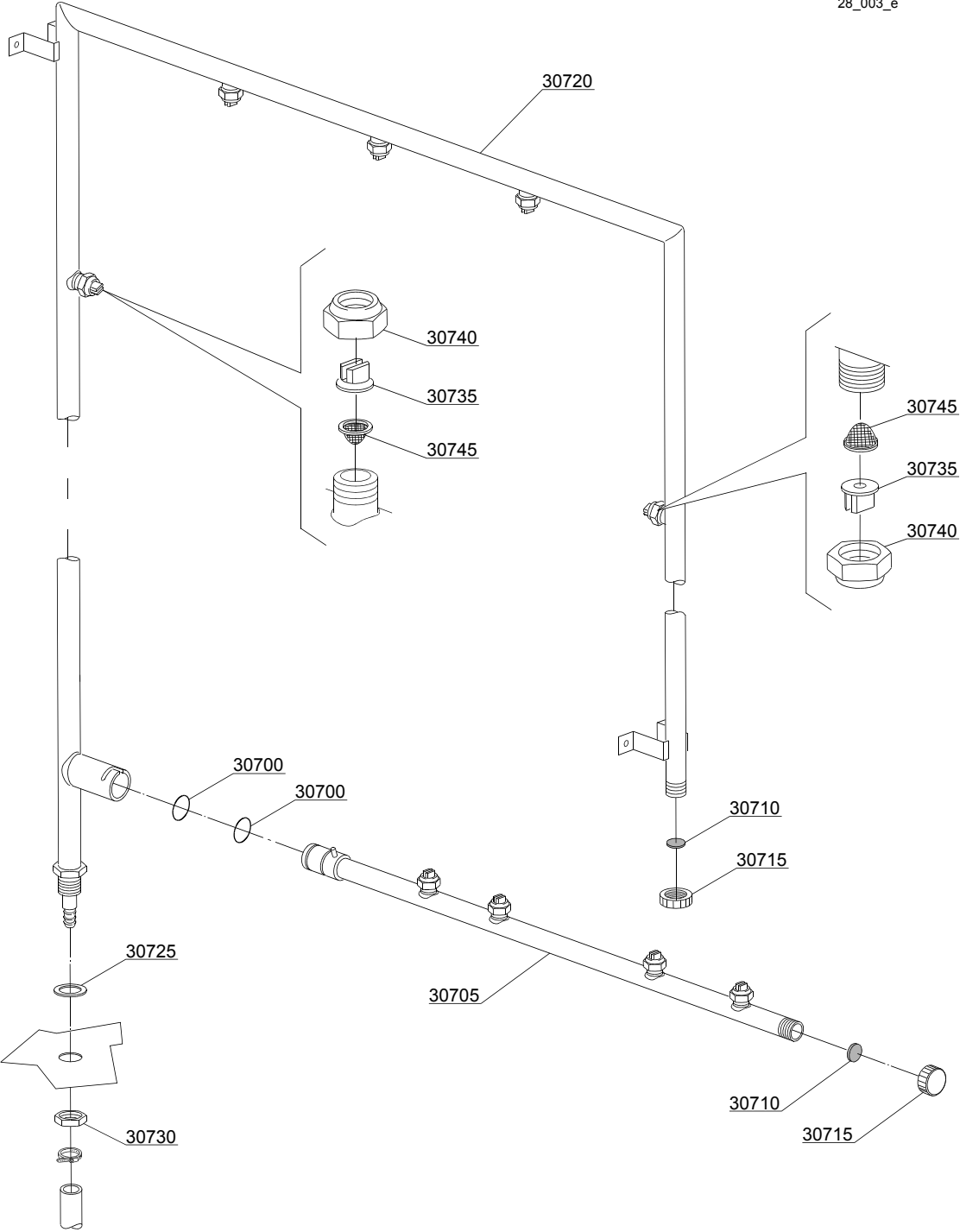
ID	P-code	SN from	SN to	Mod.	Acces.	Volt	Description
Module: Internal components washing module 1300							
15530	3019065		-	em,e,uw			Scrap tray
15535	3009363		-	em,e,uw			Pressure switch support
15540	3004101			em,e,uw			Overflow pipe assembly

em=ELECTROMECHANICAL SWITCHES, e=ELECTRONICAL SWITCHES, uw=LOWER AND UPPER WASHER
72=72

sc9=STEAM CONDENSER - LC 91, csa=CONVEYOR SPEED ADJUSTING - LC 101, d92=DRYER - LC 90/2,
d929=DRYER - LC 90/900, cw=ADDITIONAL BOILER FOR COLD WATER SUPPLY, dvgw=DVGW VALVE SYSTEM,
ti=TANK INSULATION, ds=DOUBLE SKIN, bp=BOOSTER PUMP, sdn3=DISPENSER SYSTEM SDN-3

A=3/N/PE~380-400V 50-60Hz, D=3/PE~200-210V 50-60Hz, F=2/PE~220-240V 50-60Hz, G=3/N/PE~415V 50-60Hz,
H=3/PE~220-230V 50-60Hz, K=3/PE~380-400V 50-60Hz, L=3/PE~415V 50-60Hz, M=3/PE~440V 60Hz, P=1/N/PE~220-
230V 50-60Hz, R=2/PE~220-240V 50-60Hz, U=1/N/PE~240V 50-60Hz, V=3/PE~240V 50-60Hz, W=1/N/PE~100-110V
50-60Hz

28_003_e



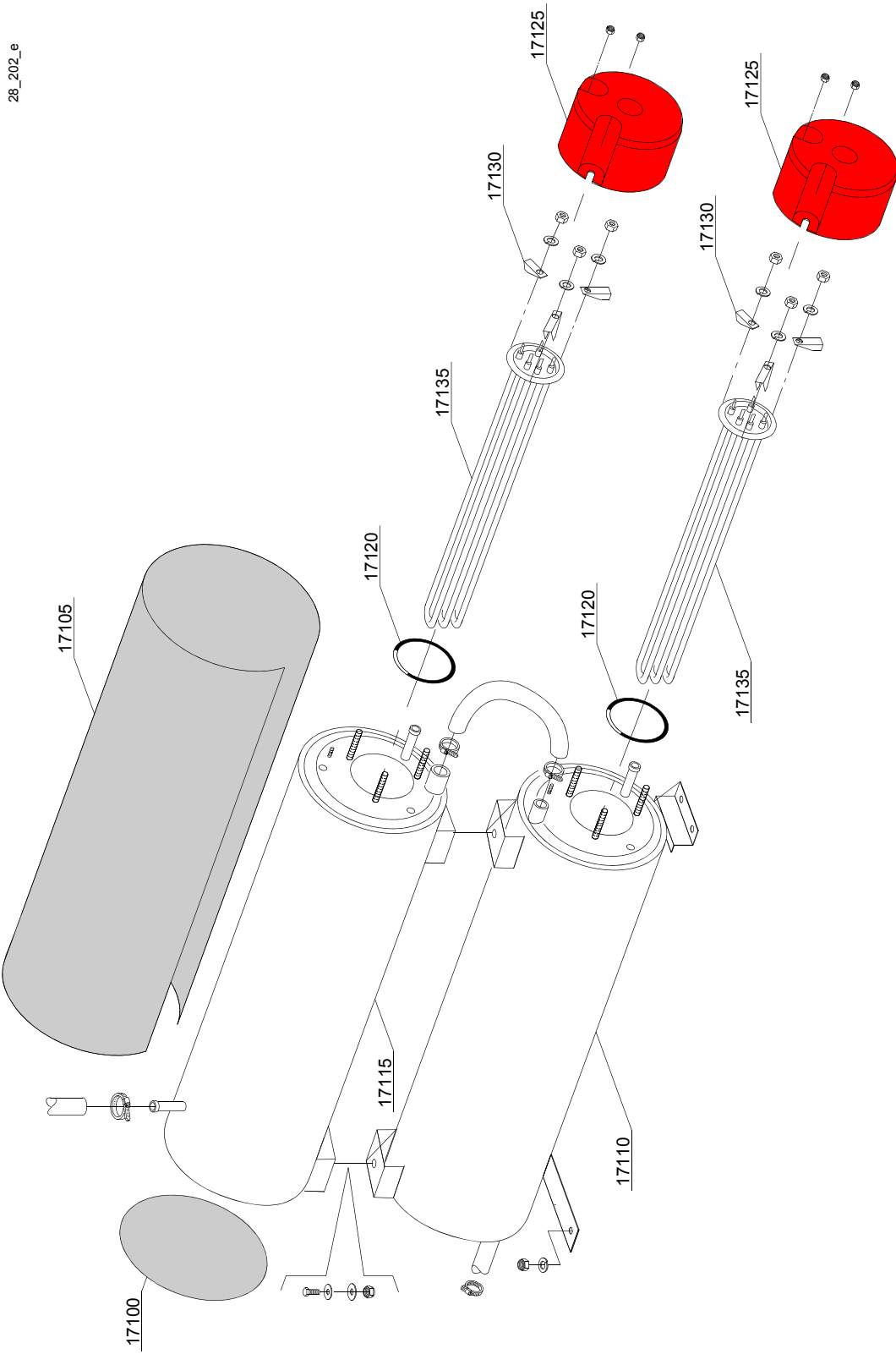
Spare parts

ID	P-code	SN from	SN to	Mod.	Acces.	Volt	Description
Module:Rinsing components							
30700	13025		-	em,e,uw			O-ring 2081
30705	3003080		-	em,e,uw			Rinsing arm 4n
30710	2002051		-	em,e,uw			Gasket EPDM 17.5x1.5
30715	2002054		-	em,e,uw			Plug for arm
30720	3003062		-	em,e,uw			Rinsing ramp
30725	13326		-	em,e,uw			Gasket 38x27x2
30730	2200103		-	em,e,uw			Nut
30735	2200114		-	em,e,uw			Nozzle
30740	2200116		-	em,e,uw			Nut
30745	2200117		-	em,e,uw			Filter

em=ELECTROMECHANICAL SWITCHES, e=ELECTRONICAL SWITCHES, uw=LOWER AND UPPER WASHER
72=72

sc9=STEAM CONDENSER - LC 91, csa=CONVEYOR SPEED ADJUSTING - LC 101, d92=DRYER - LC 90/2,
d929=DRYER - LC 90/900, cw=ADDITIONAL BOILER FOR COLD WATER SUPPLY, dvgw=DVGW VALVE SYSTEM,
ti=TANK INSULATION, ds=DOUBLE SKIN, bp=BOOSTER PUMP, sdn3=DISPENSER SYSTEM SDN-3

A=3/N/PE~380-400V 50-60Hz, D=3/PE~200-210V 50-60Hz, F=2/PE~220-240V 50-60Hz, G=3/N/PE~415V 50-60Hz,
H=3/PE~220-230V 50-60Hz, K=3/PE~380-400V 50-60Hz, L=3/PE~415V 50-60Hz, M=3/PE~440V 60Hz, P=1/N/PE~220-
230V 50-60Hz, R=2/PE~220-240V 50-60Hz, U=1/N/PE~240V 50-60Hz, V=3/PE~240V 50-60Hz, W=1/N/PE~100-110V
50-60Hz



Spare parts

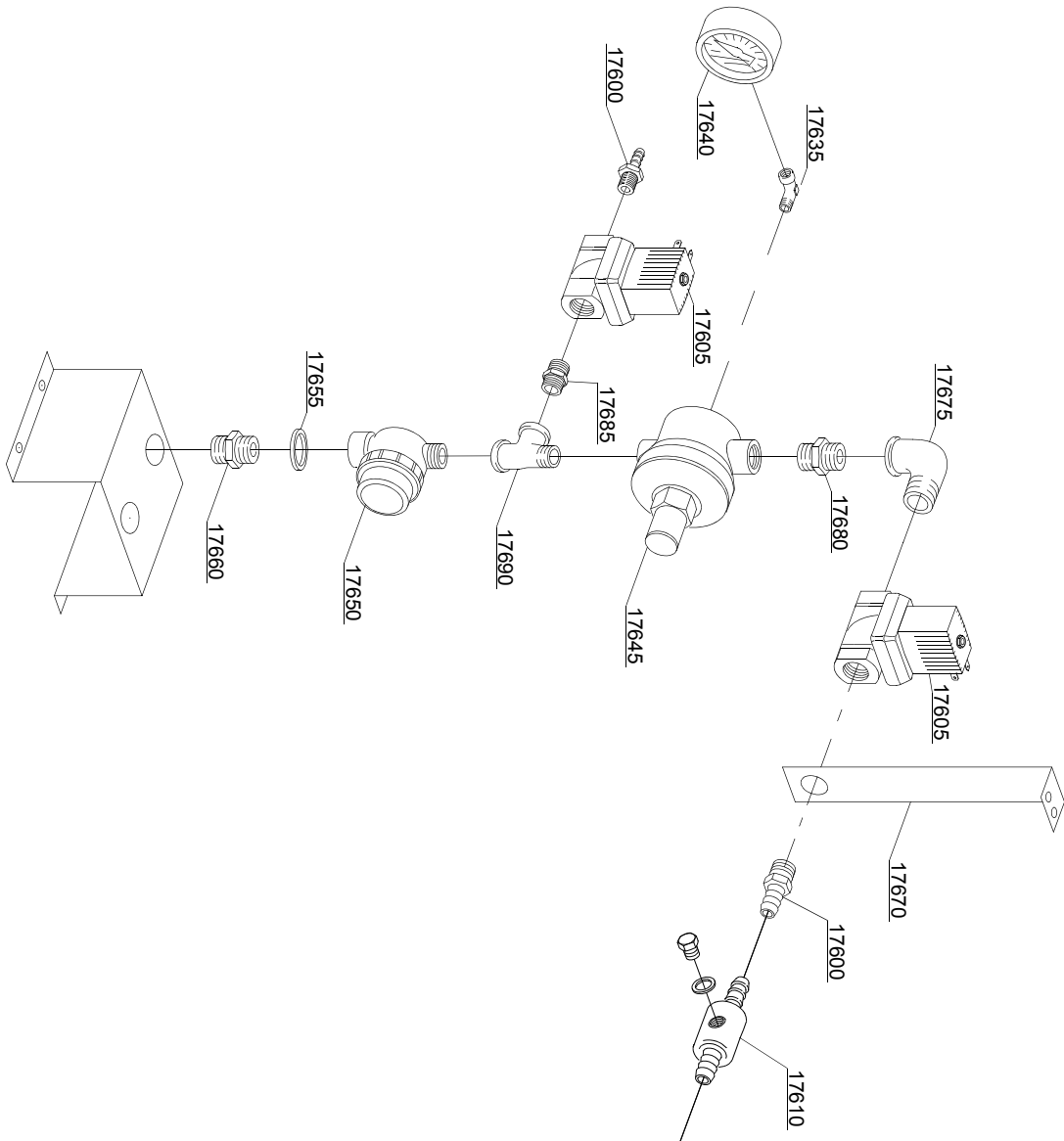
ID	P-code	SN from	SN to	Mod.	Acces.	Volt	Description
Module:Boiler components							
17100	75205		-	em,e,uw			Bottom boiler insulating
17105	30002030		-	em,e,uw			Boiler insulating
17110	3007012		-	em,e,uw			Inferior Boiler
17115	3007013		-	em,e,uw			Upper Boiler
17120	13015		-	em,e,uw			O-ring 160 (6225)
17125	75311		-	em,e,uw			Heating element cover
17130	16045		-	em,e,uw			Heating element support Ø6.3
17135	30001011		-	em,e,uw		A	Heating element 9kW
17135	30001011/A		-	em,e,uw		A	Heating element 12kW
17135	30001011/B		-	em,e,uw		A	Heating element 14kW

em=ELECTROMECHANICAL SWITCHES, e=ELECTRONICAL SWITCHES, uw=LOWER AND UPPER WASHER
72=72

sc9=STEAM CONDENSER - LC 91, csa=CONVEYOR SPEED ADJUSTING - LC 101, d92=DRYER - LC 90/2,
d929=DRYER - LC 90/900, cw=ADDITIONAL BOILER FOR COLD WATER SUPPLY, dvgw=DVGW VALVE SYSTEM,
ti=TANK INSULATION, ds=DOUBLE SKIN, bp=BOOSTER PUMP, sdn3=DISPENSER SYSTEM SDN-3

A=3/N/PE~380-400V 50-60Hz, D=3/PE~200-210V 50-60Hz, F=2/PE~220-240V 50-60Hz, G=3/N/PE~415V 50-60Hz,
H=3/PE~220-230V 50-60Hz, K=3/PE~380-400V 50-60Hz, L=3/PE~415V 50-60Hz, M=3/PE~440V 60Hz, P=1/N/PE~220-
230V 50-60Hz, R=2/PE~220-240V 50-60Hz, U=1/N/PE~240V 50-60Hz, V=3/PE~240V 50-60Hz, W=1/N/PE~100-110V
50-60Hz

Spare parts



29_003_e

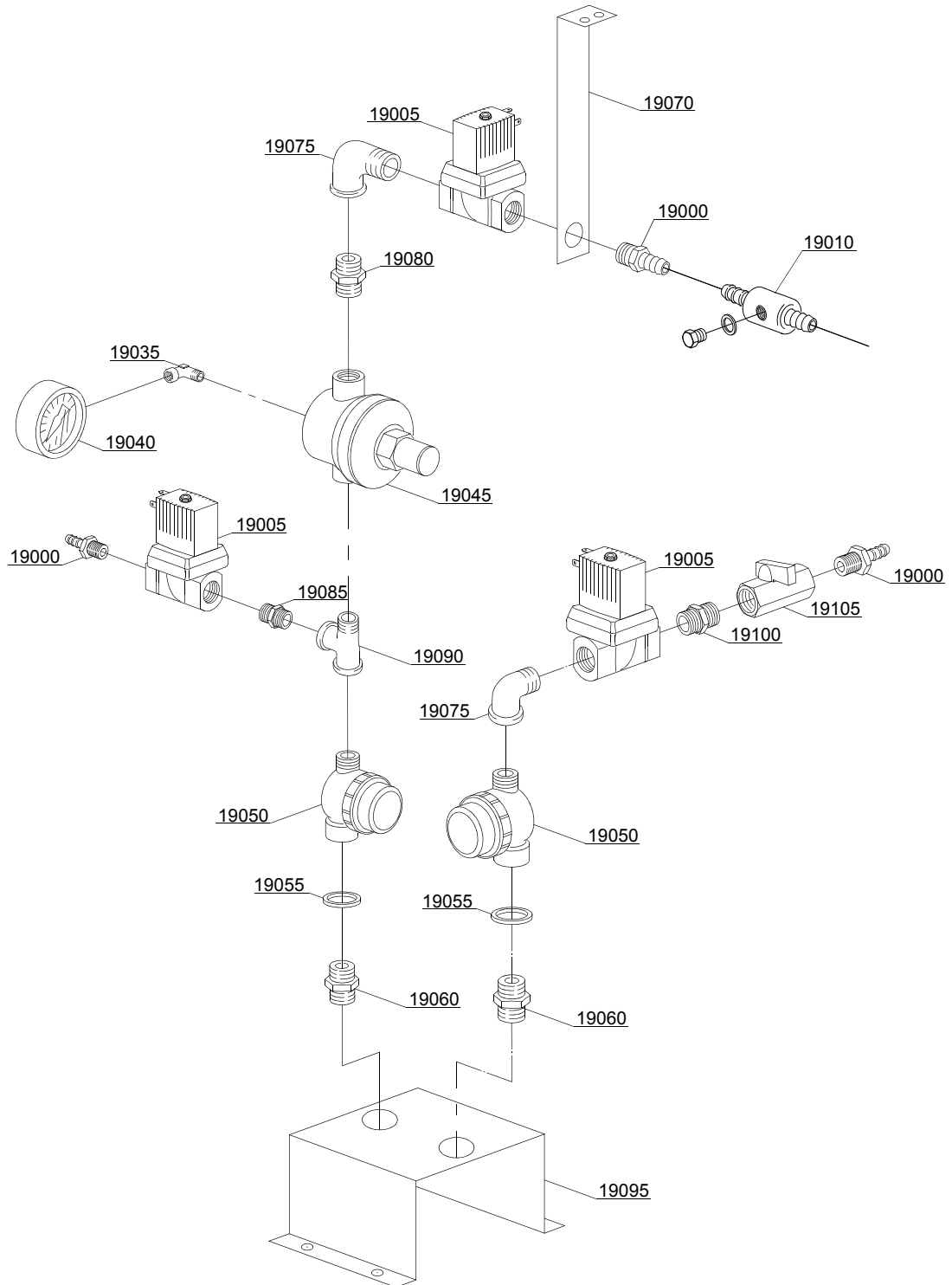
Spare parts

ID	P-code	SN from	SN to	Mod.	Acces.	Volt	Description
Module:Solenoid valves components: tank loading + rinsing							
17600	12023		-	em,e,uw			Hose holder
17605	3002030		-	em,e,uw			Solenoid valve
17610	3003906		-	em,e,uw			Connection T
17635	12012		-	em,e,uw			Elbow
17640	2000244		-	em,e,uw			Pressure reduction gauge
17645	2000364		-	em,e,uw			Pressure reduction valve
17650	2000121		-	em,e,uw			Filter
17655	13326		-	em,e,uw			Gasket 38x27x2
17660	12025		-	em,e,uw			Nipples
17665	12033		-	em,e,uw			Nipples
17670	3009585		-	em,e,uw			Solenoid valve support
17675	3002141		-	em,e,uw			Elbow
17680	10200208		-	em,e,uw			Nipples
17685	3002145		-	em,e,uw			Reduction nipples
17690	3002144		-	em,e,uw			Connection T

em=ELECTROMECHANICAL SWITCHES, e=ELECTRONICAL SWITCHES, uw=LOWER AND UPPER WASHER
72=72

sc9=STEAM CONDENSER - LC 91, csa=CONVEYOR SPEED ADJUSTING - LC 101, d92=DRYER - LC 90/2,
d929=DRYER - LC 90/900, cw=ADDITIONAL BOILER FOR COLD WATER SUPPLY, dvgw=DVGW VALVE SYSTEM,
ti=TANK INSULATION, ds=DOUBLE SKIN, bp=BOOSTER PUMP, sdn3=DISPENSER SYSTEM SDN-3
A=3/N/PE~380-400V 50-60Hz, D=3/PE~200-210V 50-60Hz, F=2/PE~220-240V 50-60Hz, G=3/N/PE~415V 50-60Hz,
H=3/PE~220-230V 50-60Hz, K=3/PE~380-400V 50-60Hz, L=3/PE~415V 50-60Hz, M=3/PE~440V 60Hz, P=1/N/PE~220-
230V 50-60Hz, R=2/PE~220-240V 50-60Hz, U=1/N/PE~240V 50-60Hz, V=3/PE~240V 50-60Hz, W=1/N/PE~100-110V
50-60Hz

29_004ae



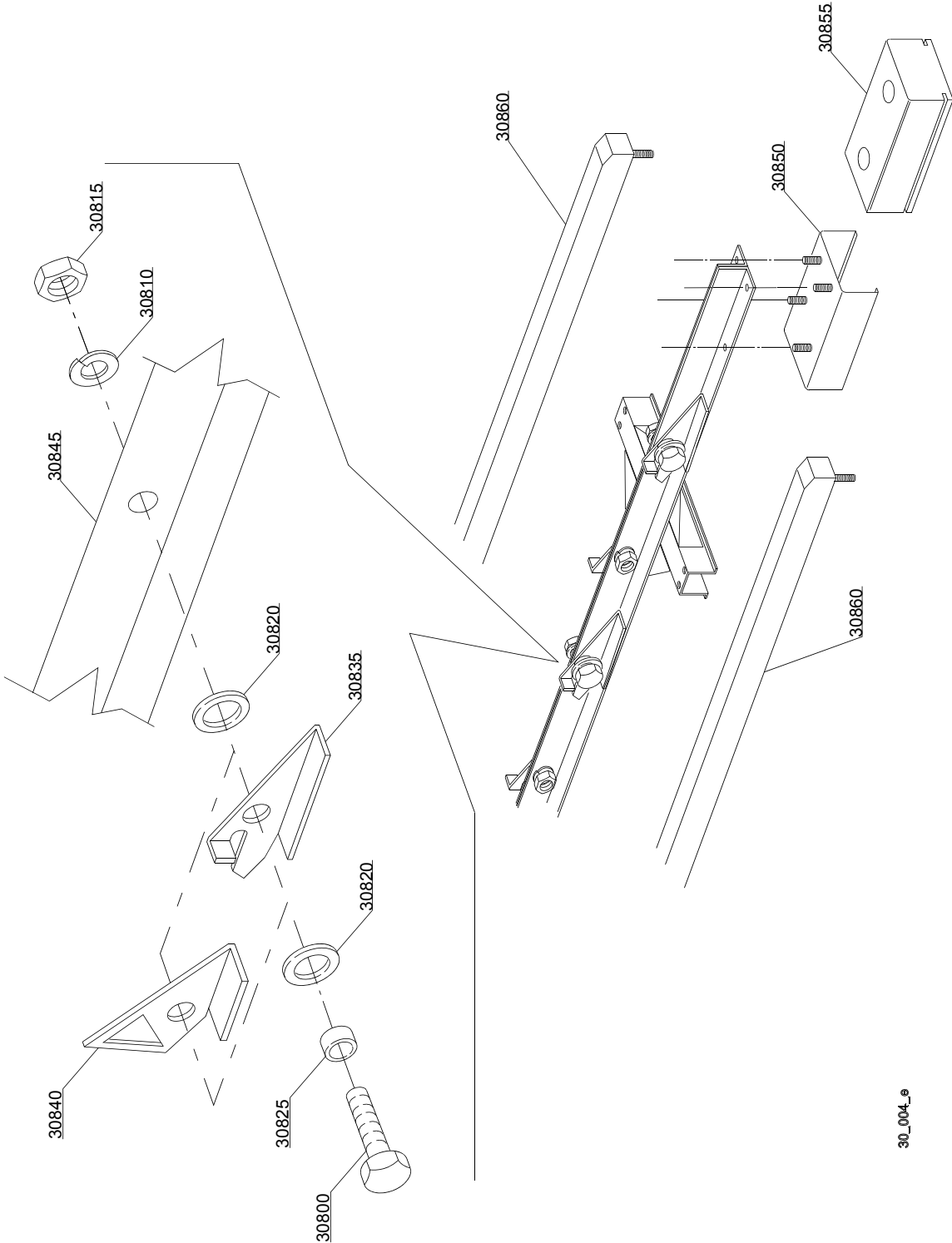
Spare parts

ID	P-code	SN from	SN to	Mod.	Acces.	Volt	Description
Module:Solenoid valves components: tank loading + rinsing + steam condenser							
19000	12023		-	em,e,uw			Hose holder
19005	3002030		-	em,e,uw			Solenoid valve
19010	3003906		-	em,e,uw			Connection T
19035	12012		-	em,e,uw			Elbow
19040	2000244		-	em,e,uw			Pressure reduction gauge
19045	2000364		-	em,e,uw			Pressure reduction valve
19050	2000121		-	em,e,uw			Filter
19055	13326		-	em,e,uw			Gasket 38x27x2
19060	12025		-	em,e,uw			Nipples
19065	12033		-	em,e,uw			Nipples
19070	3009585		-	em,e,uw			Solenoid valve support
19075	3002141		-	em,e,uw			Elbow
19080	10200208		-	em,e,uw			Nipples
19085	3002145		-	em,e,uw			Reduction nipples
19090	3002144		-	em,e,uw			Connection T
19095	3009220		-	em,e,uw			Solenoid valve support
19100	12027		-	em,e,uw			Nipples
19105	3002140		-	em,e,uw			Tap

em=ELECTROMECHANICAL SWITCHES, e=ELECTRONICAL SWITCHES, uw=LOWER AND UPPER WASHER
72=72

sc9=STEAM CONDENSER - LC 91, csa=CONVEYOR SPEED ADJUSTING - LC 101, d92=DRYER - LC 90/2,
d929=DRYER - LC 90/900, cw=ADDITIONAL BOILER FOR COLD WATER SUPPLY, dvgw=DVGW VALVE SYSTEM,
ti=TANK INSULATION, ds=DOUBLE SKIN, bp=BOOSTER PUMP, sdn3=DISPENSER SYSTEM SDN-3

A=3/N/PE~380-400V 50-60Hz, D=3/PE~200-210V 50-60Hz, F=2/PE~220-240V 50-60Hz, G=3/N/PE~415V 50-60Hz,
H=3/PE~220-230V 50-60Hz, K=3/PE~380-400V 50-60Hz, L=3/PE~415V 50-60Hz, M=3/PE~440V 60Hz, P=1/N/PE~220-
230V 50-60Hz, R=2/PE~220-240V 50-60Hz, U=1/N/PE~240V 50-60Hz, V=3/PE~240V 50-60Hz, W=1/N/PE~100-110V
50-60Hz



30_004_e

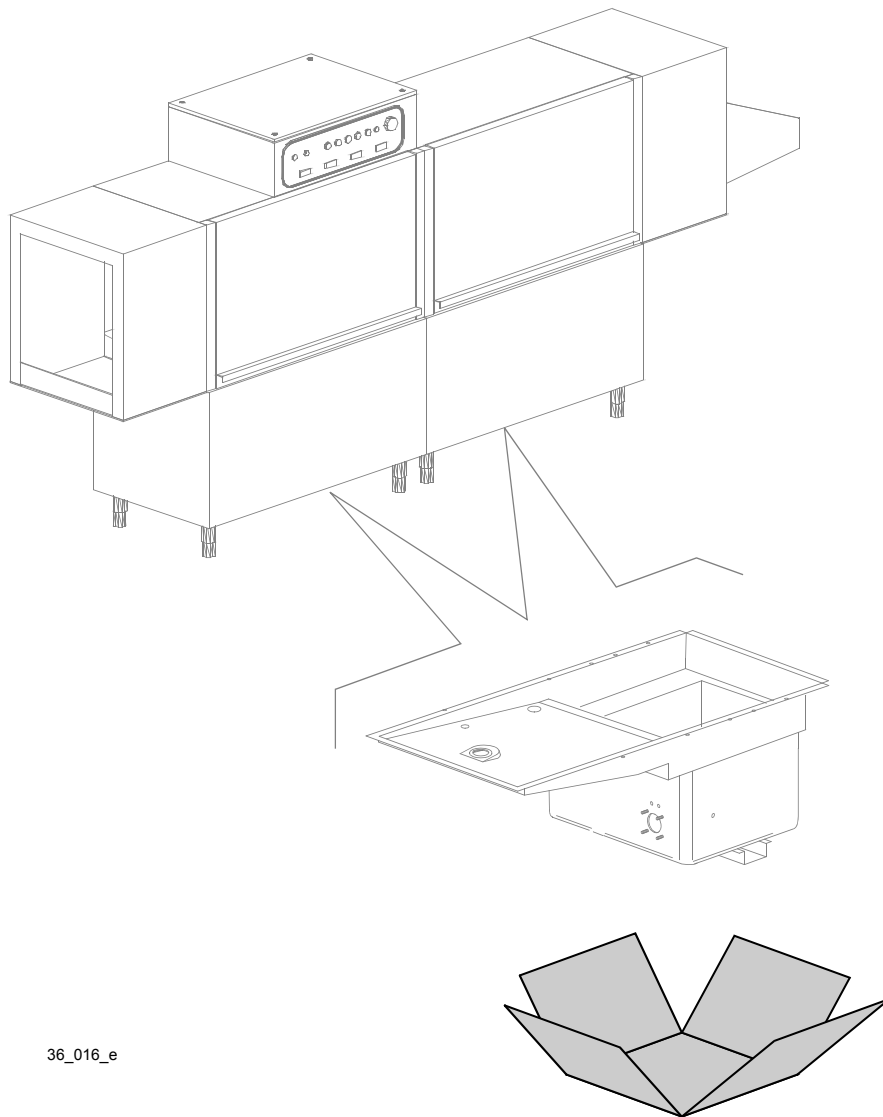
Spare parts

ID	P-code	SN from	SN to	Mod.	Acces.	Volt	Description
Module:Conveyor parts							
30800	11109		-	em,e,uw			Screw
30810	11609		-	em,e,uw			Split washer
30815	11719		-	em,e,uw			Nut
30820	3003024		-	em,e,uw			Washer
30825	3003025		-	em,e,uw			Bush
30835	3003100		-	em,e,uw			Clip right
30835	3003101		-	em,e,uw			Clip left
30840	3003102		-	em,e,uw			Right pawl
30840	3003103		-	em,e,uw			Left pawl
30845	3009132		-	em,e,uw			Right mobile frame
30845	3009133		-	em,e,uw			Left mobile frame
30850	3009358		-	em,e,uw			Guide
30855	3003068		-	em,e,uw			Mobile frame sliding guide
30860	3009668		-	em,e,uw			Internal slide

em=ELECTROMECHANICAL SWITCHES, e=ELECTRONICAL SWITCHES, uw=LOWER AND UPPER WASHER
72=72

sc9=STEAM CONDENSER - LC 91, csa=CONVEYOR SPEED ADJUSTING - LC 101, d92=DRYER - LC 90/2,
d929=DRYER - LC 90/900, cw=ADDITIONAL BOILER FOR COLD WATER SUPPLY, dvgw=DVGW VALVE SYSTEM,
ti=TANK INSULATION, ds=DOUBLE SKIN, bp=BOOSTER PUMP, sdn3=DISPENSER SYSTEM SDN-3

A=3/N/PE~380-400V 50-60Hz, D=3/PE~200-210V 50-60Hz, F=2/PE~220-240V 50-60Hz, G=3/N/PE~415V 50-60Hz,
H=3/PE~220-230V 50-60Hz, K=3/PE~380-400V 50-60Hz, L=3/PE~415V 50-60Hz, M=3/PE~440V 60Hz, P=1/N/PE~220-
230V 50-60Hz, R=2/PE~220-240V 50-60Hz, U=1/N/PE~240V 50-60Hz, V=3/PE~240V 50-60Hz, W=1/N/PE~100-110V
50-60Hz



36_016_e

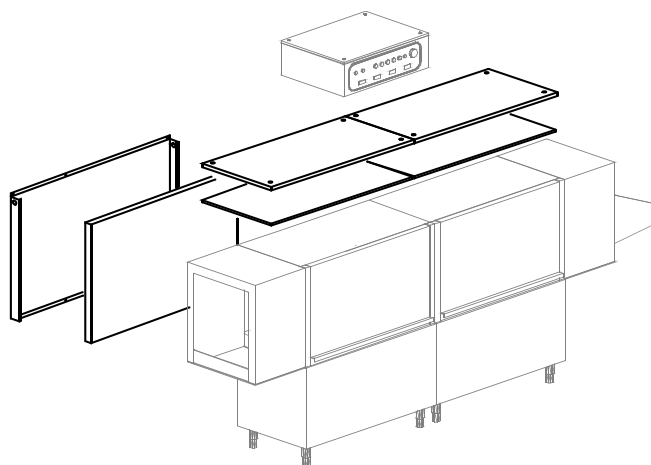
Spare parts

ID	P-code	SN from	SN to	Mod.	Acces.	Volt	Description
Module: Tank insulation							
999	999910207		-	em,e,uw	ti		Tank insulation N.B.: kit suppliable only together with the machine, not after

em=ELECTROMECHANICAL SWITCHES, e=ELECTRONICAL SWITCHES, uw=LOWER AND UPPER WASHER
72=72

sc9=STEAM CONDENSER - LC 91, csa=CONVEYOR SPEED ADJUSTING - LC 101, d92=DRYER - LC 90/2,
d929=DRYER - LC 90/900, cw=ADDITIONAL BOILER FOR COLD WATER SUPPLY, dvgw=DVGW VALVE SYSTEM,
ti=TANK INSULATION, ds=DOUBLE SKIN, bp=BOOSTER PUMP, sdn3=DISPENSER SYSTEM SDN-3

A=3/N/PE~380-400V 50-60Hz, D=3/PE~200-210V 50-60Hz, F=2/PE~220-240V 50-60Hz, G=3/N/PE~415V 50-60Hz,
H=3/PE~220-230V 50-60Hz, K=3/PE~380-400V 50-60Hz, L=3/PE~415V 50-60Hz, M=3/PE~440V 60Hz, P=1/N/PE~220-
230V 50-60Hz, R=2/PE~220-240V 50-60Hz, U=1/N/PE~240V 50-60Hz, V=3/PE~240V 50-60Hz, W=1/N/PE~100-110V
50-60Hz



37_016_e

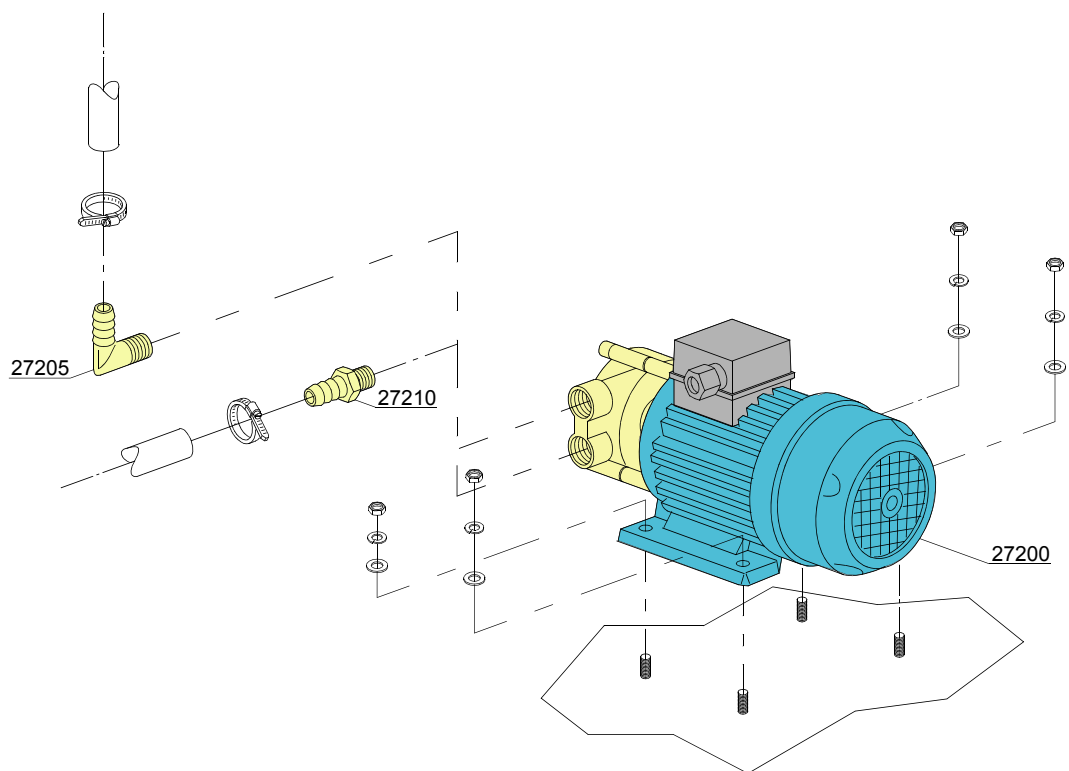
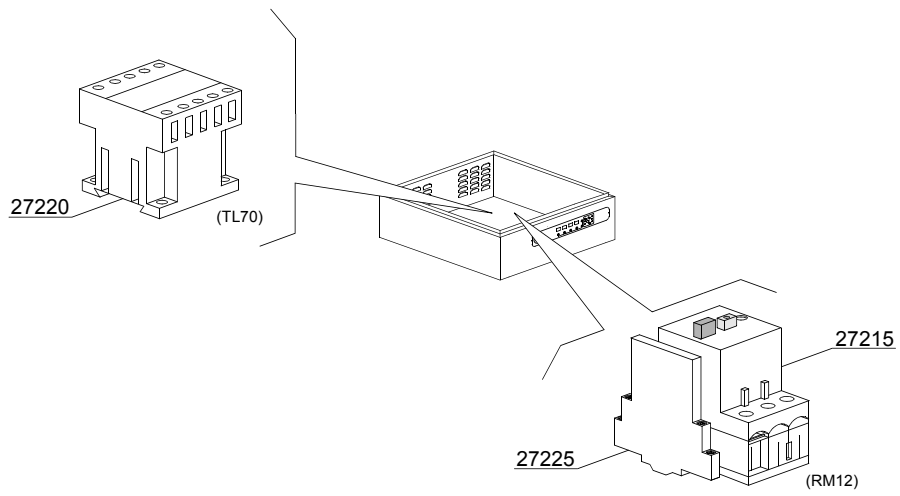
Spare parts

ID	P-code	SN from	SN to	Mod.	Acces.	Volt	Description
Module:Double skin							
999	999910206		-	em,e,uw	ds		Double skin assembly N.B.: kit suppliable only together with the machine, not after

em=ELECTROMECHANICAL SWITCHES, e=ELECTRONICAL SWITCHES, uw=LOWER AND UPPER WASHER
72=72

sc9=STEAM CONDENSER - LC 91, csa=CONVEYOR SPEED ADJUSTING - LC 101, d92=DRYER - LC 90/2,
d929=DRYER - LC 90/900, cw=ADDITIONAL BOILER FOR COLD WATER SUPPLY, dvgw=DVGW VALVE SYSTEM,
ti=TANK INSULATION, ds=DOUBLE SKIN, bp=BOOSTER PUMP, sdn3=DISPENSER SYSTEM SDN-3

A=3/N/PE~380-400V 50-60Hz, D=3/PE~200-210V 50-60Hz, F=2/PE~220-240V 50-60Hz, G=3/N/PE~415V 50-60Hz,
H=3/PE~220-230V 50-60Hz, K=3/PE~380-400V 50-60Hz, L=3/PE~415V 50-60Hz, M=3/PE~440V 60Hz, P=1/N/PE~220-
230V 50-60Hz, R=2/PE~220-240V 50-60Hz, U=1/N/PE~240V 50-60Hz, V=3/PE~240V 50-60Hz, W=1/N/PE~100-110V
50-60Hz



38_001_e

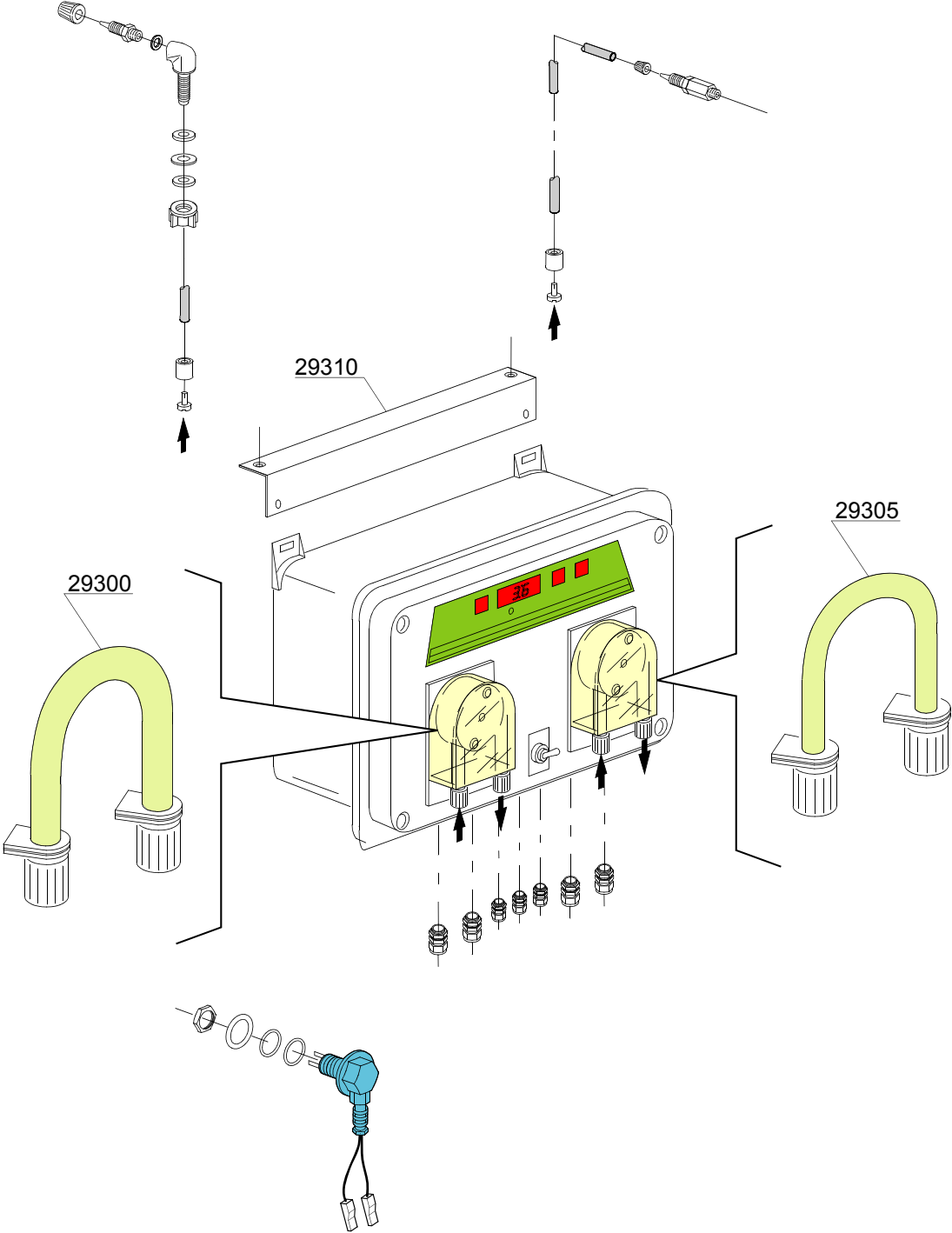
Spare parts

ID	P-code	SN from	SN to	Mod.	Acces.	Volt	Description
Module:Booster pump							
27200	15100		-		bp		Booster pump
27205	12030		-		bp		Elbow pipe fitting
27210	10221311		-		bp		Pipe fitting
27215	2000394		-		bp		Motorprotector 2,5-4A
27220	2000370		-		bp		Contactora MC9
27225	3006080		-		bp		Auxiliary contact LMS25

em=ELECTROMECHANICAL SWITCHES, e=ELECTRONICAL SWITCHES, uw=LOWER AND UPPER WASHER
72=72

sc9=STEAM CONDENSER - LC 91, csa=CONVEYOR SPEED ADJUSTING - LC 101, d92=DRYER - LC 90/2,
d929=DRYER - LC 90/900, cw=ADDITIONAL BOILER FOR COLD WATER SUPPLY, dvgw=DVGW VALVE SYSTEM,
ti=TANK INSULATION, ds=DOUBLE SKIN, bp=BOOSTER PUMP, sdn3=DISPENSER SYSTEM SDN-3

A=3/N/PE~380-400V 50-60Hz, D=3/PE~200-210V 50-60Hz, F=2/PE~220-240V 50-60Hz, G=3/N/PE~415V 50-60Hz,
H=3/PE~220-230V 50-60Hz, K=3/PE~380-400V 50-60Hz, L=3/PE~415V 50-60Hz, M=3/PE~440V 60Hz, P=1/N/PE~220-
230V 50-60Hz, R=2/PE~220-240V 50-60Hz, U=1/N/PE~240V 50-60Hz, V=3/PE~240V 50-60Hz, W=1/N/PE~100-110V
50-60Hz



39_001_e

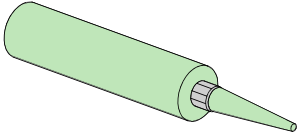
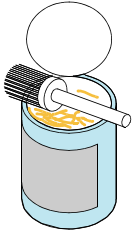
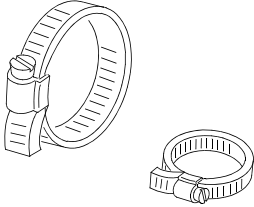
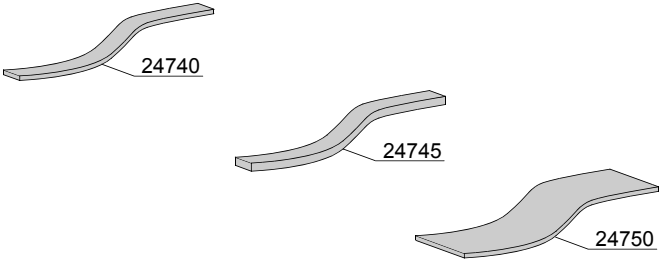
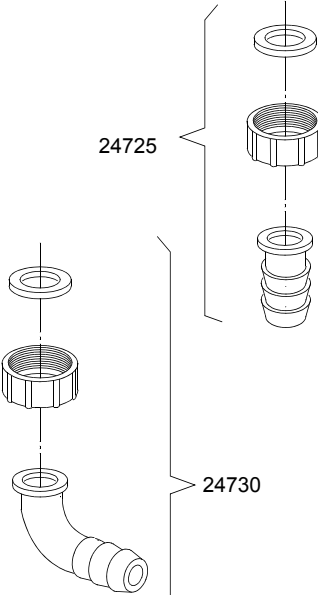
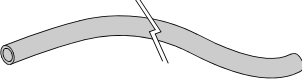
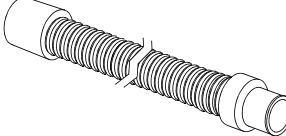
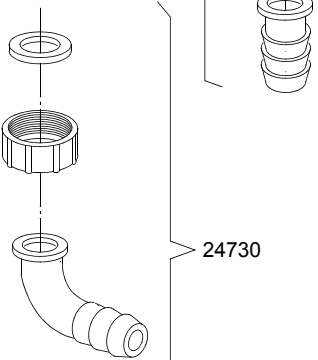
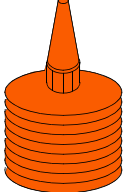
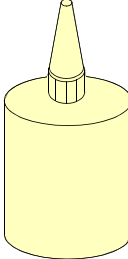
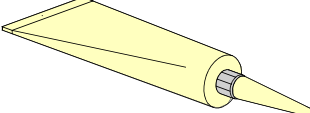
Spare parts

ID	P-code	SN from	SN to	Mod.	Acces.	Volt	Description
Module:Dispensers SDN-3							
	15181/A		-		sdn3		Dispensers assembly SDN-3
29300	15185		-		sdn3		Pipe fitting for detergent dispenser
29305	15186		-		sdn3		Pipe fitting for rinse dispenser
29310	3009669		-		sdn3		Dispensers assembly SDN-3 support

em=ELECTROMECHANICAL SWITCHES, e=ELECTRONICAL SWITCHES, uw=LOWER AND UPPER WASHER
72=72

sc9=STEAM CONDENSER - LC 91, csa=CONVEYOR SPEED ADJUSTING - LC 101, d92=DRYER - LC 90/2,
d929=DRYER - LC 90/900, cw=ADDITIONAL BOILER FOR COLD WATER SUPPLY, dvgw=DVGW VALVE SYSTEM,
ti=TANK INSULATION, ds=DOUBLE SKIN, bp=BOOSTER PUMP, sdn3=DISPENSER SYSTEM SDN-3

A=3/N/PE~380-400V 50-60Hz, D=3/PE~200-210V 50-60Hz, F=2/PE~220-240V 50-60Hz, G=3/N/PE~415V 50-60Hz,
H=3/PE~220-230V 50-60Hz, K=3/PE~380-400V 50-60Hz, L=3/PE~415V 50-60Hz, M=3/PE~440V 60Hz, P=1/N/PE~220-
230V 50-60Hz, R=2/PE~220-240V 50-60Hz, U=1/N/PE~240V 50-60Hz, V=3/PE~240V 50-60Hz, W=1/N/PE~100-110V
50-60Hz

 <p>24700</p>	 <p>24705</p>	 <p>24760</p>
		
 <p>24755</p>	 <p>24735</p>	
 <p>24765</p>	 <p>24770</p>	 <p>24775</p>

Spare parts

ID	P-code	SN from	SN to	Mod.	Acces.	Volt	Description
Module:Accessory							
24700	---		-				Silicone UNI 9610 - UNI 9611
24705	---		-				Grease for high temperatures CCIAA 629224
24705	---		-				Grease for food - Loctite 8104 Cat. N° 26560
24725	15613/A		-				Fitting exauster
24730	15613		-				1" 1/4x30 nylon elbow
24735	10727		-				Exauster pipe Ø 24mm
24735	10200112		-				Exauster pipe Ø 32mm
24740	15750		-				20x2 self-stick mousse
24745	15751		-				20x4 self-stick mousse
24750	15752		-				60x2 self-stick mousse
24755	2907350		-				Flexible pipe EPDM Ø12
24755	2907352		-				Flexible pipe EPDM Ø12 - WRAS
24755	2907353		-				Flexible pipe EPDM Ø12
24760	11807		-				Steel hose clamp 15/24
24760	11806		-				Steel hose clamp 25/40
24760	11810		-				Steel hose clamp 40/60
24760	11824		-				Steel hose clamp 50/70
24760	2902491		-				Steel hose clamp 60/80
24765	---		-				-50°C +150°C threads dope
24770	---		-				Loctite 542 Cat.N° 54246 - DIN-DVGW 86.02 e 125
24770	---		-				Loctite 243 Cat.N° 18937 - 19386
24775	---		-				Loctite 511 Cat.N° 24003 - DIN-DVGW 86.01 e 125
24775	---		-				Loctite 577 Cat.N° 25392

em=ELECTROMECHANICAL SWITCHES, e=ELECTRONICAL SWITCHES, uw=LOWER AND UPPER WASHER
72=72

sc9=STEAM CONDENSER - LC 91, csa=CONVEYOR SPEED ADJUSTING - LC 101, d92=DRYER - LC 90/2,
d929=DRYER - LC 90/900, cw=ADDITIONAL BOILER FOR COLD WATER SUPPLY, dvgw=DVGW VALVE SYSTEM,
ti=TANK INSULATION, ds=DOUBLE SKIN, bp=BOOSTER PUMP, sdn3=DISPENSER SYSTEM SDN-3

A=3/N/PE~380-400V 50-60Hz, D=3/PE~200-210V 50-60Hz, F=2/PE~220-240V 50-60Hz, G=3/N/PE~415V 50-60Hz,
H=3/PE~220-230V 50-60Hz, K=3/PE~380-400V 50-60Hz, L=3/PE~415V 50-60Hz, M=3/PE~440V 60Hz, P=1/N/PE~220-
230V 50-60Hz, R=2/PE~220-240V 50-60Hz, U=1/N/PE~240V 50-60Hz, V=3/PE~240V 50-60Hz, W=1/N/PE~100-110V
50-60Hz



00_004_e

Spare parts

ID	P-code	SN from	SN to	Mod.	Acces.	Volt	Description
Module:Centralized drainage components							
34350	3060173		-				Straight pipe+brass nut dia Ø40 x 1/1"4
34355	3060174		-				Bend pipe + brass nut dia Ø40 x 1"1/4
34360	3060248		-				90° P.P Curve HTB Ø40
34365	3060172		-				P.P Tube HTDM 40/2
34370	3060176		-				"T" Pipe fitting PP-FF-M Ø40

em=ELECTROMECHANICAL SWITCHES, e=ELECTRONICAL SWITCHES, uw=LOWER AND UPPER WASHER
72=72

sc9=STEAM CONDENSER - LC 91, csa=CONVEYOR SPEED ADJUSTING - LC 101, d92=DRYER - LC 90/2,
d929=DRYER - LC 90/900, cw=ADDITIONAL BOILER FOR COLD WATER SUPPLY, dvgw=DVGW VALVE SYSTEM,
ti=TANK INSULATION, ds=DOUBLE SKIN, bp=BOOSTER PUMP, sdn3=DISPENSER SYSTEM SDN-3

A=3/N/PE~380-400V 50-60Hz, D=3/PE~200-210V 50-60Hz, F=2/PE~220-240V 50-60Hz, G=3/N/PE~415V 50-60Hz,
H=3/PE~220-230V 50-60Hz, K=3/PE~380-400V 50-60Hz, L=3/PE~415V 50-60Hz, M=3/PE~440V 60Hz, P=1/N/PE~220-
230V 50-60Hz, R=2/PE~220-240V 50-60Hz, U=1/N/PE~240V 50-60Hz, V=3/PE~240V 50-60Hz, W=1/N/PE~100-110V
50-60Hz