DESPIECE TECNICO

Hornos Mixtos
Fours Mixtes
Combi Ovens
HeiBluftdämpfer
Forno Misti

Modelos:

COE-102
VE-102
VPE-102

Septiembre 2009 September

FAGOR

Fagor Industrial

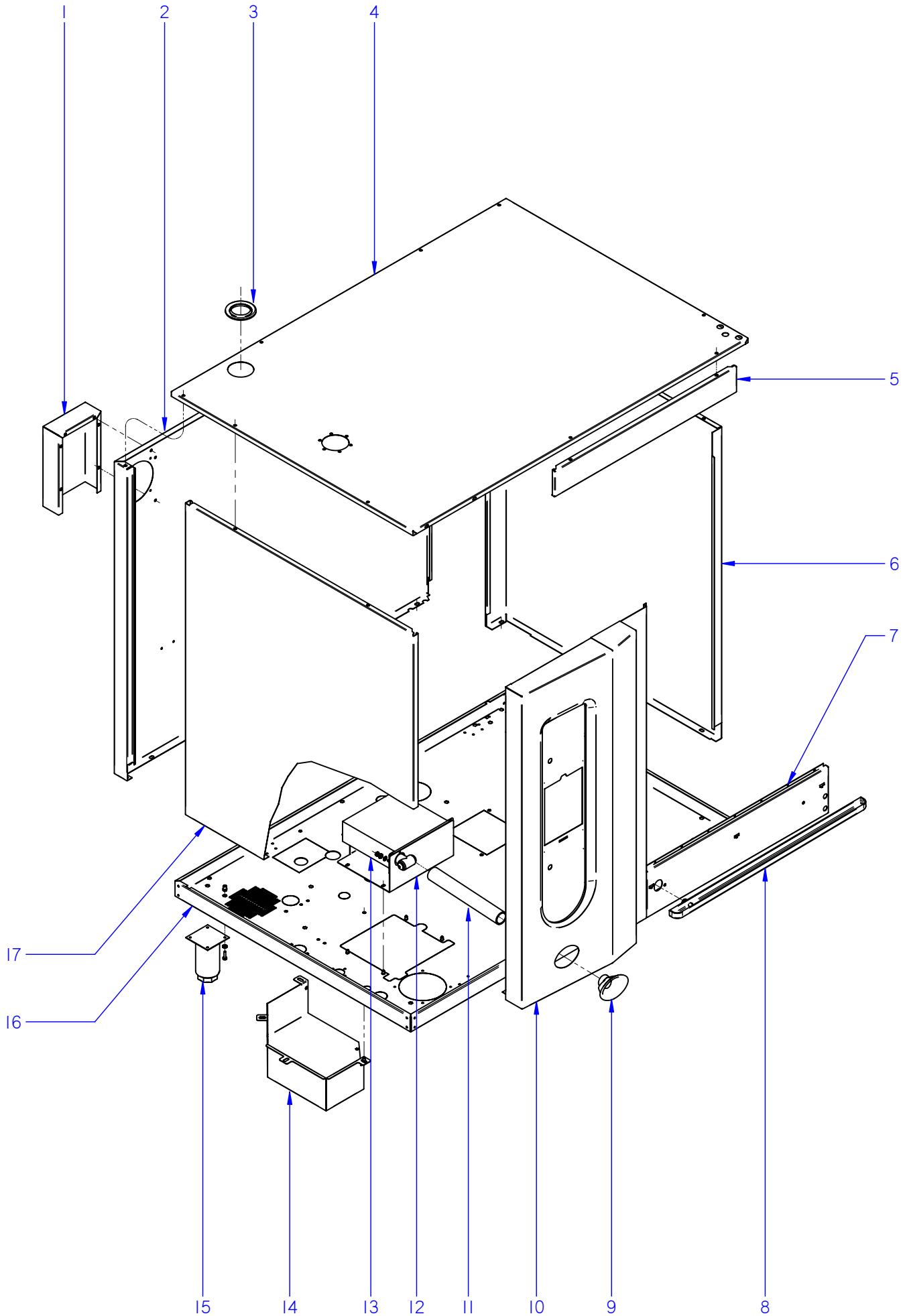

ITEM MARCADO EN COLOR = REPUESTO RECOMENDADO
COLOURED ITEM = RECOMMENDED SPARE PART

N plano	Firma	Fecha	Aparato	MUEBLE	Lamina	
C-2416		2009-09	HORNOS COE / VE / VPE-102		1	Fagor Industrial S.Coop. FAGOR Oñate

MOD.	HORNOS / OVEN	ZONA	MUEBLE / UNIT	PLANO	C-2416

ITEM	CODIGO	DENOMINACION	TEXTO	COE-102	VE-102	VPE-102					NOTAS
1	T812806500	CHAPA SEPARACION IPX5	SEPARATION PLATE IPX5	1	1	1					
	Q221342000	REMACHE EXAGONAL M5	HEXAGONAL RIVET M.5	6	6	6					
	Q232030000	ARANDELA A5	WASHER A.5	6	6	6					
	Q242030000	ARANDELA ABANICO A5 A.304	FAN SHAPED WASHER A.5	6	6	6					
	Q012031000	TORNILLO EXAGONAL M5x10 A304	HEXAGONAL SCREW M.5x10	6	6	6					
S/Nº	T812811000	JUNTA IPX5	SEAL IPX5	1	1	1					
2	T612802000	PANEL POST. EXTERIOR 10/21	REAR EXTERIOR PANEL10/21	1	1	1					
3	R662813000	PASAMUROS CHIMENEA 101003361	FEED THROUGH FLUE PIPE 1010	1	1	1					
4	T622801000	PANEL SUPER. EXTERIOR 10/21	SUP. EXTERIOR PANEL10/21	1	1	1					
	Q232040000	ARANDELA A6	WASHER A.6	7	7	7					
	Q242040000	ARANDELA ABANICO A6 A.304	FAN SHAPED WASHER A.6	7	7	7					
	Q012042000	TORNILLO EXAGONAL M6x15	HEXAGONAL BOLT M6x15	7	7	7					
	Q152004000	TORNIL. APLASTADO M5X13 A 304	FLAT SCREW M.5x13	7	7	7					
5	T642810000	PANEL FRONTAL SUPERIOR	UPPER FRONT PANEL	1	1	1					
6	T642812000	PANEL EXTERIOR DERECHO 10/21	RIGHT EXT. PANEL 10/21	1	1	1					
7	T642811000	PANEL FRONTAL INFERIOR	LOWER FRONT PANEL	1	1	1					
8	T302853000	RECOGEAGUAS PLASTICO	PLAST SPRING WATER COLLE.	1	1	1					
	Q222041000	REMACHE EXAGONAL M.4 INOX.	HEXAGONAL M.4 INOX.	2	2	2					
	Q242020000	ARANDELA ABANICO A4 A.304	FAN SHAPED WASHER A.4	2	2	2					
	Q032021000	TORNILLO ALOMADO M4x10	CURVED SCREW M.4x10	2	2	2					
9	T922801000	EMBELLECEDOR DUCHA	SHOWER TRIM	_	1	1					
10	T632803000	PANEL PORTAMANDOS 10-21 HEI	CONTROL PANEL 10-21 HEI	1	_	_					
10	T612804000	PANEL PORTAMANDOS 10-21 HEM	CONTROL PANEL 10-21 HEM	_	1	_					
10	T622803000	PANEL PORTAMANDOS 10-21 HEP	CONTROL PANEL 10-21 HEP	_	_	1					
	Q221342000	REMACHE EXAGONAL M5	HEXAGONAL RIVET M.5	3	3	3					
S/Nº	T612806000	JUNTA PORTAMAND. HORZ 10/21	CONTROL HOLDER SEAL HORZ 1	1	1	1					
11	3716000000	TUBO SILICONA ALTA Tª 35*27	HIGH SILICON PIPE Tª 35*27	_	1	1					
	Q881305000	ABRAZADERA 25*40	CLAMP 25*40	_	2	2					
12	T642815000	AMARRE DUCHA 10/21 COMPLETO	SHOWER FASTENING	_	1	1					

MOD.	HORNOS / OVEN	ZONA	MUEBLE / UNIT	PLANO	C-2416

ITEM	CODIGO	DENOMINACION	TEXTO	COE-102	VE-102	VPE-102					NOTAS
13	T452809000	DUCHA	SHOWER	_	1	1					
	Q232030000	ARANDELA A5	WASHER A.5	_	4	4					
	Q242030000	ARANDELA ABANICO A5 A.304	FAN SHAPED WASHER A.5	_	4	4					
	Q012031000	TORNILLO EXAGONAL M5x10 A304	HEXAGONAL SCREW M.5x10	_	4	4					
14	T330747000	CAJA CUBRE SISTEMA LAVADO	CLEANING SYSTEM BOX	_	_	1					
	Q221342000	REMACHE EXAGONAL M.5	HEXAGONAL RIVET M.5	_	_	2					
	Q232030000	ARANDELA A5	WASHER A.5	_	_	3					
	Q242030000	ARANDELA ABANICO A5 A.304	FAN SHAPED WASHER A.5	_	_	3					
	Q012032000	TORNILLO EXAGONAL M5X15	HEXAGONAL BOLT M5X15	_	_	3					
S/Nº	T330748000	TAPA CAJA CUBRE SIST LAVADO	COVER WASHING SYSTEM BOX	_	_	1					
	Q152004000	TORNILLO APLAST. M5X13 A 304	FLAT SCREW M.5x13	_	_	2					
15	X260151000	PATA REGULABLE	REGULABLE LEG	4	4	4					
	Q232040000	ARANDELA A6	WASHER A.6	16	16	16					
	Q242040000	ARANDELA ABANICO A6 A.304	FAN SHAPED WASHER A.6	16	16	16					
	Q012043000	TORNILLO EXAGONAL M6x20	HEXAGONAL BOLT M6x20	16	16	16					
16	T612801000	BASE EXTERIOR 10/21	EXTERIOR BASE 10/21	1	1	1					
	Q221343000	REMACHE EXAGONAL M.6	HEXAGONAL RIVET M.6	32	32	32					
	Q221342000	REMACHE EXAGONAL M.5	HEXAGONAL RIVET M.5	7	7	7					
17	T642816000	PANEL EXTER. IZQUIERDO 10/21	REAR LEFT PANEL 10/21	1	1	1					
	Q221342000	REMACHE EXAGONAL M.5	HEXAGONAL RIVET M.5	2	2	2					
	Q232040000	ARANDELA A6	WASHER A.6	2	2	2					
	Q242040000	ARANDELA ABANICO A6 A.304	FAN SHAPED WASHER A.6	2	2	2					
	Q012042000	TORNILLO EXAGONAL M6x15	HEXAGONAL BOLT M6x15	2	2	2					
	Q152004000	TORNIL. APLASTADO M5X13 A 304	FLAT SCREW M.5x13	2	2	2					

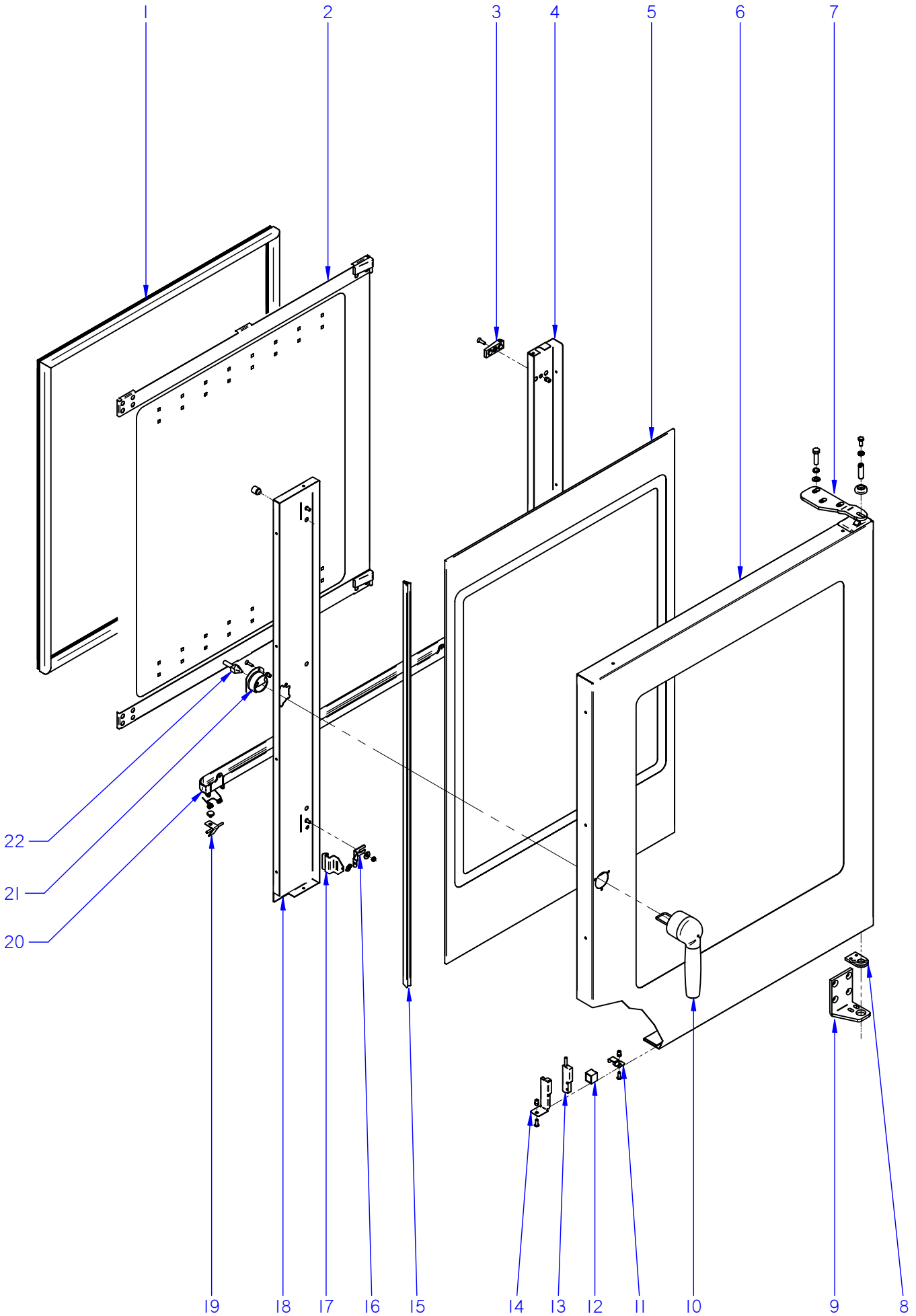

ITEM MARCADO EN COLOR = REPUESTO RECOMENDADO
COLOURED ITEM = RECOMMENDED SPARE PART

N plano	Firma	Fecha	Aparato	PUERTA	Lamina	
C-2417		2009-09	HORNOS COE / VE / VPE-102		2	Fagor Industrial S.Coop. FAGOR Oñate

MOD.	HORNOS / OVEN	ZONA	PUERTA / DOOR	PLANO	C-2417

ITEM	CODIGO	DENOMINACION	TEXTO	COE-102	VE-102	VPE-102					NOTAS
	1100003143	**KIT PUERTA 10/21 COMPL.**	**DOOR 10/21 KIT**	**1**	**1**	**1**					
1	T300500000	JUNTA DE PUERTA 10/21	DOOR JOINT 10/21	1	1	1					
2	**1100003136**	**KIT CRISTAL INTER. 10/21**	**10/21 INNER GLASS KIT**	**1**	**1**	**1**					
3	R670615000	BASE DE BISAGRA	HINGE BASE	2	2	2					
	Q042032000	TORNILLO AVELLANADO M5X15	COUNTERSUNK SCREW M.5x15	2	2	2					
4	T640504000	CONTRAPUERTA BISAGRA 10/21	INNER DOOR HINGE 10/21	1	1	1					
	Q222011000	REMACHE EXAGONAL M.5	HEXAGONAL RIVET M.5	3	3	3					
5	T300546000	CRISTAL EXTERIOR 10/21	EXTERNAL GLASS 10/21	1	1	1					
6	T640502000	PANEL PUERTA 10/21	DOOR PANEL 10/21	1	1	1					
7	T300520500	BISAGRA SUPERIOR 10/21	UPPER HINGE 10/21	1	1	1					
	Q302025000	ARANDELA 8,4X20X1.5	WASHER 8,4X20X1.5	3	3	3					
	Q261050000	ARANDELA MUELLE A8	SPRING WASHER A8	3	3	3					
	Q012055000	TORNILLO EXAGONAL M8X30	HEXAGONAL BOLT M8X30	3	3	3					
S/Nº	R660534000	EJE SUPERIOR	UPPER SHAFT	1	1	1					
	R662807000	ARANDELA AMARRE	DOOR ANCHORING WASHER	1	1	1					
	Z850519000	RESORTE 06329	SPRING 06329	1	1	1					
8	R660549000	GUIA EJE INFERIOR FUNDIDO	LOWER SHAFT GUIDE	1	1	1					
	Q062040000	TORNILLO AVELLANADO M6X16	COUNTERSUNK SCREW M.6x16	4	4	4					
9	T300521500	BISAGRA INFERIOR PLEGADA	LOWER FOLDER HINGE	1	1	1					
10	T900506000	MANILLA COMPLETA	HANDLE	1	1	1					
	Q042022000	TORNILLO AVELLANADO M4X15	COUNTERSUNK SCREW M.4x15	3	3	3					
11	T130513000	SOPORTE IMAN	MAGNET HOLDER	1	1	1					
	Q222011000	REMACHE EXAGONAL M.5	HEXAGONAL RIVET M.5	1	1	1					
	Q242030000	ARANDELA ABANICO A5 A.304	FAN SHAPED WASHER A.5	1	1	1					
	Q152004000	TORNIL. APLASTADO M5X13 A 304	FLAT SCREW M.5x13	1	1	1					
12	Z200506000	IMAN	MAGNET	1	1	1					
S/Nº	Z200507000	PROTECTOR IMAN	MAGNET PROTECTOR	1	1	1					
13	Z100522000	INTERRUPTOR MAGNETICO AC	MAGNETIC SWITCH AC	1	1	1					
14	T302819000	SOPORTE MICRO PUERTA	DOOR MICRO SWITCH	1	1	1					
	Q152004000	TORNIL. APLASTADO M5X13 A 304	FLAT SCREW M.5x13	1	1	1					
15	3715200000	JUNTA CRISTAL	WINDOW SEAL	2	2	2					

MOD.	HORNOS / OVEN	ZONA	PUERTA / DOOR	PLANO	C-2417

ITEM	CODIGO	DENOMINACION	TEXTO	COE-102	VE-102	VPE-102					NOTAS
16	R670612000	BASE DE PESTILLO	LATCH BASE	2	2	2					
17	T300514000	PESTILLO	LATCH	2	2	2					
	R660605000	MUELLE TENSOR	LATCH TENSOR SPRING	2	2	2					
	Q302022000	ARANDELA 16X6X1.2 A.304	FLAT WASHER 16x6x1,2	2	2	2					
	Q242030000	ARANDELA ABANICO A5 A.304	FAN SHAPED WASHER A.5	2	2	2					
	Q162030000	TUERCA EXAGONAL M5	HEXAGONAL NUT M.5	2	2	2					
18	T640506000	CONTRAP MANILLA COMPL 10/21	COMPLETE HANDLE DOOR 10/21	1	1	1					
	T300513000	TOPE CRISTAL INTERIOR	INTERIOR GLASS BUFFER	4	4	4					
19	T300543000	CIERRE RECOGEAGUAS	WATER COLLECTOR COVER	1	1	1					
	T300518000	TAPON CIERRE CANALETA	CAP CHANNEL COVER	1	1	1					
	T840509000	MUELLE CIERRE RECOGEAGUAS	SPRING WATER COLLECTOR CO	1	1	1					
20	T300556000	RECOGEAGUAS PUERTA	DOOR SPRING WATER COLLECT	1	1	1					
	Q042022000	TORNILLO AVELLANADO M4X15	COUNTERSUNK SCREW M.4x15	2	2	2					
21	T900509000	EMBELLECEDOR POSTERIOR ASA	REAR TRIM HANDLE	1	1	1					
	Q042022000	TORNILLO AVELLANADO M4X15	COUNTERSUNK SCREW M.4x15	2	2	2					
22	T900507000	ANCLAJE PUERTA	DOOR ANCHORING	1	1	1					

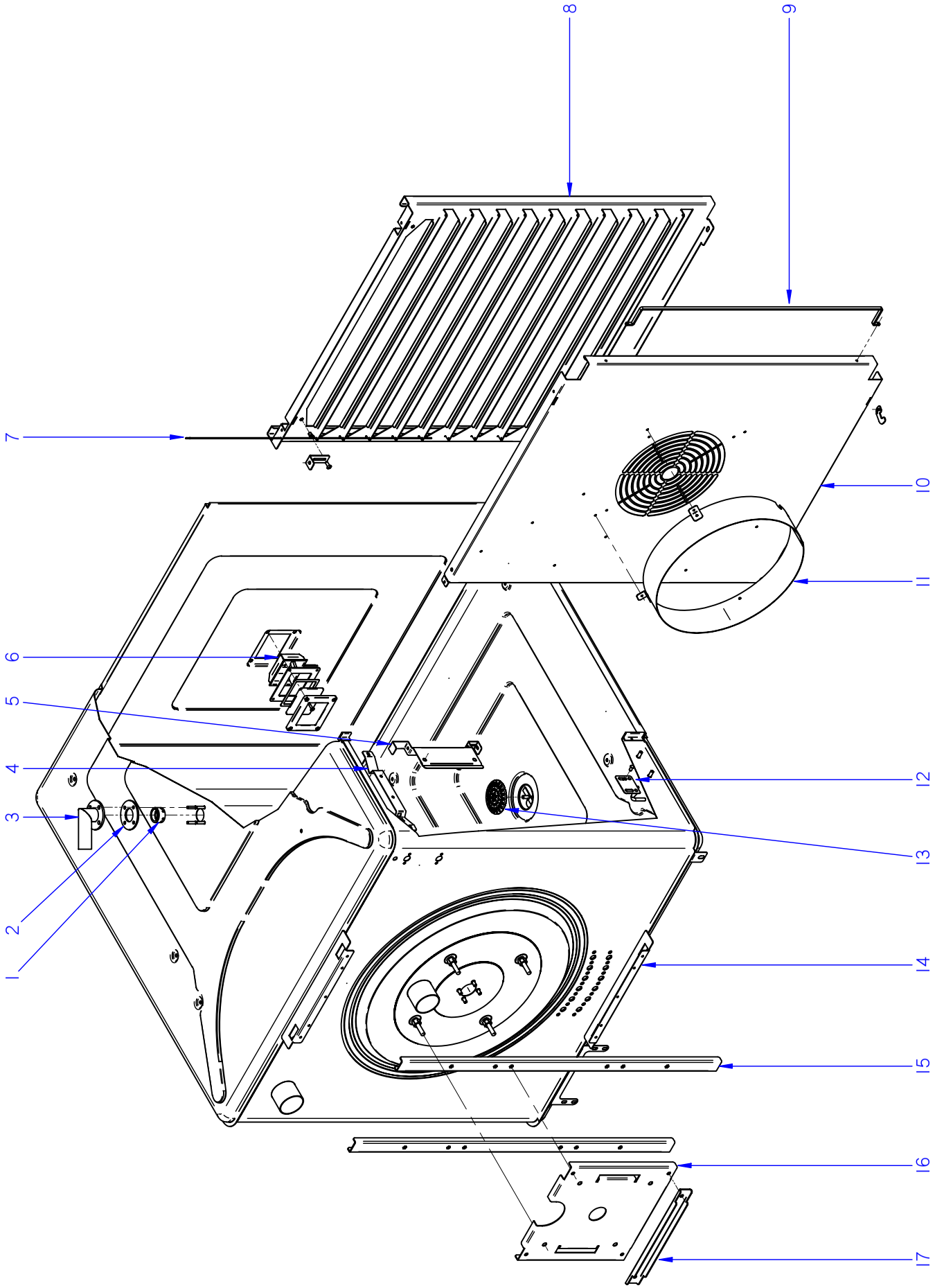

ITEM MARCADO EN COLOR = REPUESTO RECOMENDADO
COLOURED ITEM = RECOMMENDED SPARE PART

N plano	Firma	Fecha	Aparato	Lamina	
C-2418		2009-09	MUEBLE INTERIOR HORNOS COE / VE / VPE-102	3	Fagor Industrial S.Coop. Oñate

MOD.	HORNOS / OVEN	ZONA	MUEBLE INTERIOR / INTERIOR OVEN	PLANO	C-2418

ITEM	CODIGO	DENOMINACION	TEXTO	COE-102	VE-102	VPE-102					NOTAS
1	T360712000	PUNTA DIFUSORA LAVADO	WASHING DISPENSER POINT	_	_	1					
2	T330744000	CHAPA AMARRE TUBO LAVADO	WASHING PIPE FASTENING PLAT	_	_	1					
3	T820702000	TUBO DIFUSOR LAVADO COMP.	COMPL. WASHING DISPENSER P	_	_	1					
	Q232030000	ARANDELA A5	WASHER A.5	_	_	4					
	Q242030000	ARANDELA ABANICO A5 A.304	FAN SHAPED WASHER A.5	_	_	4					
	Q162030000	TUERCA EXAGONAL M5	HEXAGONAL NUT M.5	_	_	4					
4	R662683000	SOPORTE BULBO	BULB SUPPORT	1	1	1					
	Q412002000	REMACHE AVINOX Ø4x10MM	TUBULAR RIVET 4x7,5	4	4	4					
5	T302644000	SOPORTE SONDA	PROBE SUPPORT	_	1	1					
	Q232030000	ARANDELA A5	WASHER A.5	_	2	2					
	Q242030000	ARANDELA ABANICO A5 A.304	FAN SHAPED WASHER A.5	_	2	2					
	Q162030000	TUERCA EXAGONAL M5	HEXAGONAL NUT M.5	_	2	2					
6	T303023000	PORTALAMPARAS	LAMP HOLDER	1	1	1					
S/Nº	T303026000	JUNTA EXTERIOR LAMPARA	LAMP OUTER JOINT	1	1	1					
S/Nº	T303025000	CRISTAL LAMPARA	LAMP GLASS	1	1	1					
S/Nº	T303027000	JUNTA INTERIOR LAMPARA	LAMP INNER JOINT	1	1	1					
S/Nº	T303047000	MARCO LAMPARA	LAMP ANCHORING PLATEN	1	1	1					
S/Nº	R663013000	LAMPARA 10W-12V	LIGHT 10W 12V	1	1	1					
	Q222041000	REMACHE EXAGONAL M.4 INOX	HEXAGONAL RIVET M.4	4	4	4					
	Q032021000	TORNILLO ALOMADO M4X10	CURVED SCREW M.4x10	4	4	4					
7	T302692000	TOPE DE BANDEJAS 10/21	TRAY HOLDER BUFFER 10/21	2	2	2					
8	T322611000	PORTABANDEJAS 10/21	TRAY HOLDER 10/21	2	2	2					
S/Nº	T302688000	ENGANCHE PORTABANDEJAS	TRAY HOLDER FASTENER	2	2	2					
	Q222041000	REMACHE EXAGONAL M.4	HEXAGONAL RIVET M.4	2	2	2					
	Q232020000	ARANDELA A4	WASHER A.4	2	2	2					
	Q242020000	ARANDELA ABANICO A4	FAN SHAPED WASHER A.4	2	2	2					
	Q032021000	TORNILLO ALOMADO M4x10	CURVED SCREW M.4x10	2	2	2					
S/Nº	T302690000	CIERRE PORTABANDEJAS 10/21	TRAY HOLDER CLOSURE 10/21	2	2	2					
	Q412002000	REMACHE AVINOX Ø4x10	RIVET AVINOX Ø4x10	2	2	2					
9	T302618000	PROTECCION INTERIOR	INTERIOR PROTECTION	1	1	1					

MOD.	HORNOS / OVEN	ZONA	MUEBLE INTERIOR / INTERIOR OVEN	PLANO	C-2418

ITEM	CODIGO	DENOMINACION	TEXTO	COE-102	VE-102	VPE-102					NOTAS
10	T352609000	CUBREVENTILADOR 10/21	FAN COVER 10/21	1	_	_					
10	T342609000	CUBREVENTILADOR 10/21	FAN COVER 10/21	_	1	1					
S/Nº	T302635000	ENGANCHE CUBREVENTILADOR	FAN COVER FASTENER	2	2	2					
	Q412002000	REMACHE AVINOX Ø4x10	RIVET AVINOX Ø4x10	16	16	16					
11	T442604000	SUPLEMENT. CUBREVENTILADOR	FAN COVER SUPPLEMENT.	1	1	1					
S/Nº	T302643000	FIJACIÓN SUPLEMENTO	FAN COVER SUPPLEM. BINDING	4	4	4					
12	T302646000	TENSOR PINCHO COMPLETO	COMPLETE SPIKE TENSOR	_	1	1					
	Q232030000	ARANDELA A5	WASHER A.5	_	_	4					
	Q242030000	ARANDELA ABANICO A5 A.304	FAN SHAPED WASHER A.5	_	_	4					
	Q162030000	TUERCA EXAGONAL M5	HEXAGONAL NUT M.5	_	_	4					
13	T302695000	FILTRO DESAGÜE	DRAINAGE FILTER	1	1	1					
14	_____	CUERPO INTER COMP HEP 10-21	INNER BODY HEP-10/21	1	1	1					
15	T302628000	PERFIL SOPORTE MOTOR	PROFILE MOTOR SUPPORT	2	2	2					
	Q221342000	REMACHE EXAGONAL M5	HEXAGONAL RIVET M.5	6	6	6					
	Q012031000	TORNILLO EXAGONAL M5x10 A304	HEXAGONAL SCREW M.5x10	4	4	4					
16	T302627000	SOPORTE MOTOR	MOTOR SUPPORT	1	1	1					
17	T302649000	REFUERZO MOTOR	MOTOR REINFORCEMENT 10/21	1	1	1					
	Q232030000	ARANDELA A5	WASHER A.5	4	4	4					
	Q242030000	ARANDELA ABANICO A5 A.304	FAN SHAPED WASHER A.5	4	4	4					
	Q012032000	TORNILLO EXAGONAL M5x15	HEXAGONAL SCREW M.5x15	4	4	4					

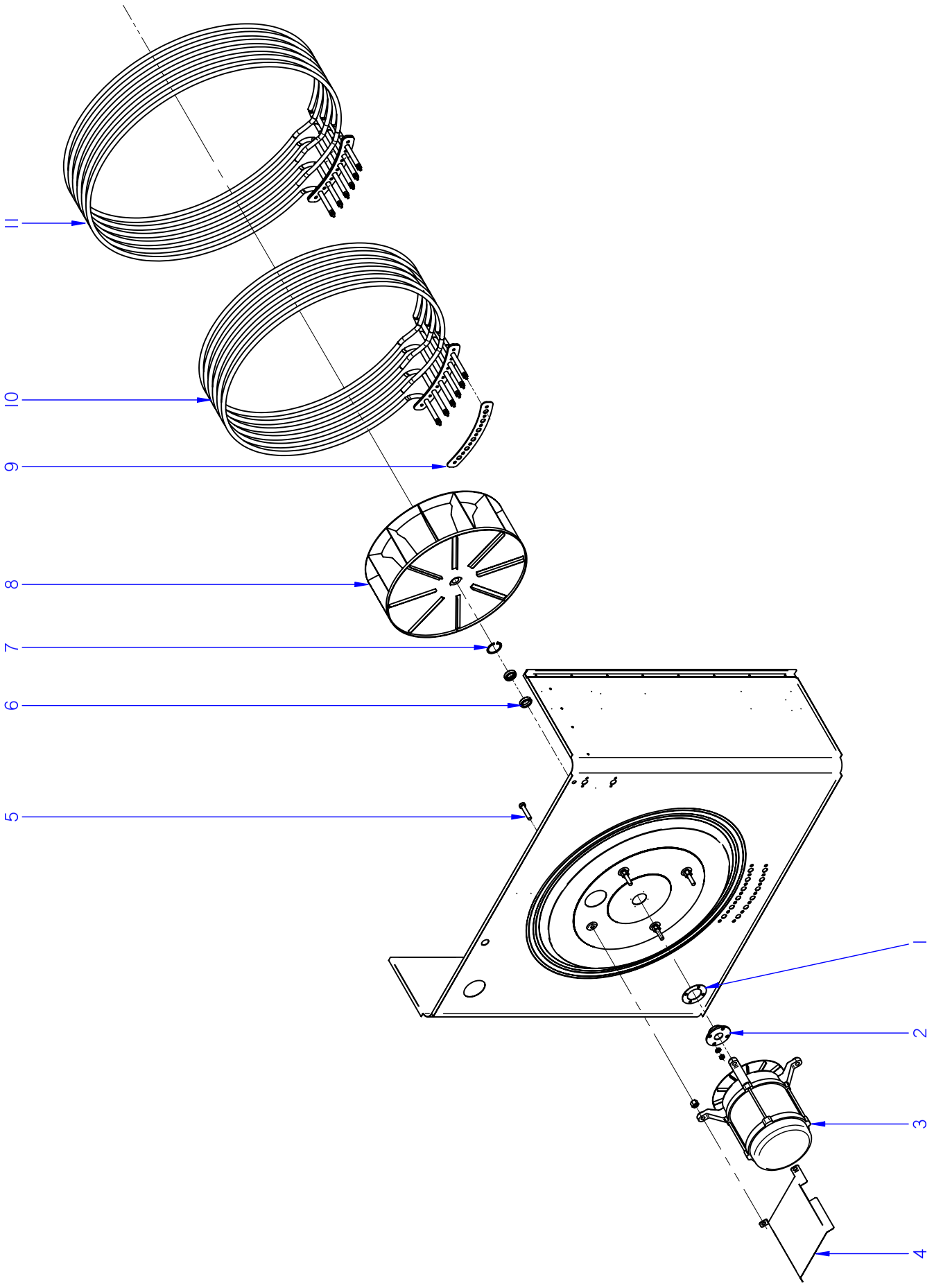

ITEM MARCADO EN COLOR = REPUESTO RECOMENDADO
COLOURED ITEM = RECOMMENDED SPARE PART

N plano	Firma	Fecha	Aparato		Lamina	
C-2419		2009-09	TURBINA HORNOS COE / VE / VPE-102		4	Fagor Industrial S.Coop. Oñate

MOD.	HORNOS / OVEN	ZONA	TURBINA / TURBINE	PLANO	C-2419

ITEM	CODIGO	DENOMINACION	TEXTO	COE-102	VP-102	VPE-102					NOTAS
1	R662685000	JUNTA CASQUILLO RETEN	SEAL BUSHING GASKET	1	1	1					
	Q232040000	ARANDELA A6	WASHER A6	4	4	4					
	Q262040000	ARANDELA GROW. A6	WASHER GROW. A6	4	4	4					
	Q162040000	TUERCA EXAGONAL M6	HEXAGONAL NUT M.6	4	4	4					
2	T302629000	CASQUILLO RETEN	SEAL BUSHING	1	1	1					
3	T303066000	MOTOR DOBLE GIRO 1VEL. 750W.	DOUBLE ROTATION MOTOR 1VE	1	1	1					
	R663057000	CASQUILLO AMARRE MOTOR	MOTOR FASTENING BUSHING	4	4	4					
	T302638000	DISTANCIADOR MOTOR 10/21	MOTOR DISTAC. 10/21	4	4	4					
4	T142635000	TEJADILLO MOTOR	MOTOR ROOF	1	1	1					
5	Q012056000	TORNILLO EXAGONAL M8X40	HEXAGONAL SCREW M8X40	4	4	4					
6	R662627000	RETEN 17X28X7V	RETAINER 28x17x7	2	2	2					
7	Q302023000	ANILLO DE SEGURIDAD Ø 28X1.2	SAFETY RING 28x1,2	1	1	1					
8	T493017000	TURBINA RECTA Ø350X127 FIR	TURBINE RECTA Ø350X127 FIR	1	1	1					
	R763010000	ARANDELA SEGURIDAD HANNING	HANNING SAFETY WASHER	1	1	1					
	Q012063000	TORNIL. EXAGONAL M10X20 A.304	HEXAGONAL SCREW M.10x20	1	1	1					
9	T323021000	JUNTA RESISTENCIAS	RESISTOR SEAL	2	2	2					
	Q232040000	ARANDELA A6	WASHER A6	16	16	16					
	Q262040000	ARANDELA GROW. A6	WASHER GROW. A6	14	14	14					
	Q012042000	TORNILLO EXAGONAL M6x15	HEXAGONAL BOLT M6x15	14	14	14					
	Q162040000	TUERCA EXAGONAL M6	HEXAGONAL NUT M.6	2	2	2					
10	T323034000	RESISTENCIA INTERIOR 3 X 5KW	INTERIOR RESISTOR 3X5 KW	1	1	1					
11	T323035000	RESISTENCIA EXTERIOR 3 X 5KW	EXTERIOR RESISTOR 3X5 KW	1	1	1					

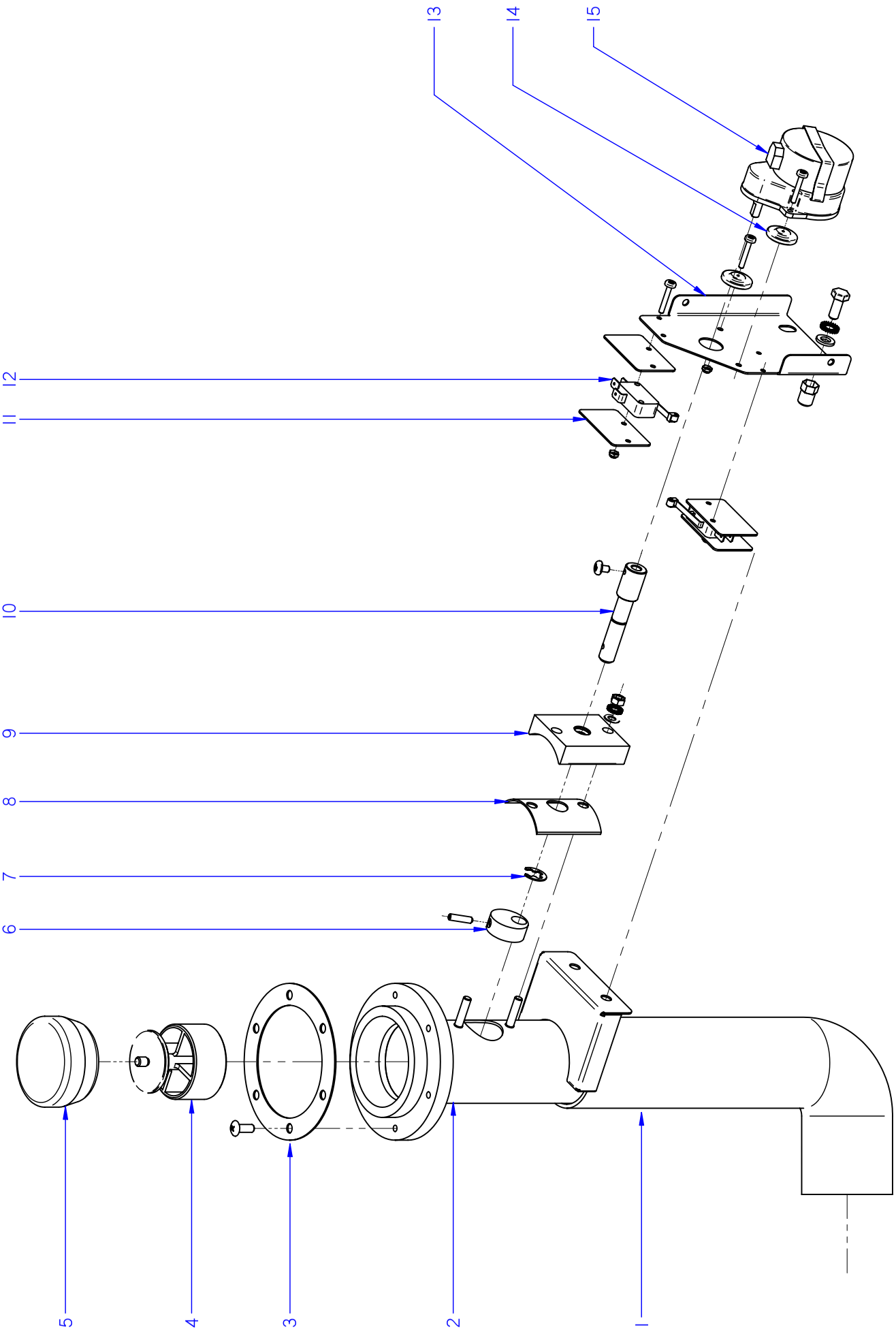

ITEM MARCADO EN COLOR = REPUESTO RECOMENDADO
COLOURED ITEM = RECOMMENDED SPARE PART

N plano	Firma	Fecha	Aparato		Lamina	
C-2420		2009-09	CHIMENEA HORNOS COE / VE / VPE-102		5	Fagor Industrial S.Coop. Oñate

MOD.	HORNOS / OVEN	ZONA	CHIMENEA / FLUEPIPE	PLANO	C-2420

ITEM	CODIGO	DENOMINACION	TEXTO	COE-102	VE-102	VPE-102					NOTAS
1	T722608000	TUBO FLEXIBLE Ø53X360	FLEXIBLE TUBE Ø53X360	1	1	1					
	Q881307000	ABRAZADERA 40*60	CLAMP 40*60	2	2	2					
2	T815006000	CONJUNTO CHIMENEA	COMPLETE CHIMNEY	1	1	1					
	Q221343000	REMACHE EXAGONAL M.6	HEXAGONAL RIVET M.6	2	2	2					
3	T325057000	JUNTA BASE CHIMENEA	FLUEPIPE BASE SEAL	1	1	1					
	Q152004000	TORNIL. APLASTADO M5X13 A 304	FLAT SCREW M.5x13	6	6	6					
4	T815014000	GUIA RETENCION VAPORES	STEAM RETAINER GUIDE	1	1	1					
5	T325055000	RETENCION DE VAPORES	CLOSE CHIMNEY	1	1	1					
6	T325032000	LEVA EJE CHIMENEA	FLUEPIPE SHAFT CAM	1	1	1					
	Q132045000	VARILLA ROSCADA M4X16	THREADED ROD M4X16	1	1	1					
7	Q271006000	ARANDELA DE SEGURIDAD Ø8	SAFETY WASHER Ø8	1	1	1					
8	T325030000	JUNTA EJE CHIMENEA	FLUEPIPE SHAFT SEAL	1	1	1					
9	T325029000	GUIA EJE CHIMENEA	FLUEPIPE SHAFT GUIDE	1	1	1					
	Q232030000	ARANDELA A5	FLAT WASHER A.5	2	2	2					
	Q242030000	ARANDELA ABANICO A5 A.304	FAN SHAPED WASHER A.5	2	2	2					
	Q162030000	TUERCA EXAGONAL M5	HEXAGONAL NUT M.5	2	2	2					
10	T815010000	EJE CHIMENEA ELECTRICA	ELECTRIC FLUEPIPE SHAFT	1	1	1					
	Q151320000	TORNILLO ALOMADO M4X6 ZINC.	CURVED SCREW M4X6 ZINC.	1	1	1					
11	R010535000	PLACA SEPARADORA	SPACER PLATE	4	4	4					
	Q032013000	TORNILLO ALOMADO M3X20	CURVED SCREW M3X20	4	4	4					
	Q221350000	TUERCA AUTOBLOCANTE M3	SELF-LOCKING NUT M3	4	4	4					
12	R010534000	INTERRUPTOR PUERTA	DOOR SWITCH	2	2	2					
13	T815009000	ESCUA. AMARRE MOTOR CHIMEN.	FLUEPIPE MOTOR FASTENING B	1	1	1					
	Q232040000	ARANDELA A6	FLAT WASHER A.6	2	2	2					
	Q242040000	ARANDELA ABANICO A6 A.304	FAN SHAPED WASHER A.6	2	2	2					
	Q012042000	TORNILLO EXAGONAL M6X15 A304	HEXAGONAL SCREW M6X15	2	2	2					
14	Q308006000	ARANDELA DUBO Ø 4	WASHER DUBO Ø 4	3	3	3					
15	T323010000	MOTOR CHIMENEA	FLUEPIPE MOTOR	1	1	1					

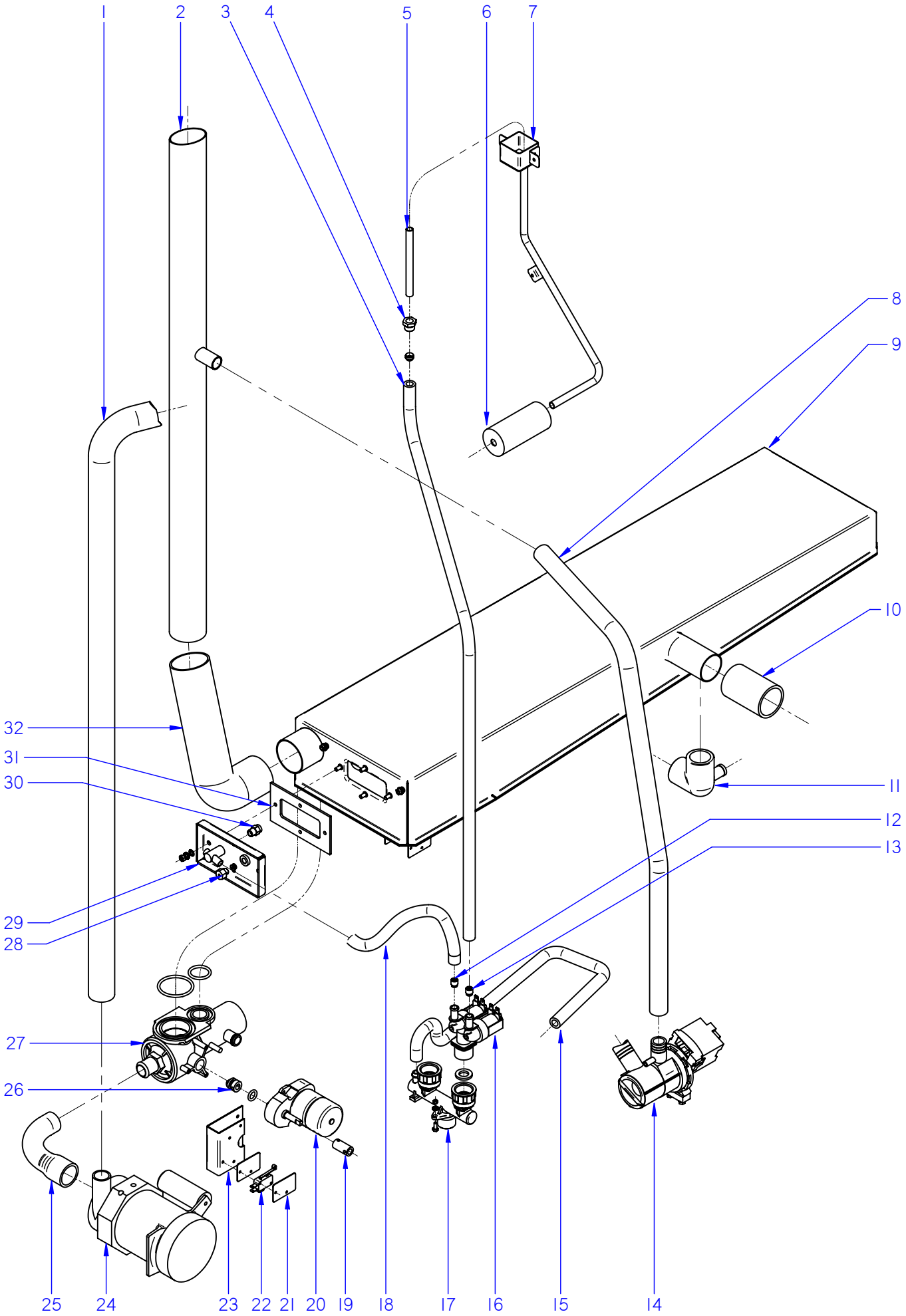

ITEM MARCADO EN COLOR = REPUESTO RECOMENDADO
COLOURED ITEM = RECOMMENDED SPARE PART

N plano	Firma	Fecha	Aparato	CIRCUITO DE AGUA	Lamina	
C-2421		2009-09	HORNOS COE / VE / VPE-102		6	Fagor Industrial S.Coop. FAGOR Oñate

MOD.	HORNOS / OVEN	ZONA	CONDUCCIONES DE AGUA / WATER PIPES	PLANO	C-2421

ITEM	CODIGO	DENOMINACION	TEXTO	COE-102	VE-102	VPE-102					NOTAS
1	3716000000	TUBO SILICONA Tº Ø 35*27	HIGH SILICON PIPE Tº Ø 35*27	_	_	1					
	Q881305000	ABRAZADERA 25-40	CLAMP 25-40	_	_	2					
2	T355007000	CHIMENEA COMPLETA HEI 10/21	COMPLET FLUEPIPE HEI 10/21	1	_	_					
2	T325050000	CHIMENEA COMPLETA 10/21	COMPLET FLUEPIPE 10/21	_	1	1					
3	3676900000	T. GOMA NEGRA Ø17*10 INYECT.	BLACK RUBBER PIPE Ø17*10	1	1	1					
	Q881302000	ABRAZADERA 12*20	CLAMP 12-20	2	2	2					
4	R695003000	MANGÜITO CIERRE	CLOSING SLEEVE	1	1	1					
	R695004000	BICONO	BICONE	1	1	1					
5	T355001000	TUBO INYECTOR	INJECTOR PIPE	1	_	_					
5	R695033000	TUBO INYECTOR 6/11	INJECTOR PIPE	_	1	1					
6	R665025000	DISTRIBUIDOR INYECTOR	INJECTOR DISTRIBUTOR	1	_	_					
7	T355005000	INYECTOR COMPLETO HEI 1	COMPLETE INJECTOR HEI	1	_	_					
8	3715900000	TUBO SILICONA Tº Ø 26*18	HIGH SILICON PIPE Tº Ø 26*18	_	1	1					
	Q901311000	ABRAZADERA ELASTICA 26,7*28,1	ELAST. CLAMP 26,7*28,1	_	2	2					
9	T915005000	CAJA DESAGÜE LAVADO	COM. DRAINAGE BOX	1	1	_					
9	T625001000	CONJUNTO CAJA LAVADO	COMPLETE WASH BOX	_	_	1					
	Q232040000	ARANDELA A6	WASHER A.6	2	2	2					
10	3715800000	TUBO SILICONA Tº Ø 43*51	HIGH SILICON PIPE Tº Ø 43*51	1	1	1					
	Q881307000	ABRAZADERA 40*60	CLAMP 40*60	2	2	2					
11	R665080000	CODO DESAGUE	DRAINAGE L-BEND	1	1	_					
S/Nº	T815001000	CONDUCCIÓN DESAGÜE 6-10/11 E	DRAINAGE DUCT 6-10/11 E	1	1	_					
12	P443042000	REGULADOR 3 L. VERDE 254,023	REGULATOR 3 L. GREEN	1	1	1					
13	R715011000	REGULADOR 0.5L. NARANJA	REGULATOR 0.5L. ORANGE	1	1	1					
14	Z220901000	BOMBA DESAGÜE 30W	DRAINAGE PUMP 30W	_	1	1					
15	3676900000	TUBO GOMA NEGRA Ø17*10	BLACK RUBBER PIPE Ø17*10	1	1	1					
	Q881302000	ABRAZADERA 12*20	CLAMP 12-20	2	2	2					
16	P255001000	ELECTROVALVULA DOBLE	DOUBLE SOLENOID VALVE	1	1	1					

MOD.	HORNOS / OVEN	ZONA	CONDUCCIONES DE AGUA / WATER PIPES	PLANO	C-2421

ITEM	CODIGO	DENOMINACION	TEXTO	COE-102	VE-102	VPE-102					NOTAS
17	T325063000	ENTRADA DE AGUA COMPLETA	COMPLETE WATER INLET	_	1	1					
	Q307031000	JUNTA TUBO 14X24X3	JOINT 14X24X3	_	2	2					
	Q012021000	TORNILLO EXAGONAL M4x10 A304	HEXAGONAL BOLT M4x10 A304	_	2	2					
	Q242010000	ARANDELA ABANICO A3 A.304	FAN SHAPED WASHER A.3	_	2	2					
	Q162020000	TUERCA EXAGONAL M4	HEXAGONAL NUT M.4º	_	2	2					
18	3676900000	TUBO GOMA NEGRA Ø17*10	BLACK RUBBER PIPE Ø17*10	1	1	1					
	Q881302000	ABRAZADERA 12*20	CLAMP 12-20	2	2	2					
19	T330733000	CASQUILLO MOTOR MICRO	MICRO MOTOR BUSHING	_	_	1					
	Q151320000	TORNILLO ALOMADO M4X6 H.ZIN.	CURVED SCREW M4X6 H.ZIN.	_	_	2					
	Q371026000	MANGUITO SUJEC. 4X14 DIN1481	HOSE FASTENING 4X14 DIN1481	_	_	1					
	Q052032000	TORNILLO ALLEN M.5x15(+)	ALLEN HEAD SCREW M.5x15(+)	_	_	2					
20	T330711000	MOTOR VALVULA	VALVE MOTOR	_	_	1					
	Q042022000	TORNILLO AVELLANADO M4X15	COUNTERSUNK SCREW M.4x15	_	_	2					
21	R010535000	PLACA SEPARADORA	SPACER PLATE	_	_	4					
	Q032013000	TORNILLO ALOMADO M3X20	CURVED SCREW M3X20	_	_	7					
	Q221350000	TUERCA AUTOBLOCANTE M3	SELF-LOCKING NUT M3	_	_	7					
22	R010534000	INTERRUPTOR PUERTA	DOOR SWITCH	_	_	2					
23	T330713000	CHAPA SUJECCION MICROS	FASTENING PLATE MICROS	_	_	1					
24	T360715000	MOTOBOMBA 5213E2450 FIR 50Hz	MOTOR-PUMP 5213E2450 FIR	_	_	1					
	Q232040000	ARANDELA A6	WASHER A.6	_	_	2					
	Q242040000	ARANDELA ABANICO A6 A.304	FAN SHAPED WASHER A.6	_	_	2					
	Q012043000	TORNILLO EXAGONAL M6X20	HEXAGONAL SCREW M6X20	_	_	2					
25	T330731000	GOMA VALVULA BOMBA	PUMP VALVE RUBBER	_	_	1					
	Q881304000	ABRAZADERA 20-32	CLAMP 20-32	_	_	1					
	Q881305000	ABRAZADERA 25-40	CLAMP 25-40	_	_	1					
26	T330707000	PUNTA ACOPLE MOTOR A VALVUL	CONN. POINT MOTOR TO VALVE	_	_	1					
	Q307084000	JUNTA TORICA Ø18X3.5	O-RING Ø18X3.5	_	_	1					
27	T330723000	CUERPO VALVULA COMPLETO	COMPLETE VALVE BODY	_	_	1					
	Q307080000	JUNTA TORICA Ø52X3,5	O-RING Ø52X3.5	_	_	1					
	Q307079000	JUNTA TORICA Ø33x3,5	O-RING Ø33x3.5	_	_	1					

MOD.	HORNOS / OVEN	ZONA	CONDUCCIONES DE AGUA / WATER PIPES	PLANO	C-2421

ITEM	CODIGO	DENOMINACION	TEXTO	COE-102	VE-102	VPE-102					NOTAS
28	R662629000	RACORD CIERRE SONDA	PROBE CLOSING ADAPTOR	1	1	1					
	R662652000	BICONO CIERRE SONDA	PROBE CLOSING BICONE	1	1	1					
29	T325075000	FIJACION SONDA CONDENSADOR	COMPLET. PROBE FASTENING	1	1	1					
30	T115086000	TOBERA 1/8	NOZZLE 1/8	1	1	1					
31	T325066000	JUNTA FIJACION SONDA	PROBE FASTENING SEAL	1	1	1					
	Q232030000	ARANDELA A5	FLAT WASHER A.5	8	8	8					
	Q242030000	ARANDELA ABANICO A5 A.304	FAN SHAPED WASHER A.5	8	8	8					
	Q162030000	TUERCA EXAGONAL M5	HEXAGONAL NUT M.5	8	8	8					
32	T722608000	TUBO FLEXIBLE Ø53X360	FLEXIBLE TUBE Ø53X360	1	1	1					
	Q881307000	ABRAZADERA 40*60	CLAMP 40*60	2	2	2					

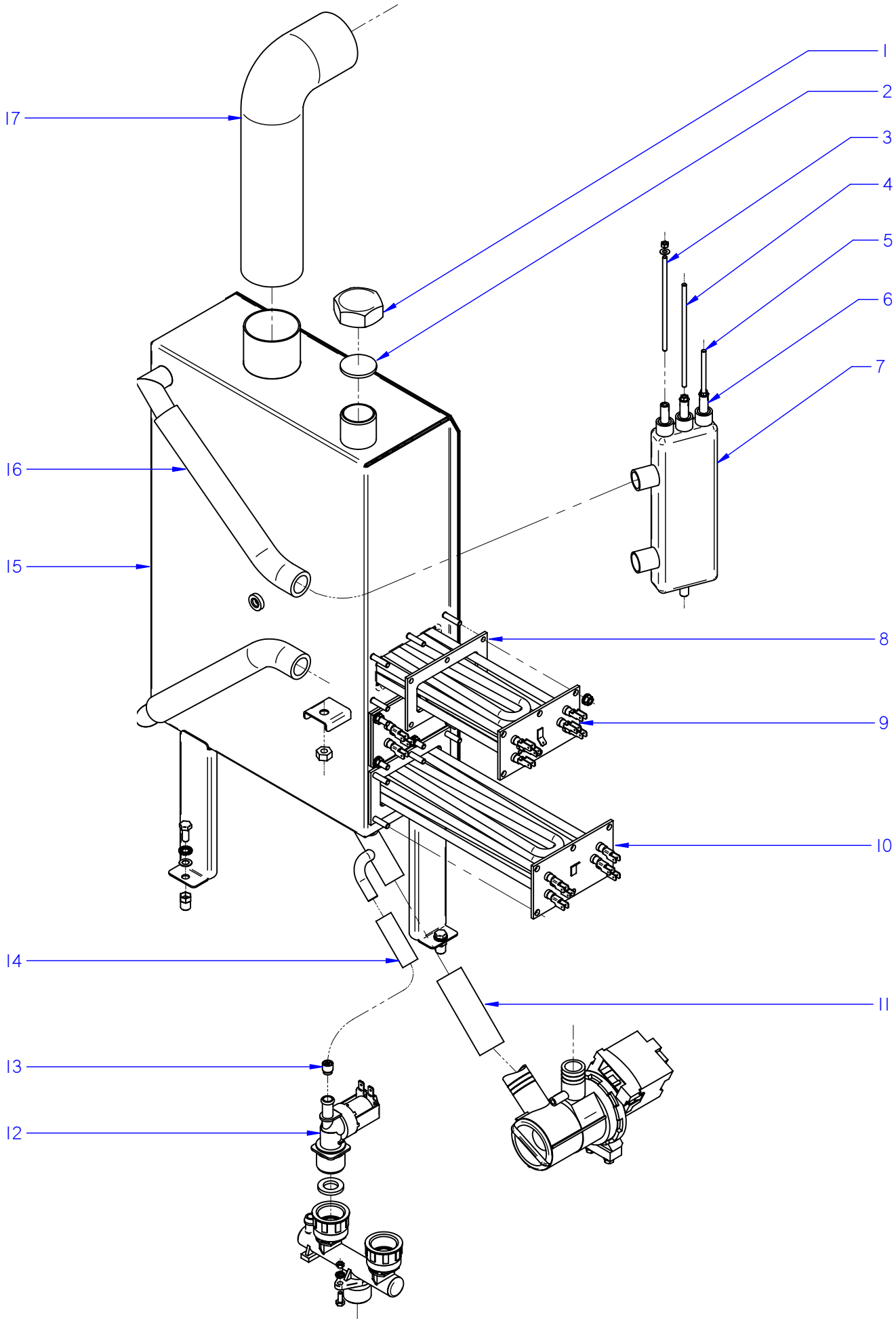

ITEM MARCADO EN COLOR = REPUESTO RECOMENDADO
COLOURED ITEM = RECOMMENDED SPARE PART

N plano	Firma	Fecha	Aparato		Lamina	
C-2422		2009-09	CIRCUITO DE VAPOR HORNOS VE-102 / VPE-102		7	Fagor Industrial S.Coop. Oñate

MOD.	HORNOS / OVEN	ZONA	CIRCUITO DE VAPOR / STEAM CIRCUIT	PLANO	C-2422

ITEM	CODIGO	DENOMINACION	TEXTO	VE-102	VPE-102						NOTAS
1	R015010000	TUERCA TAPON 1"	PLUG NUT 1"	1	1						
2	R015011000	ARANDELA Ø32	WASHER Ø32	1	1						
3	R345060000	ELECTRODO ALTO	HIGH LEVEL ELECTRODE	1	1						
4	R345063000	ELECTRODO BAJO	LOW LEVEL ELECTRODE	1	1						
5	R345064000	ELECTRODO DE MASA	EARTH ELECTRODE	1	1						
	Q232020000	ARANDELA A4	FLAT WASHER A.4	3	3						
	Q162020000	TUERCA EXAGONAL M4	HEXAGONAL NUT M.4º	3	3						
6	R345069000	GUIA AISLANTE	INSULATION GUIDE	3	3						
7	T325077000	BOTE DE NIVELES	LEVELS VESSEL	1	1						
	Q228051000	TUERCA EXAGONAL M8 PLASTIC	HEXAGONAL NUT M8 PLASTIC	1	1						
8	T323007000	JUNTA CIERRE RESISTENCIAS	RESISTOR SEAL	3	3						
	Q232030000	ARANDELA A5	WASHER A.5	18	18						
	Q242030000	ARANDELA ABANICO A5 A.304	FAN SHAPED WASHER A.5	18	18						
	Q163030000	TUERCA EXAGONAL M5 LATON	HEXAGONAL NUT M5	18	18						
9	T323006000	RESISTENCIA 3x3000W 230V	RESISTOR 3x3000W 230V	1	1						
10	T323038000	RESISTENCIA 3x3000W 230V	RESISTOR 3x3000W 230V	2	2						
11	3715900000	TUBO SILICONA Tº Ø 26*18	HIGH SILICON PIPE Tº Ø 26*18	1	1						
	Q901311000	ABRAZADERA ELASTICA 26,7*28,1	ELAST. CLAMP 26,7*28,1	2	2						
12	Z701135000	ELECTROVALVUL. SIMPLE 255.208	SIMPLE SOLENOID VALVE	1	1						
13	Z601156000	REGULADOR 8L RO 254.034	REGULATOR 8L RED 254.034	1	1						
14	3676900000	T. GOMA NEGRA Ø17*10	BLACK RUBBER PIPE Ø17*10	1	1						
	Q881302000	ABRAZADERA 12*20	CLAMP 12-20	2	2						
15	**1100003144**	**KIT GENERADOR DE VAPOR**	**STEAM GENERATOR KIT**	**1**	**1**						
16	3715900000	TUBO SILICONA Tº Ø 26*18	HIGH SILICON PIPE Tº Ø 26*18	1	1						
	Q901311000	ABRAZADERA ELASTICA 26,7*28,1	ELAST. CLAMP 26,7*28,1	2	2						
17	T722608000	TUBO FLEXIBLE Ø53X360	FLEXIBLE TUBE Ø53X360	1	1						
	Q881307000	ABRAZADERA 40*60	CLAMP 40*60	2	2						

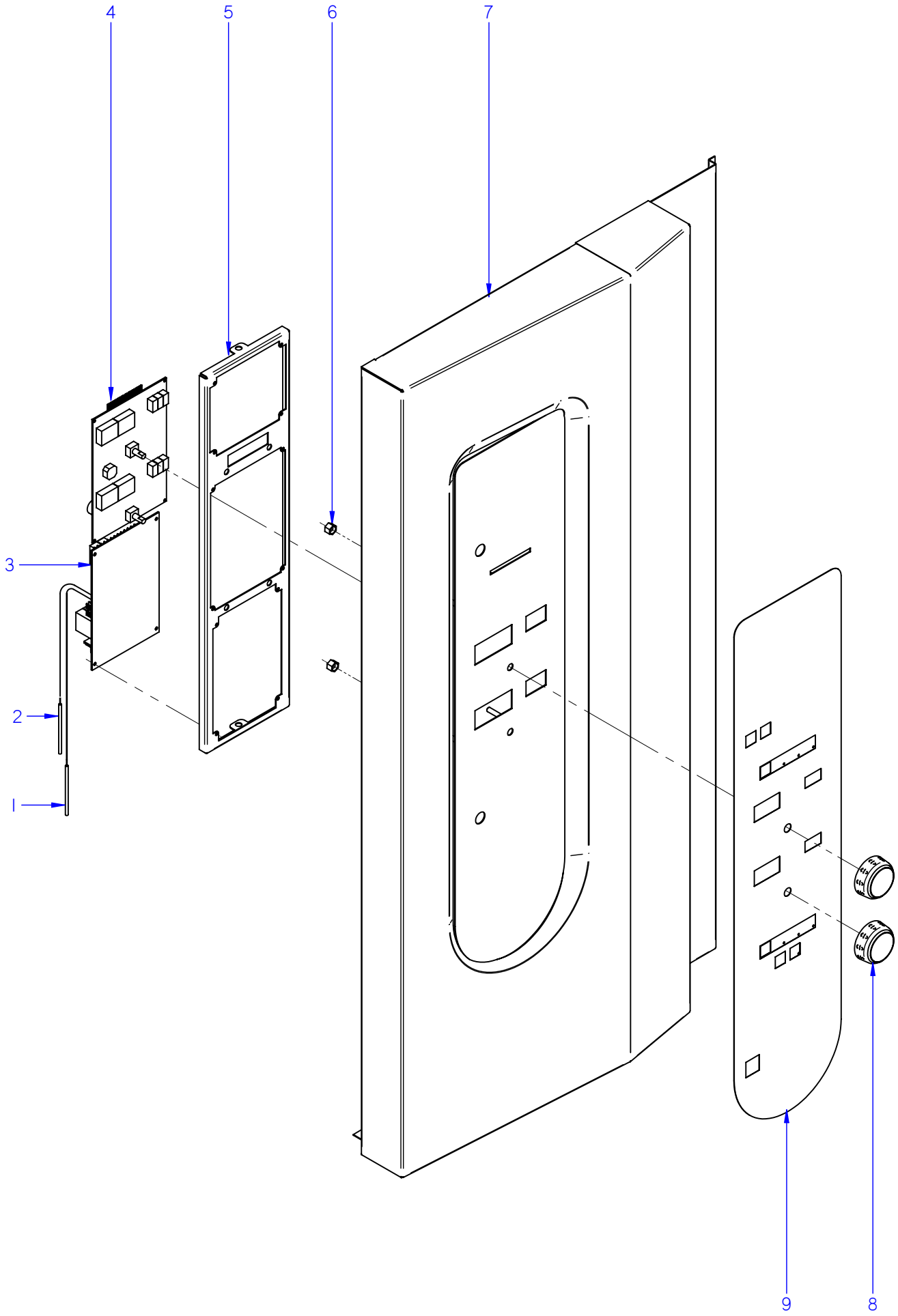

ITEM MARCADO EN COLOR = REPUESTO RECOMENDADO
COLOURED ITEM = RECOMMENDED SPARE PART

N plano	Firma	Fecha	Aparato	Lamina	
C-2423		2009-09	CONJUNTO ELECTRICO PORTAMANDOS HORNOS COE-102	8	Fagor Industrial S.Coop. FAGOR Oñate

MOD.	HORNOS / OVEN	ZONA	CONJUNTO ELECTRICO PORTAMANDOS / CONTROL HOLDER ELECTRIC UNIT	PLANO	C-2423

ITEM	CODIGO	DENOMINACION	TEXTO	COE-102							NOTAS
1	T323011000	CONJUN. TERMOPAR CAMARA (K)	CHAMBER THERMOCOUPLE UNI	1							
2	T323024000	CONJUN. TERMOPAR VAPOR 10/21	STEAM THERMOCOUPLE UNIT 1(	1							
3	T553003000	TARJETA CONTROL DE CAMARA	CHAMBER CONTROL CARD	1							
	Q221023000	CLIP SUJECIÓN RÁPIDA Ø 4	RAPID CONNECT CLIP Ø 4	8							
4	T533001000	TARJETA PORTAMANDOS HEI-HGC	CONTROL PANEL CARD	1							
5	T932802000	SOPORTE PROGRAMADOR	PROGRAM. SUPPORT	1							
6	T732802000	DISTANCIAD. COMPONENTES 7mm	SPACER 7mm	4							
7	T632803000	PANEL PORTAMANDOS 10-21 HEI	CONTROL PANEL 10-21 HEI	1							
	Q221342000	REMACHE EXAGONAL M5	HEXAGONAL RIVET M.5	3							
8	T903007000	BOTON DE MANDO	CONTROL BUTTON	2							
9	T603007000	SERIGRAFIA HEI 10/21	SERIGRAPHY HEI 10/21	1							

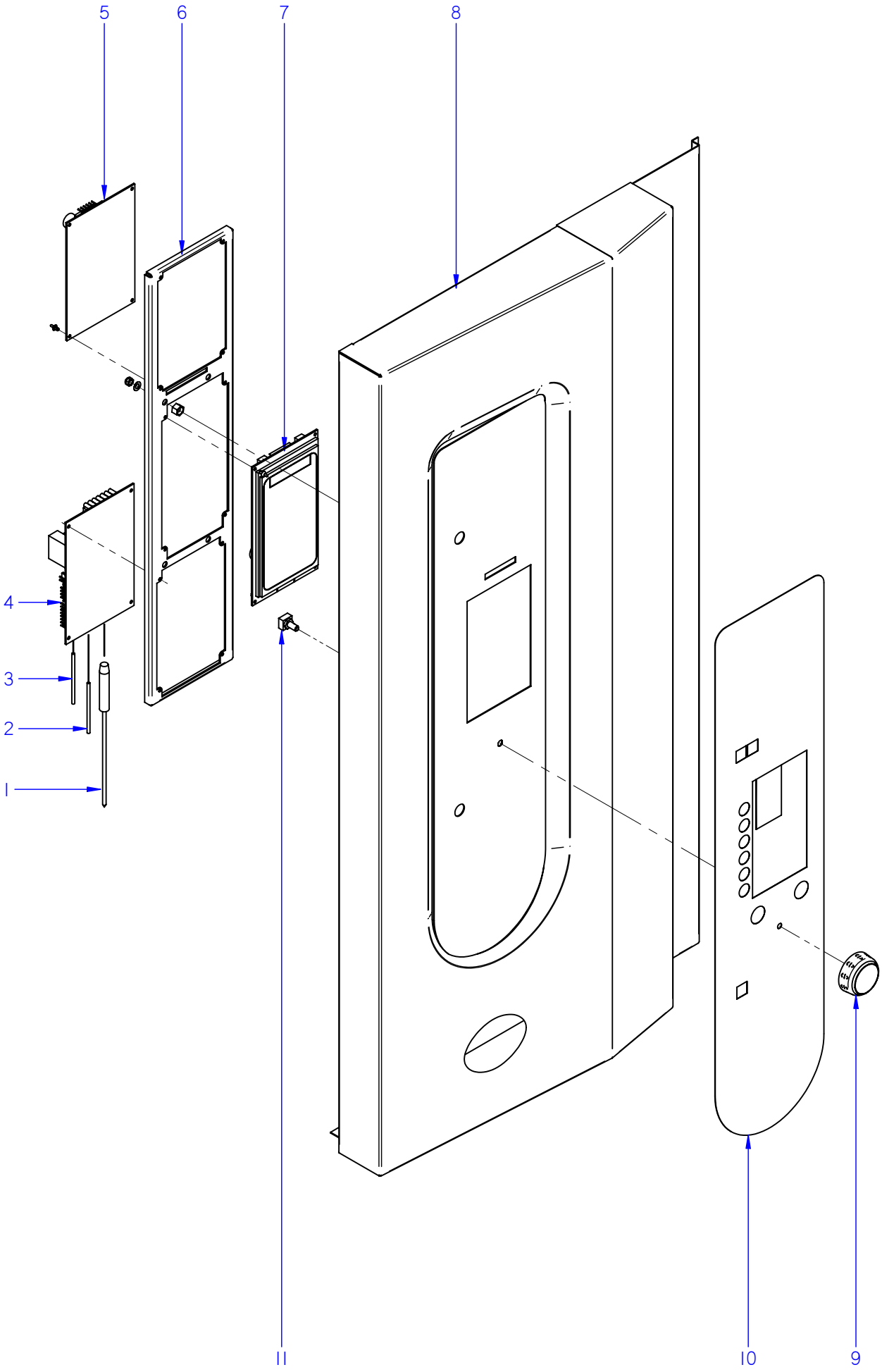

ITEM MARCADO EN COLOR = REPUESTO RECOMENDADO
COLOURED ITEM = RECOMMENDED SPARE PART

N plano	Firma	Fecha	Aparato		Lamina	
C-2424		2009-09	CONJUNTO ELECTRICO PORTAMANDOS	HORNOS VE-102	9	Fagor Industrial S.Coop. FAGOR Onate

MOD.	HORNOS / OVEN	ZONA	CONJUNTO ELECTRICO PORTAMANDOS / CONTROL HOLDER ELECTRIC UNIT	PLANO	C-2424

ITEM	CODIGO	DENOMINACION	TEXTO	VE-102							NOTAS
1	T303007000	CONJUNTO SONDA PARA NUCLEO	PROBE UNIT FOR CORE	1							
2	T323011000	CONJUN. TERMOPAR CAMARA (K)	CHAMBER THERMOCOUPLE UNI	1							
3	T323024000	CONJUN. TERMOPAR VAPOR 10/21	STEAM THERMOCOUPLE UNIT 1(	2							
4	T553003000	TARJETA CONTROL DE CAMARA	CHAMBER CONTROL CARD	1							
	Q221023000	CLIP SUJECIÓN RÁPIDA Ø 4	RAPID CONNECT CLIP Ø 4	12							
5	T553002000	TARJETA CONTROL CALDERA	BOILER CONTROL CARD	1							
6	T612805000	SOPORTE CIRCUITOS HEM10/21	CIRCUIT SUPPORT HEM10/21	1							
	Q232030000	ARANDELA A5	WASHER A.5	4							
	Q221308000	TUERCA EXAGONAL AUT M5 H. ZI.	HEXAGONAL NUT M5 H. ZINC,	4							
7	T913003000	CIRC PORTAMANDOS HEM HGV	CONTROL HOLDER CIRCUIT HEM	1							
8	T612804000	PANEL PORTAMANDOS 10-21 HEM	CONTROL PANEL 10-21 HEM	1							
9	T903007000	BOTON DE MANDO	CONTROL BUTTON	1							
10	T613006000	SERIGRAFIA HEM 21	SERIGRAPHY HEM 21	1							
11	T513009000	ENCODER GAMA VISUAL	VISUAL RANGE ENCODER	1							

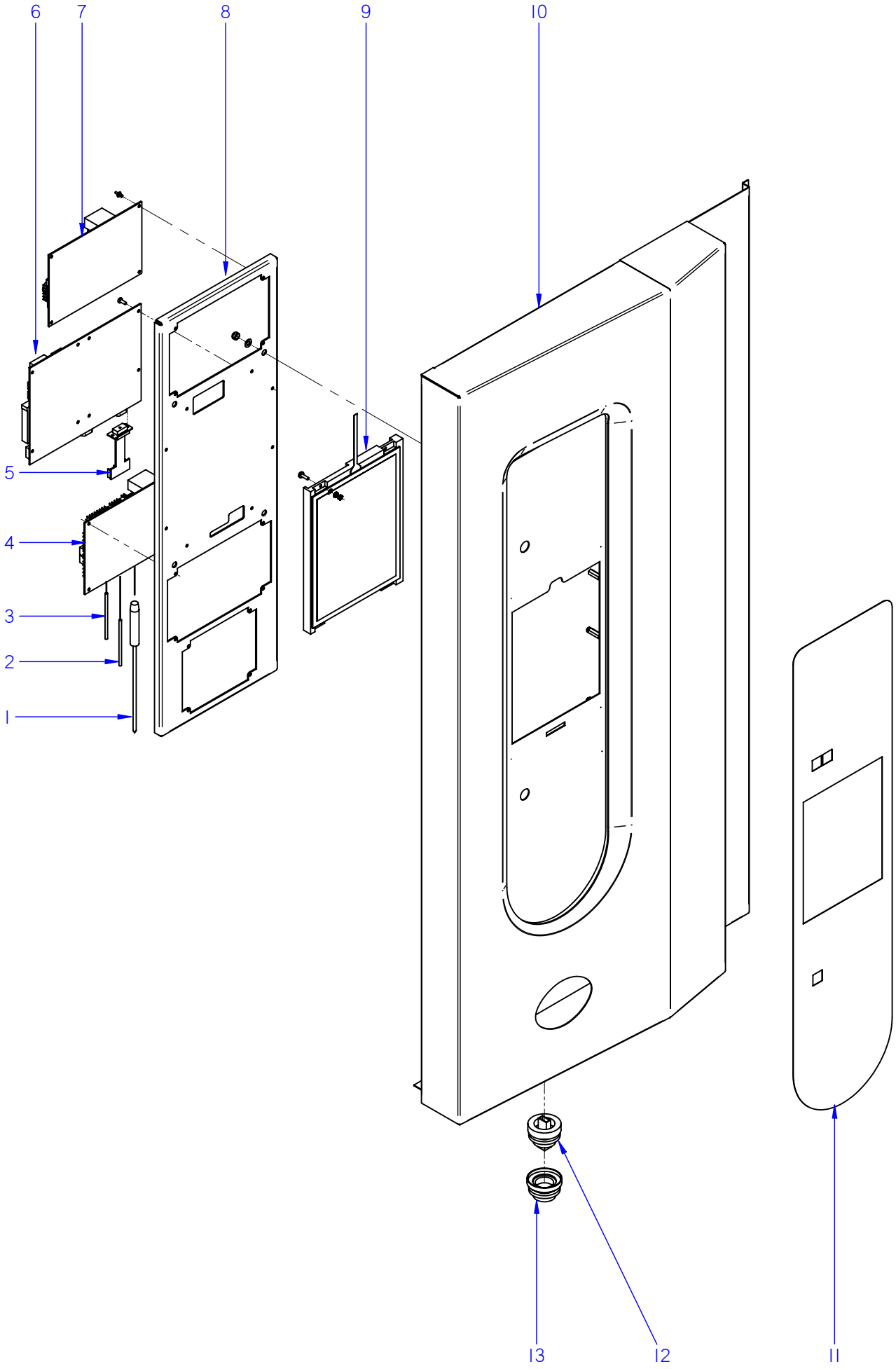

ITEM MARCADO EN COLOR = REPUESTO RECOMENDADO
COLOURED ITEM = RECOMMENDED SPARE PART

N plano	Firma	Fecha	Aparato		Lamina	
C-2425		2009-09	CONJUNTO ELECTRICO PORTAMANDOS	HORNOS VPE-102	10	Fagor Industrial S.Coop. FAGOR Onate

MOD.	HORNOS / OVEN	ZONA	CONJUNTO ELECTRICO PORTAMANDOS / CONTROL HOLDER ELECTRIC UNIT	PLANO	C-2425

ITEM	CODIGO	DENOMINACION	TEXTO	VPE-102							NOTAS
1	T623006000	CONJUN. SONDA NUCLEO 5 PUNT.	PROBE UNIT FOR CORE	1							
2	T323011000	CONJUN. TERMOPAR CAMARA (K)	CHAMBER THERMOCOUPLE UNI	1							
3	T323024000	CONJUN. TERMOPAR VAPOR 10/21	STEAM THERMOCOUPLE UNIT 1	2							
4	T553003000	TARJETA CONTROL DE CAMARA	CHAMBER CONTROL CARD	1							
	Q221023000	CLIP SUJECIÓN RÁPIDA Ø 4	RAPID CONNECT CLIP Ø 4	4							
5	T553007000	MOCHILA BMF	DONGLE BMF	1							
6	T553001000	CIRC. PORTAMANDOS GAMA ALTA	CONTROL HOLDER CIRC. HIGH F	1							
	T133007000	DISTANCIADOR M3	SPACER M3	4							
	T133008000	TORNILLO AMARRE M3	ANCHORING SCREW M3	6							
	Q161310000	TUERCA EXAGONAL M3 H. ZINC,	HEXAGONAL NUT M3 H. ZINC,	6							
7	T553009000	TARJETA CONTROL CALDERA	BOILER CONTROL CARD	1							
	Q221023000	CLIP SUJECIÓN RÁPIDA Ø 4	RAPID CONNECT CLIP Ø 4	4							
8	T652802000	SOPORTE PROGRAM HEP HGP 21	PROGRAM. SUPPORT HEP HGP	1							
9	T623004000	PANTALLA TACTIL 8,4	TOUCH SCREEN 8,4	1							
	Q032011000	TORNILLO ALOMADO M3x10	CURVED SCREW M.3x10	4							
	Q232010000	ARANDELA PLANA A3 DIN 125	WASHER A3 DIN 125	4							
	Q242010000	ARANDELA ABANICO A3 A.304	FAN SHAPED WASHER A.3	4							
	Q161310000	TUERCA EXAGONAL M3 H. ZINC,	HEXAGONAL NUT M3 H. ZINC,	4							
10	T622803000	PANEL PORTAMANDOS 10-21 HEP	CONTROL PANEL 10-21 HEP	1							
11	T623003000	SERIGRAFIA HEP 21	SERIGRAPHY HEP 21	1							
12	T723006000	CONECTOR USB VISUAL PLUS	VISUAL PLUS USB CONNECTOR	1							
13	T723007000	TAPA USB VISUAL PLUS	VISUAL PLUS USB COVER	1							

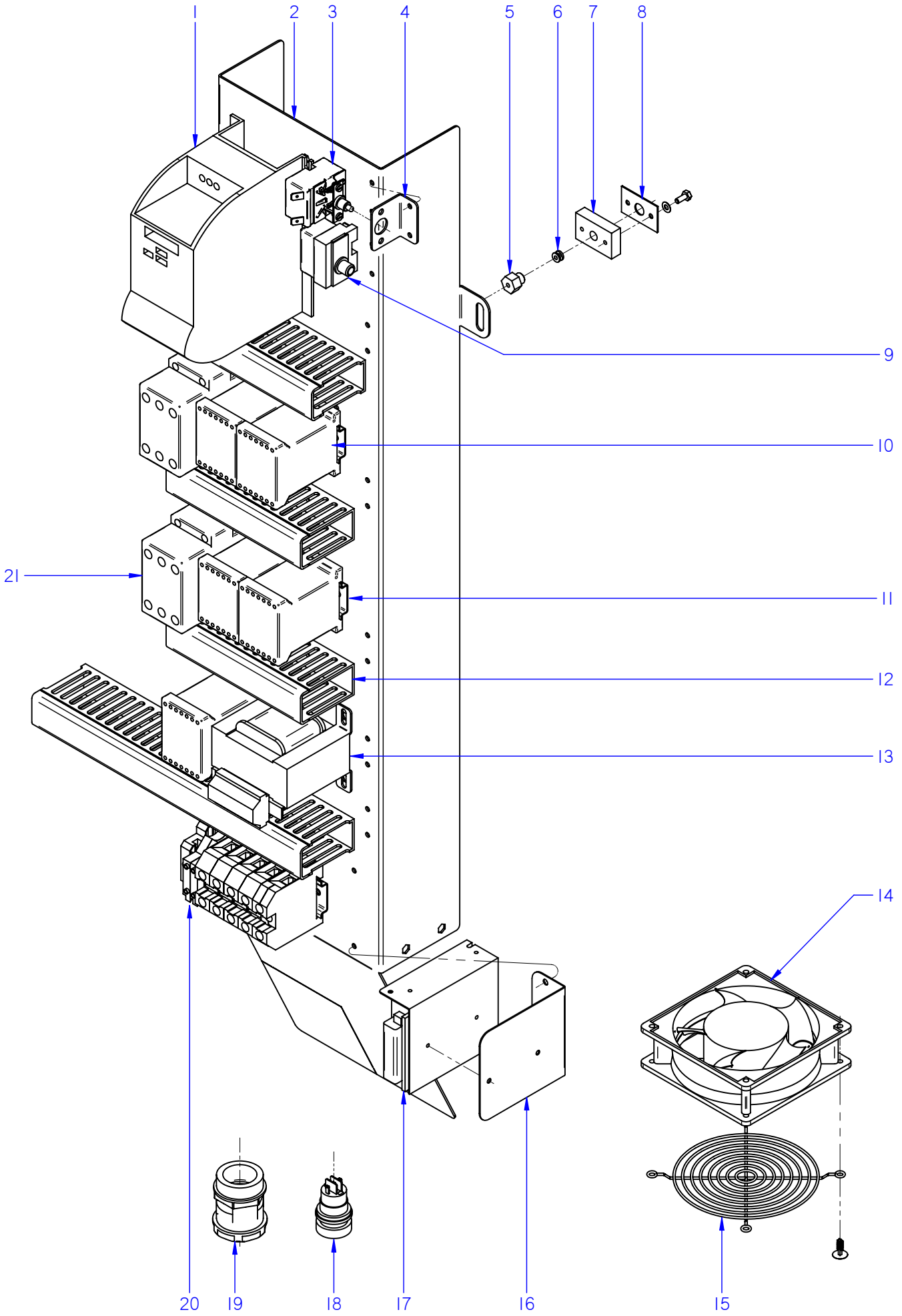

ITEM MARCADO EN COLOR = REPUESTO RECOMENDADO
COLOURED ITEM = RECOMMENDED SPARE PART

N plano	Firma	Fecha	Aparato	Lamina	
C-2426		2009-09	CUADRO ELECTRICO HORNOS COE / VE / VPE-102	11	Fagor Industrial S.Coop. FAGOR Oñate

MOD.	HORNOS / OVEN	ZONA	CUADRO ELECTRICO / ELECTRIC PANEL	PLANO	C-2426

ITEM	CODIGO	DENOMINACION	TEXTO	COE-102	VE-102	VPE-102					NOTAS
1	T323037000	VARIADOR FRECUENCIA SIE 0,37	FREQUENCY VARIATOR SIE 0.37	1	1	1					
	Q232020000	ARANDELA A4	WASHER A.5	2	2	2					
	Q242020000	ARANDELA ABANICO A4 A.304	FAN SHAPED WASHER A.4	2	2	2					
	Q032021000	TORNILLO ALOMADO M4X10	CURVED SCREW M.4x10	2	2	2					
2	T613007000	CHAPA CUADRO ELEC 10/21	SQUARE PLATE	1	1	1					
	Q221341000	REMACHE EXAGONAL M4	HEXAGONAL RIVET M.4	6	6	6					
	Q221342000	REMACHE EXAGONAL M5	HEXAGONAL RIVET M.5	2	2	2					
	Q232030000	ARANDELA A5	WASHER A.5	2	2	2					
	Q242030000	ARANDELA ABANICO A5 A.304	FAN SHAPED WASHER A.5	2	2	2					
	Q012032000	TORNILLO EXAGONAL M5x15 A304	HEXAGONAL SCREW M.5x15	2	2	2					
	Q232040000	ARANDELA A6	WASHER A.6	1	1	1					
	Q242040000	ARANDELA ABANICO A6 A.304	FAN SHAPED WASHER A.6	1	1	1					
	Q162040000	TUERCA EXAGONAL M6	HEXAGONAL NUT M.6	1	1	1					
3	T303009000	TERMOSTATO LIMITADOR	THERMOSTAT LIMITER	1	1	1					
4	R343039000	SOPORTE TERMOS VAPOR	THERMOSTAT SUPPORT	1	2	2					
	Q412002000	REMACHE AVINOX Ø4x10MM	TUBULAR RIVET 4x7,5	2	4	4					
5	R662629000	RACORD CIERRE SONDA	PROBE CLOSING ADAPTOR	2	2	2					
S/Nº	R662662000	JUNTA CIERRE BULBO LIMITADOR	BULB LIMITER CLOSING SEAL	1	1	1					
6	R662652000	BICONO CIERRE SONDA	PROBE CLOSING BICONE	2	2	2					
7	T112625000	BASE CIERRE SONDA	FIXING CORE PROBE	2	2	2					
8	R692812000	JUNTA PASAMUROS SIMPLE	FEEDTHROUGH SEAL	2	2	2					
	Q232020000	ARANDELA A4	WASHER A.4	4	4	4					
	Q012021000	TORNILLO EXAGONAL M4X10	HEXAGONAL BOLT M4X10	4	4	4					
9	Z953035000	TERMOSTATO LIMITADOR AVISO	LIMITER THERMOSTAT WARNIN	_	1	1					
	Z953041000	TUERCA M.10x1 EGO 00.00600.075	NUT M.10x1 EGO 00.00600.075	1	2	2					
10	Z203050000	CONTAC. SIRIUS 3R 230V.50-60	SIRIUS 3R 230V.50-60 CONTAC.	5	5	5					
11	Z123018000	GUIA CONTACTOR L-55	CONTACTOR GUIDE L-55	1	1	1					
	Z103084000	GUIA CONTACTOR L-138	CONTACTOR GUIDE L-138	2	2	2					
	R663055000	GUIA CONTACTOR L-120	CONTACTOR GUIDE L=120	1	1	1					
12	3715520000	CANALETA UNEX 60.30.77 / 0.12	PIPING UNEX 60.30.77 / 0.12	5	5	5					
	Q412002000	REMACHE AVINOX Ø4x10MM	TUBULAR RIVET 4x7,5	22	26	26					

MOD.	HORNOS / OVEN	ZONA	CUADRO ELECTRICO / ELECTRIC PANEL	PLANO	C-2426

ITEM	CODIGO	DENOMINACION	TEXTO	COE-102	VE-102	VPE-102					NOTAS
13	R503005000	TRANSFORMADOR 230/12-0-12,0-1	TRANSFORMER 230/12-0-12,0-1	1	1	1					
14	Z103066000	VENTILADOR 230V.50-60HZ	FAN 230V 50/60HZ	2	2	2					
15	T113015000	PROTECCION VENTILADOR	FAN PROTECTION	1	1	1					
	Q418022000	REMACHE NYLON 4x15	TUBULAR RIVET NYLON 4x15	4	4	4					
	Q031322000	TORNILLO ALOMADO M4x15	CURVED SCREW M.4x15	4	4	4					
	Q232020000	ARANDELA A4	WASHER A.4	4	4	4					
	Q242020000	ARANDELA ABANICO A4 A.304	FAN SHAPED WASHER A.4	4	4	4					
	Q162020000	TUERCA EXAGONAL M4	HEXAGONAL NUT M.4	4	4	4					
16	T553008000	SOPORTE ALIMENTACION	POWER SUPPLY SUPPORT	_	_	1					
	Q232020000	ARANDELA A4	WASHER A.4	_	_	4					
	Q242020000	ARANDELA ABANICO A4 A.304	FAN SHAPED WASHER A.4	_	_	4					
	Q032021000	TORNILLO ALOMADO M4x10	CURVED SCREW M.4x10	_	_	4					
17	T553005000	ALIMENT PORTAMAN VISUAL PLUS	VISUAL PLUS CONTROL HOLDER	_	_	1					
18	_____	PULSADOR	BUTTON	_	_	1					
19	R033002000	PRENSA ESTOPAS	STUFFING BOX	1	1	1					
	R033025000	CONTRATUERCA (GAES)	COUNTERNUT (GAES)	1	1	1					
20	R263003000	BORNA PASO 35MM	GREY PHASE 35 TERMINAL	3	3	3					
	Z103035000	BORNA TIERRA 35MM	EARTH TERMINAL 35mm	1	1	1					
	R673010000	BORNA PASO AZUL 35MM	NEUTRAL TERMINAL 35 BLUE	1	1	1					
	R073005000	BORNA PORTAFUSIBLES	FUSE HOLDER TERMINAL	2	2	2					
	Z263303000	TOPE FINAL	END BUFFER	1	1	1					
21	X183011000	CONTAC.3RT1024-1AN20 230V 50H	CON.3RT1024-1AN20 230V 50H	_	2	2					
S/Nº	Z233012000	CONDENSADOR ANTIPARASITARIO	ANTIPARASITIC CONDENSER	2	3	3					

MOD.	HORNOS / OVEN	ZONA	VARIOS / MISCELLANEOUS	PLANO	

ITEM	CODIGO	DENOMINACION	TEXTO	COE-102	VE-102	VPE-102					
	T906501000	MANUAL DE INSTRUCCIONES COE	INSTRUCTIO. BROCHURE COE	1	_	_					
	T916501000	MANUAL DE INSTRUCC. VE	INSTRUC. BROCHURE VE SPA	_	1	_					
	T926501000	MANUAL DE INSTRUCC. VPE	INSTRUC. BROCHURE VPE SPA	_	_	1					
	T326507000	MANUAL DE INSTRUCC. VPE ING.	INSTRUC. BROCHURE VPE ENG	1	1	1					
	T326506000	MANUAL DE INSTRUCC. VPE FRA.	INSTRUC. BROCHURE VPE FRE	1	1	1					
	T326501000	MANUAL DE INSTRUCC. VPE ALE.	INSTRUC. BROCHURE VPE GER	1	1	1					
	T326508000	MANUAL DE INSTRUCC. VPE ITA.	INSTRUC. BROCHURE VPE ITA	1	1	1					
	T603001000	ESQUEMA TEORICO COE 102	THEORET. DIAGRAM COE 102	1	_	1					PLANO HC-80790
	T613001000	ESQUEMA TEORICO VE 102	THEORET. DIAGRAM VE 102	_	1	_					PLANO HC-80798
	T623001000	ESQUEMA TEORICO VPE 102	THEORET. DIAGRAM VPE 102	_	_	1					PLANO HC-80806
	T603002000	PLANO DE MONTAJE COE 102	ASSEMBLY PLAN COE 102	1	_	1					PLANO HC-80791
	T613002000	PLANO DE MONTAJE VE 102	ASSEMBLY PLAN VE 102	_	1	_					PLANO HC-80799
	T623002000	PLANO DE MONTAJE VPE 102	ASSEMBLY PLAN VPE 102	_	_	1					PLANO HE-10826
	T303031000	CABLEADO LUZ INTERIOR	INTERIOR LIGHT WIRING	1	1	1					
	T903006000	CABLEADO COMUNICACIÓN BMF	COMMUNICATION WIRING BMF	1	2	2					
	T603003000	INSTAL. ELEC. CONCEPT 10/21	ELEC. INSTAL. CONCEPT 10/21	1	_	_					
	T613003000	INSTAL. ELEC. VISUAL E 10/21	ELEC. INSTALL. VISUAL E 10/21	_	1	1					
	T603004000	CABLEA. FUERZA CONCEPT 10/21	POWER WIRE . CONCEPT 10/21	1	_	_					
	T613004000	CABLEADO FUERZA VISUAL E 10/21	POWER WIRE . VISUAL E 10/21	_	1	1					
	T603005000	CABLEADO RESI. CONCEPT 10/21	RESISTOR WIRING CONCEPT	1	_	_					
	T613005000	CABLEADO RESIS. VISUAL E 10/21	RESISTOR WIRING VISUAL	_	1	1					
	T913006000	CAB CIRCUIT PORTAMANDOS VIS.	VIS. CONTROL HOLDER CIRCUIT	_	1	_					
	T603006000	CABLEADO VARIADOR CONCEPT	CONCEPT VARIATOR WIRING	1	1	1					
	T333009000	CABLEADO LAVADO HEP	WASH WIRING HEP	_	_	1					
	T553006000	CABLEADO FUENTE ALIMENTAC.	POWER SUPPLY WIRING	_	_	1					
	T523003000	CABL ADAPT TFT VISUAL+ x/21	ADAPT. WIRING TFT VISUAL	_	_	1					
	T723008000	CABLE USB VISUAL PLUS	VISUAL PLUS USB CABLE	_	_	1					

COE 102

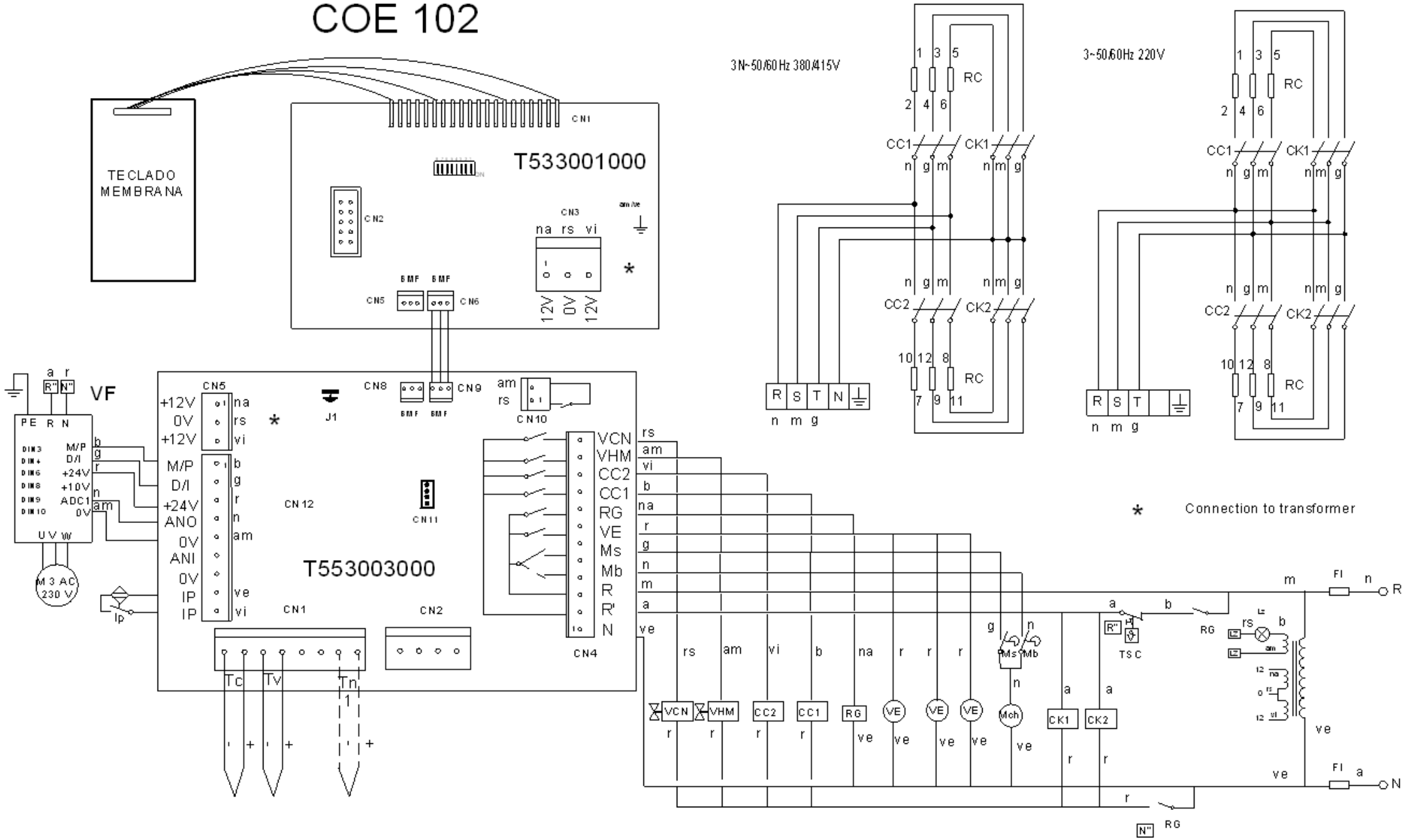
TECLADO MEMBRANA
T533001000
CN1
CN2
CN3
na rs vi
12V 0V 12V
BMF BMF
CN5 CN6
T553003000
CN4
CN8 CN9
CN10
CN11
CN12
J1
VF
PE R N
M 3 AC 230 V
Ip
Tc Tv Tn
VCN VHM CC2 CC1 RG VE Ms Mb R R' N
3N~50/60Hz 380/415V
3~50/60Hz 220V
RC
CC1 CK1 CC2 CK2
R S T N
TSC
Mch
* Connection to transformer
T603001000

VE 102

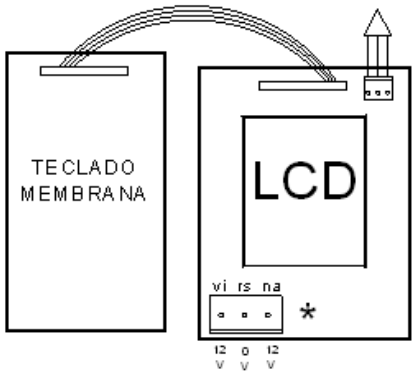

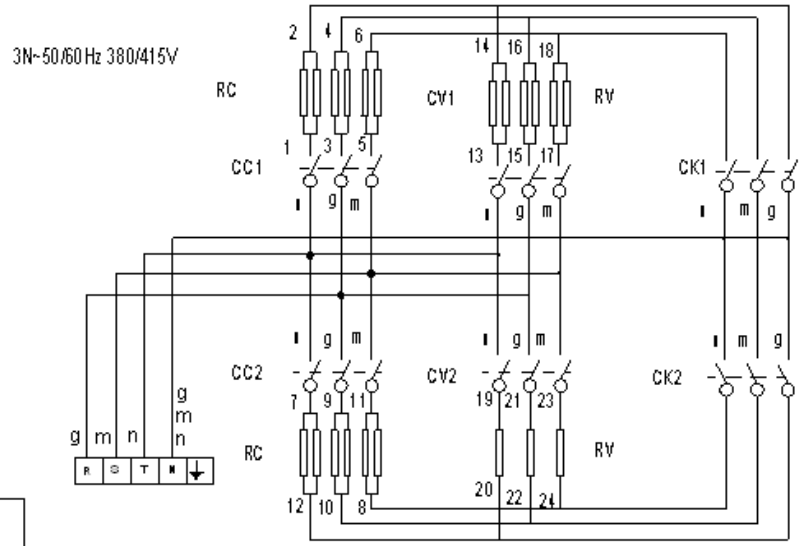

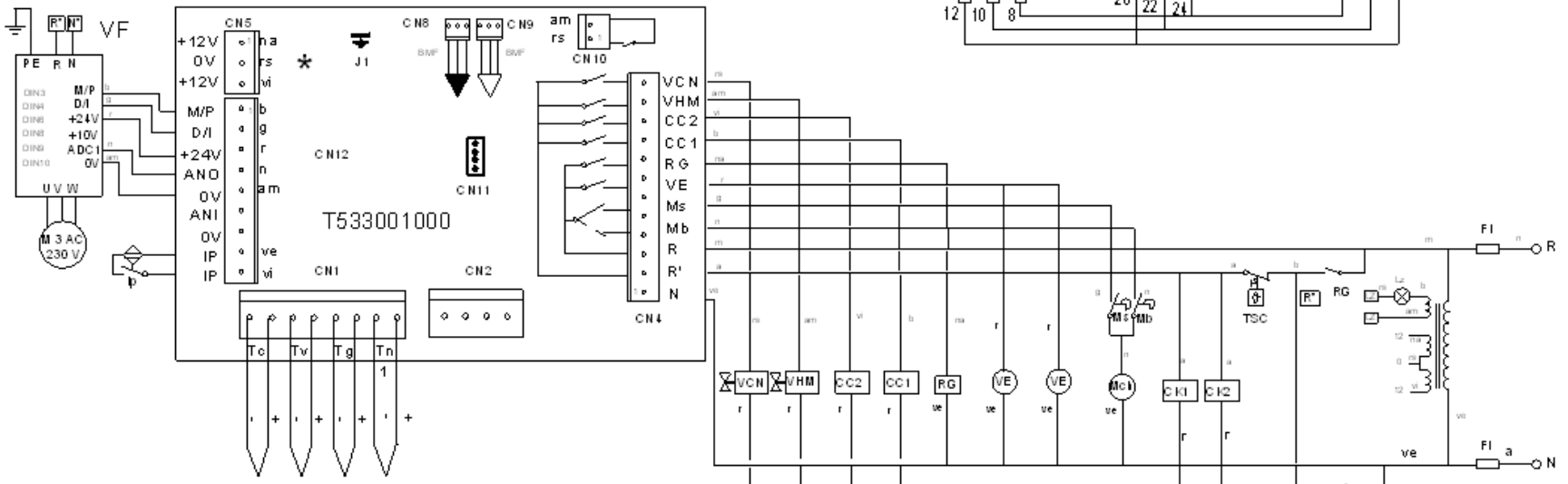

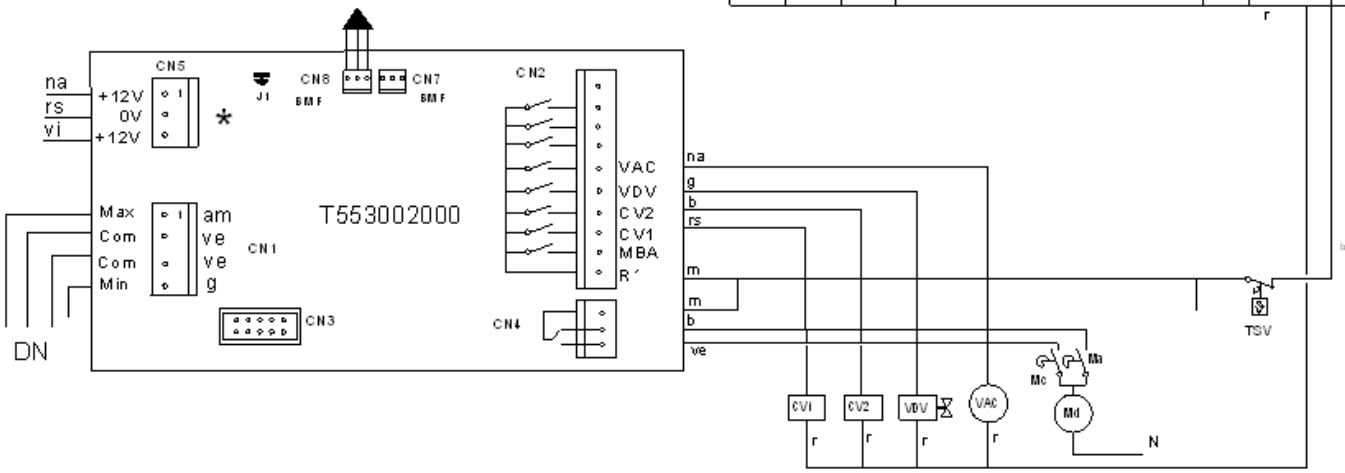

BMF connection

* Connection to transformer

T613001000

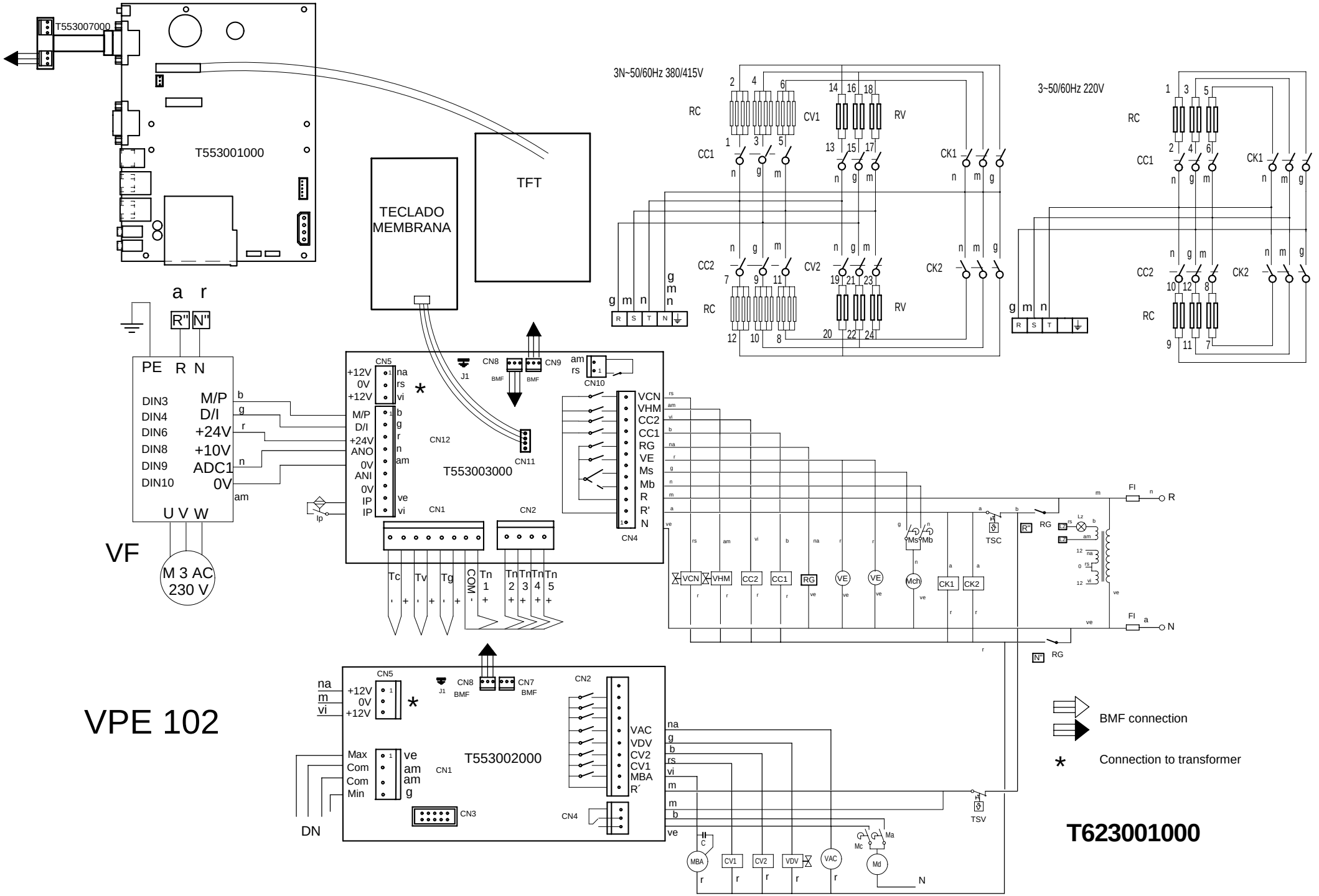
T553007000
T553001000
TECLADO MEMBRANA
TFT
3N~50/60Hz 380/415V
3~50/60Hz 220V
RC
CV1
RV
CC1
CK1
CC2
CV2
CK2
a r
R" N"
PE R N
DIN3 M/P
DIN4 D/I
DIN6 +24V
DIN8 +10V
DIN9 ADC1
DIN10 0V
U V W
VF
M 3 AC 230 V
CN5
+12V
0V
+12V
M/P
D/I
+24V
ANO
0V
ANI
0V
IP
IP
CN12
T553003000
CN11
CN8
CN9
CN10
CN1
CN2
CN4
VCN
VHM
CC2
CC1
RG
VE
Ms
Mb
R
R'
N
Tc Tv Tg COM Tn 1 Tn 2 Tn 3 Tn 4 Tn 5
VCN VHM CC2 CC1 RG VE VE Mch CK1 CK2
TSC
FI
R
N
RG
VPE 102
CN5
+12V
0V
+12V
CN8
CN7
CN2
T553002000
CN1
CN3
CN4
Max
Com
Com
Min
DN
VAC
VDV
CV2
CV1
MBA
R´
TSV
MBA CV1 CV2 VDV VAC Md
BMF connection
Connection to transformer
T623001000

Eskema teorikoa	T603001
1	T603003
2	T603006
3	T603004
4	T603005
5	T303031
6	T903006

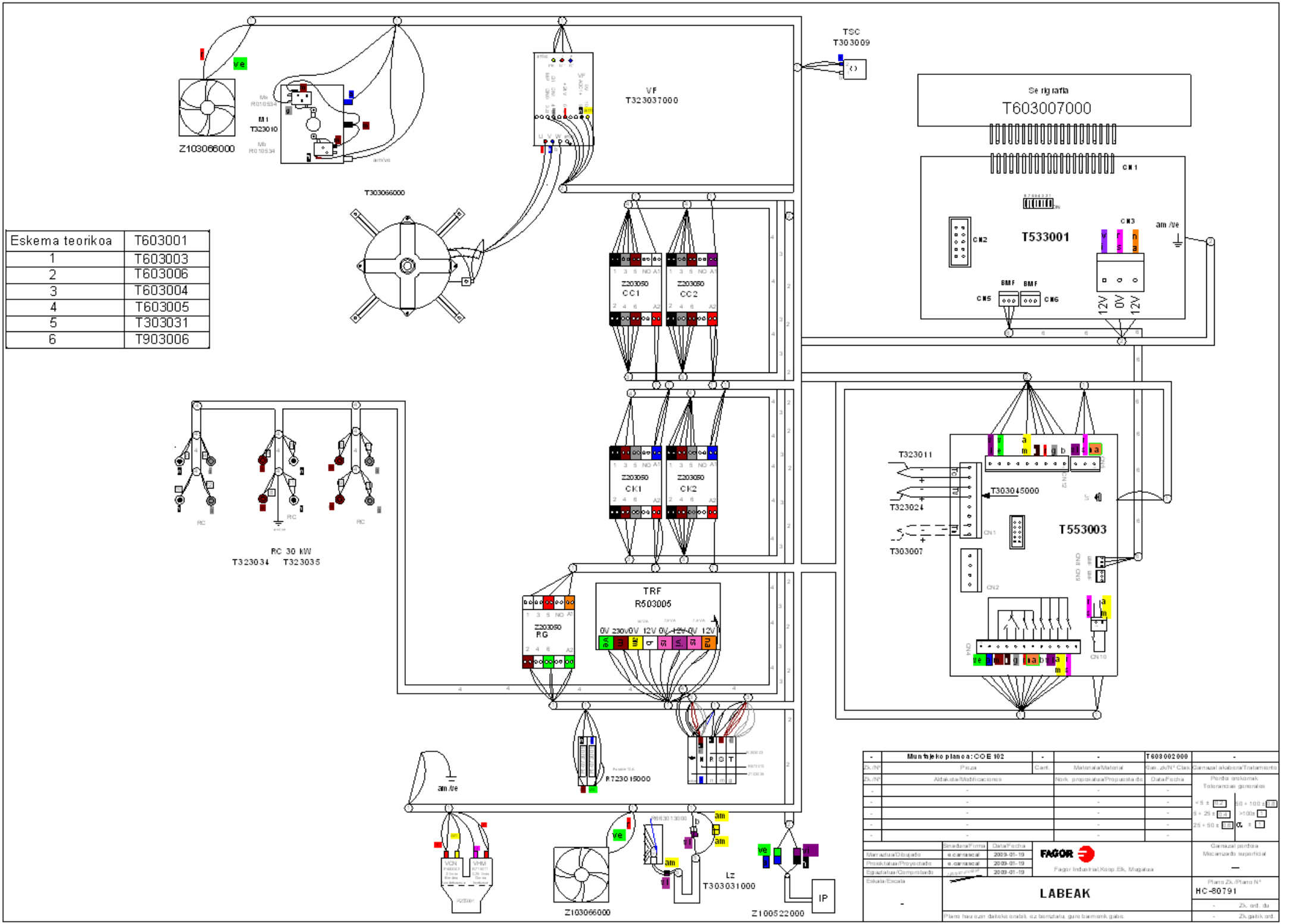

-	Muntajeko planoa: COE 102	-	-	T603002000	-
Zk./Nº	Pieza	Cant.	Materiala/Material	Kas. zk/Nº Clas.	Gainazal akabera/Tratamiento
Zk./Nº	Aldaketa/Modificaciones		Nork. proposatua/Propuesta de	Data/Fecha	Perdoi orokorrak Tolerancias generales
-	-		-	-	
-	-		-	-	
-	-		-	-	
-	-		-	-	
-	-		-	-	

	Sinadura/Firma	Data/Fecha
Marraztua/Dibujado	e.carrascal	2009-01-19
Proiektatua/Proyectado	e.carrascal	2009-01-19
Egiaztatua/Comprobado		2009-01-19

FAGOR

Fagor Industrial, Koop. Elk, Mugatua

Gainazal perdoia Mecanizado superficial

—

Eskala/Escala

-

LABEAK

Plano Zk./Plano Nº

HC-80791

- Zk. ord. du

- Zk.gaitik ord.

Plano hau ezin daiteke erabili, ez berriztatu, gure baimenik gabe.

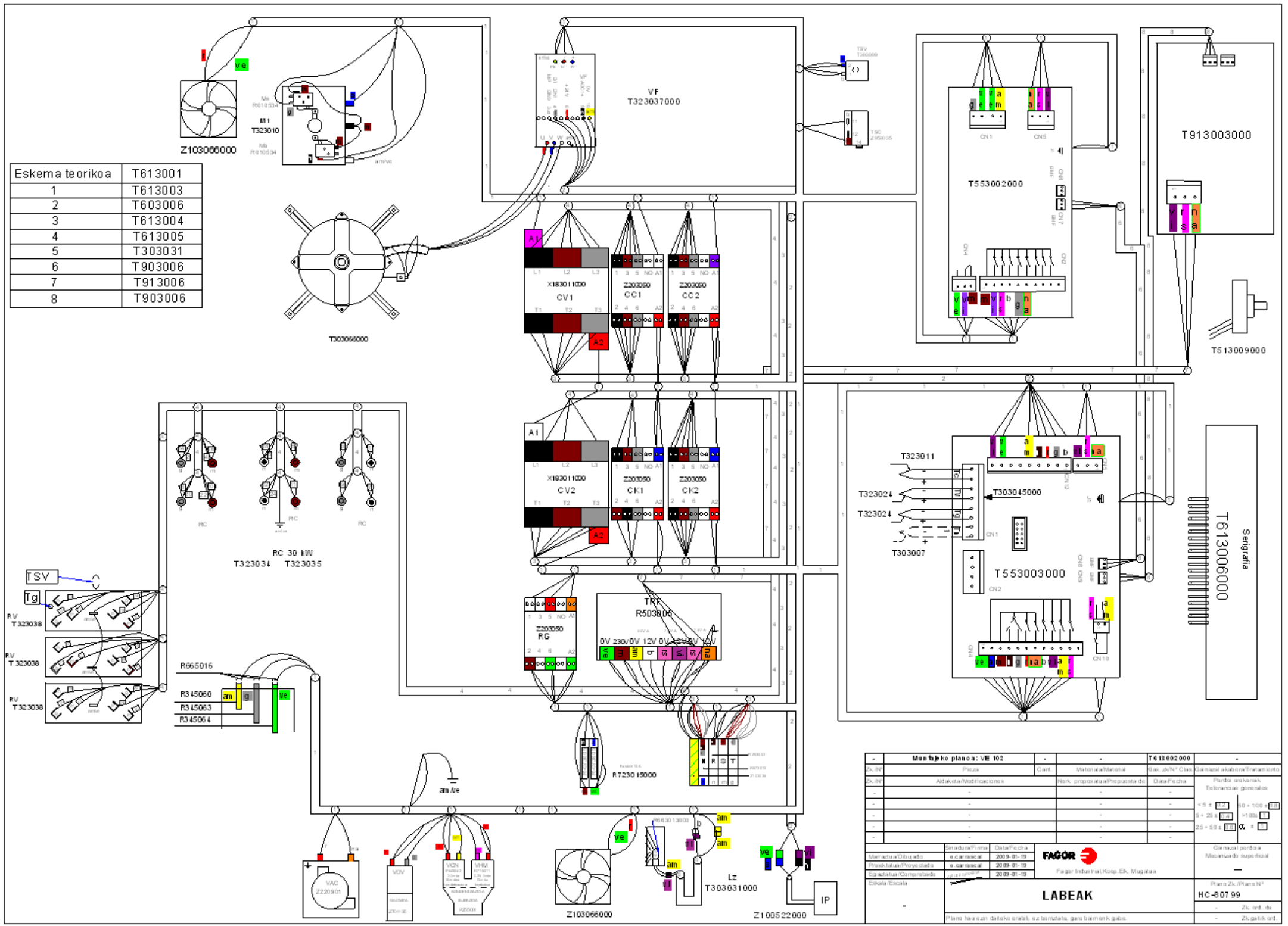
Eskema teorikoa | T613001
1 | T613003
2 | T603006
3 | T613004
4 | T613005
5 | T303031
6 | T903006
7 | T913006
8 | T903006
Z103066000
M1
T323010
VF
T323037000
T303066000
T553002000
T913003000
T513009000
X183011000
CV1
Z203050
CC1
CC2
CV2
CK1
CK2
RG
TRF
R503806
0V 230V 0V 12V 0V 24V 0V 48V
T323011
T323024
T303007
T303045000
T553003000
Serigrafia
T613006000
RC 30 kW
T323034 T323035
TSV
Tg
RV
T323038
R665016
R345060
R345063
R345064
R723015000
am/ve
VAC
Z220301
VDV
VCN
VHM
Z103066000
Lz
T303031000
Z100522000
IP
Montajeko planoa: VE 102
T618002000
LABEAK
FAGOR
Fagor Industrial Koop.Elk. Mugatxa
HC-807 99

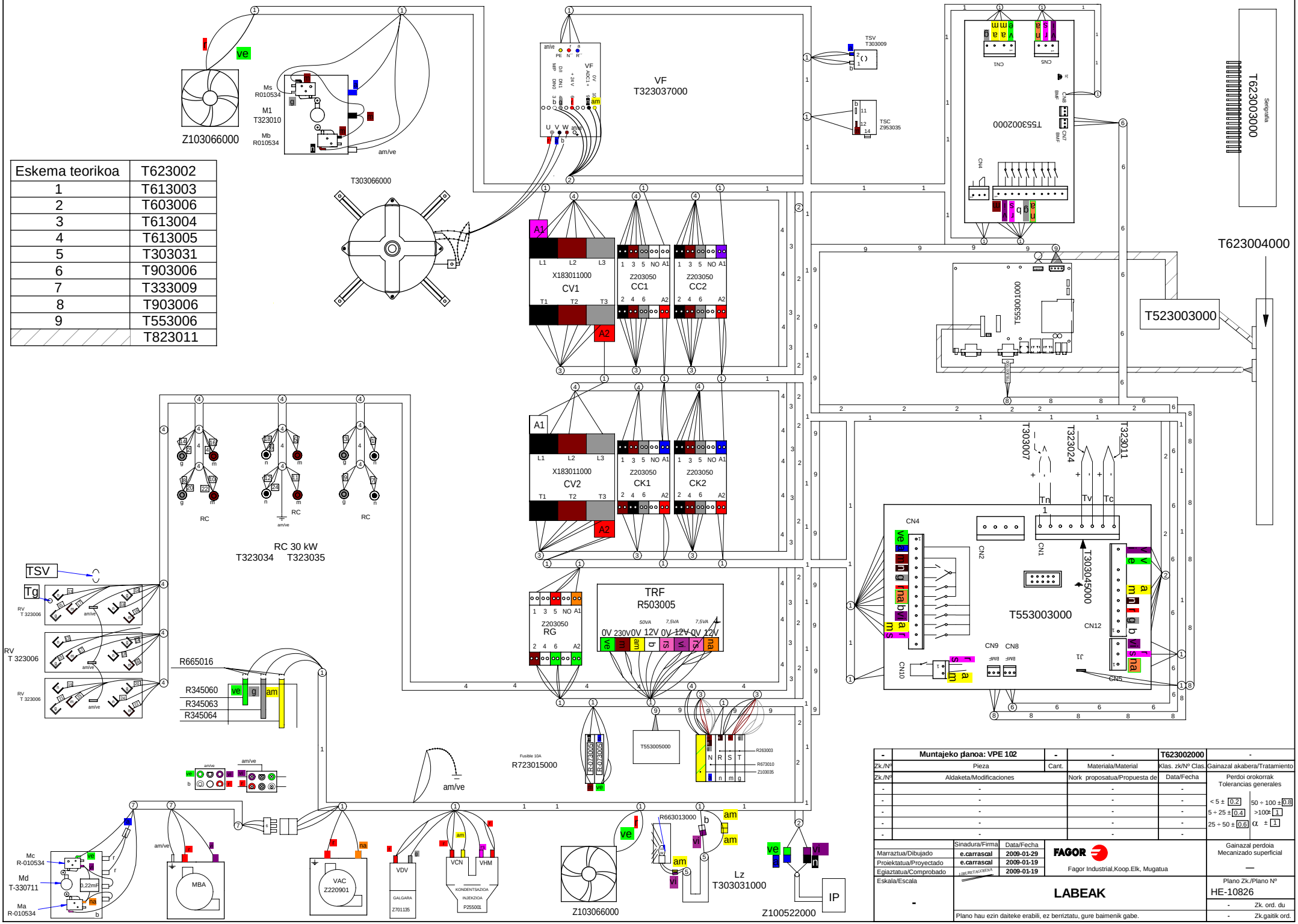

Eskema teorikoa	T623002
1	T613003
2	T603006
3	T613004
4	T613005
5	T303031
6	T903006
7	T333009
8	T903006
9	T553006
	T823011

-	Muntajeko planoa: VPE 102	-	-	T623002000	-
Zk./Nº	Pieza	Cant.	Materiala/Material	Klas. zk/Nº Clas.	Gainazal akabera/Tratamiento
Zk./Nº	Aldaketa/Modificaciones		Nork proposatua/Propuesta de	Data/Fecha	Perdoi orokorrak Tolerancias generales
-	-		-	-	
-	-		-	-	< 5 ± 0.2 / 5 ÷ 25 ± 0.4 / 25 ÷ 50 ± 0.6 / 50 ÷ 100 ± 0.8 / >100± 1 / α ± 1
-	-		-	-	
-	-		-	-	
-	-		-	-	

	Sinadura/Firma	Data/Fecha
Marraztua/Dibujado	e.carrascal	2009-01-29
Proiektatua/Proyectado	e.carrascal	2009-01-19
Egiaztatua/Comprobado		2009-01-19
Eskala/Escala	-	

FAGOR
Fagor Industrial,Koop.Elk, Mugatua

Gainazal perdoia Mecanizado superficial —

LABEAK

Plano Zk./Plano Nº HE-10826

Plano hau ezin daiteke erabili, ez berriztatu, gure baimenik gabe.

- Zk. ord. du
- Zk.gaitik ord.