DESPIECE TECNICO

# Lavavajillas
# Lavevaisselle
# Dishwasher
# Geschirrspüler
# Lavastoviglie

**Modelos:**

| | |
|---|---|
| **FI-48** | **FI-64** |
| **FI-48 B** | **FI-64 B** |
| **FI-48 W** | **FI-64 W** |
| **MF-48** | **MF-64** |

***Junio 2003 June***

FAGOR

**Fagor Industrial**

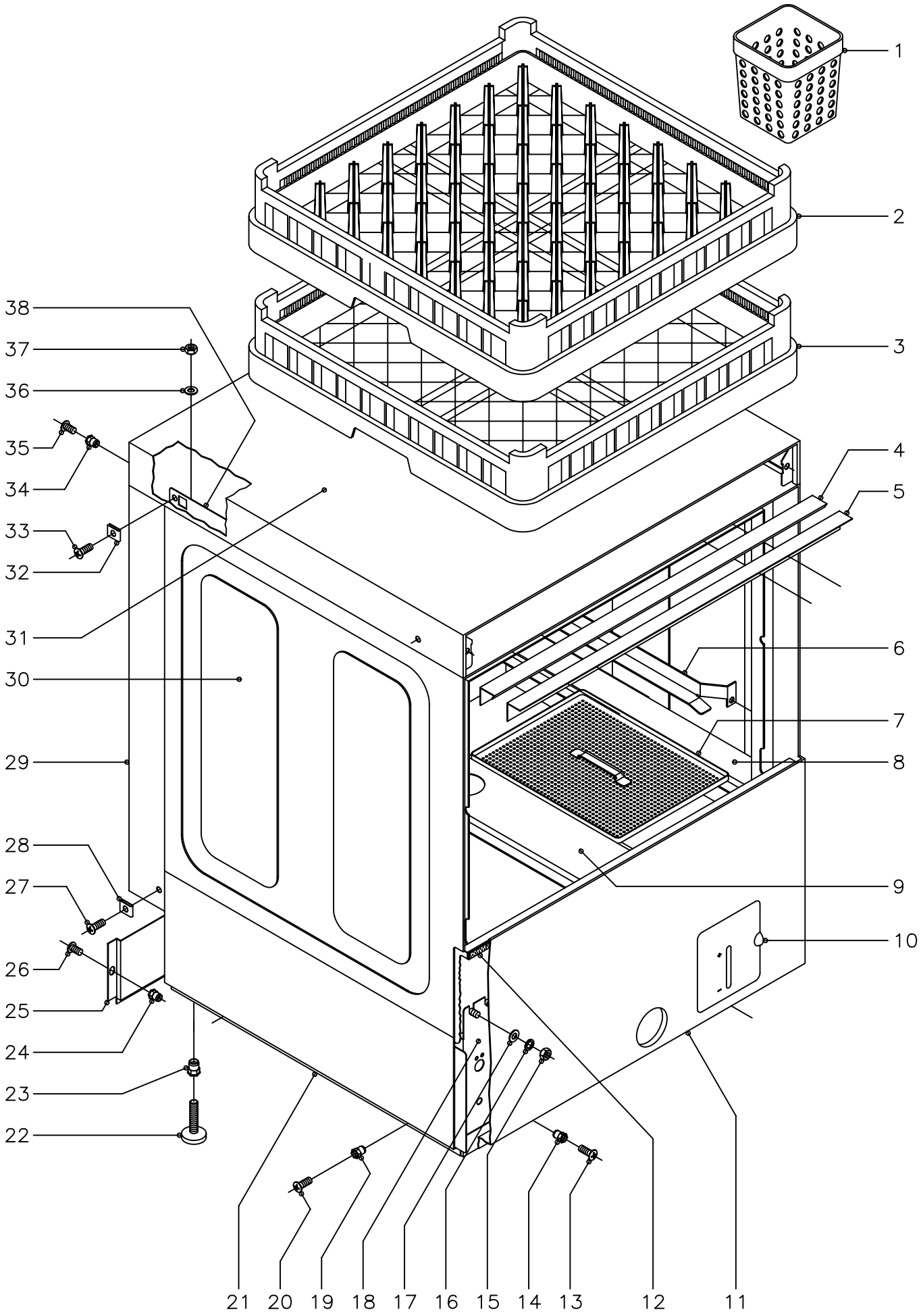


| N plano | Firma | Fecha | Aparato | Lamina | |
|---|---|---|---|---|---|
| C−1373 | | 6−2003 | MUEBLE<br>LAVAVAJILLAS 48;48B;64;64B | 1 | Fagor Industrial S.Coop.<br>Oñate FAGOR |

| MOD. | LAVAVAJILLAS FRONTAL | ZONA | MUEBLE Y CESTILOS | PLANO | C-1373 |
|---|---|---|---|---|---|

| ITEM | CODIGO | DENOMINACION | TEXTO | FI-48 | FI-48B | FI-64 | FI-64B | FI-48 W / MF-48 | FI-64 W / MF-64 | | | | NOTAS |
|---|---|---|---|---|---|---|---|---|---|---|---|---|---|
| 1 | Z655314 | Cestillo cubiertos | | 4 | 4 | 4 | 4 | 4 | 4 | | | | |
| 2 | Z655302 | Cestillo platos CP-16/18 | | 1 | 1 | 1 | 1 | 1 | 1 | | | | |
| 3 | Z655301 | Cestillo base CT-10 | | 1 | 1 | 1 | 1 | 1 | 1 | | | | |
| 4 | Z200315 | Perfil caja | | 1 | 1 | 1 | 1 | 1 | 1 | | | | |
| 5 | Z200309 | Escuadra sujecion perfil | | 1 | 1 | 1 | 1 | 1 | 1 | | | | |
| 6 | Z200305 | Guia cestillo derecha | | 1 | 1 | 1 | 1 | 1 | 1 | | | | |
| s/n | Z200306 | Guia cestillo izquierda | | 1 | 1 | 1 | 1 | 1 | 1 | | | | |
| | Q232040 | Arandela plana A-6 | | 4 | 4 | 4 | 4 | 4 | 4 | | | | |
| | Q162040 | Tuerca exagonal M-6 | | 4 | 4 | 4 | 4 | 4 | 4 | | | | |
| 7 | Z210801 | Bandeja filtro | | 4 | 4 | 4 | 4 | 4 | 4 | | | | |
| 8 | Z210805 | Soporte derecho bandejas | | 1 | 1 | 1 | 1 | 1 | 1 | | | | |
| s/n | Z210806 | Soporte izquierdo bandejas | | 1 | 1 | 1 | 1 | 1 | 1 | | | | |
| 9 | Z210804 | Soporte central bandejas | | 1 | 1 | 1 | 1 | 1 | 1 | | | | |
| | Q232040 | Arandela plana A-6 | | 8 | 8 | 8 | 8 | 8 | 8 | | | | |
| | Q162040 | Tuerca exagonal M-6 | | 8 | 8 | 8 | 8 | 8 | 8 | | | | |
| 10 | Z212902 | Puerta deposito completa | | 1 | 1 | 1 | 1 | - | - | | | | |
| 10 | Z218424 | Puerta deposito completa | | - | - | - | - | 1 | 1 | | | | |
| s/n | Z212906 | Eje puerta | | 1 | 1 | 1 | 1 | 1 | 1 | | | | |
| s/n | Q372001 | Pasador de aletas Ø2x15 | | 2 | 2 | 2 | 2 | 2 | 2 | | | | |
| 11 | Z218611 | Panel frontal | | 1 | - | 1 | - | - | - | | | | |
| 11 | Z228811 | Panel frontal | | - | 1 | - | 1 | 1 | 1 | | | | |
| 12 | Z200313 | Perfil goma esponjosa | | 1 | 1 | 1 | 1 | 1 | 1 | | | | |
| 13 | Q152004 | Tornillo aplastado M-5x13 | | 2 | 2 | 2 | 2 | 2 | 2 | | | | |
| 14 | Q221342 | Remache exagonal M-5 | | 2 | 2 | 2 | 2 | 2 | 2 | | | | |
| 15 | Q162040 | Tuerca exagonal M-6 | | 8 | 8 | 8 | 8 | 8 | 8 | | | | |
| 16 | Q262040 | Arandela muelle A-6 | | 8 | 8 | 8 | 8 | 8 | 8 | | | | |
| 17 | Q232040 | Arandela plana A-6 | | 8 | 8 | 8 | 8 | 8 | 8 | | | | |
| 18 | Z200101 | Armazon completo | | 1 | 1 | 1 | 1 | 1 | 1 | | | | |
| 19 | Q221342 | Remache exagonal M-5 | | 4 | 4 | 4 | 4 | 4 | 4 | | | | |

| MOD. | LAVAVAJILLAS FRONTAL | ZONA | MUEBLE Y CESTILOS | PLANO | C-1373 |
|---|---|---|---|---|---|

| ITEM | CODIGO | DENOMINACION | TEXTO | FI-48 | FI-48B | FI-64 | FI-64B | FI-48 W | MF-48 | FI-64 W | MF-64 | | | | NOTAS |
|---|---|---|---|---|---|---|---|---|---|---|---|---|---|---|---|
| 20 | Q152004 | Tornillo aplastado M-5x13 | | 4 | 4 | 4 | 4 | 4 | | 4 | | | | | |
| 21 | Z202903 | Panel lateral izquierdo | | 1 | 1 | 1 | 1 | 1 | | 1 | | | | | |
| s/n | Z202902 | Panel lateral derecho | | 1 | 1 | 1 | 1 | 1 | | 1 | | | | | |
| 22 | Z200105 | Pata regulable | | 4 | 4 | 4 | 4 | 4 | | 4 | | | | | |
| 23 | Q221345 | Remache exagonal M-10 | | 4 | 4 | 4 | 4 | 4 | | 4 | | | | | |
| 24 | Q221342 | Remache exagonal M-5 | | 2 | 2 | 2 | 2 | 2 | | 2 | | | | | |
| 25 | Z202905 | Panel posterior inferior | | 1 | 1 | 1 | 1 | 1 | | 1 | | | | | |
| 26 | Q152004 | Tornillo aplastado M-5x13 | | 2 | 2 | 2 | 2 | 2 | | 2 | | | | | |
| 27 | Q152004 | Tornillo aplastado M-5x13 | | 2 | 2 | 2 | 2 | 2 | | 2 | | | | | |
| 28 | Q221012 | Tuerca rapida M-5 | | 2 | 2 | 2 | 2 | 2 | | 2 | | | | | |
| 29 | Z212907 | Panel posterior | | 1 | 1 | 1 | 1 | 1 | | 1 | | | | | |
| 30 | Z200325 | Caja soldada | | 1 | 1 | 1 | 1 | 1 | | 1 | | | | | |
| 31 | Z202906 | Tapa | | 1 | 1 | 1 | 1 | 1 | | 1 | | | | | |
| 32 | Q221012 | Tuerca rapida M-5 | | 4 | 4 | 4 | 4 | 4 | | 4 | | | | | |
| 33 | Q152004 | Tornillo aplastado M-5x13 | | 4 | 4 | 4 | 4 | 4 | | 4 | | | | | |
| 34 | Q221342 | Remache exagonal M-5 | | 2 | 2 | 2 | 2 | 2 | | 2 | | | | | |
| 35 | Q152004 | Tornillo aplastado M-5x13 | | 2 | 2 | 2 | 2 | 2 | | 2 | | | | | |
| 36 | Q232040 | Arandela plana A-6 | | 4 | 4 | 4 | 4 | 4 | | 4 | | | | | |
| 37 | Q162040 | Tuerca exagonal M-6 | | 4 | 4 | 4 | 4 | 4 | | 4 | | | | | |
| 38 | Z200307 | Escuadra amarre tapa | | 2 | 2 | 2 | 2 | 2 | | 2 | | | | | |
| | | | | | | | | | | | | | | | |
| | | | | | | | | | | | | | | | |
| | | | | | | | | | | | | | | | |
| | | | | | | | | | | | | | | | |
| | | | | | | | | | | | | | | | |
| | | | | | | | | | | | | | | | |
| | | | | | | | | | | | | | | | |
| | | | | | | | | | | | | | | | |
| | | | | | | | | | | | | | | | |

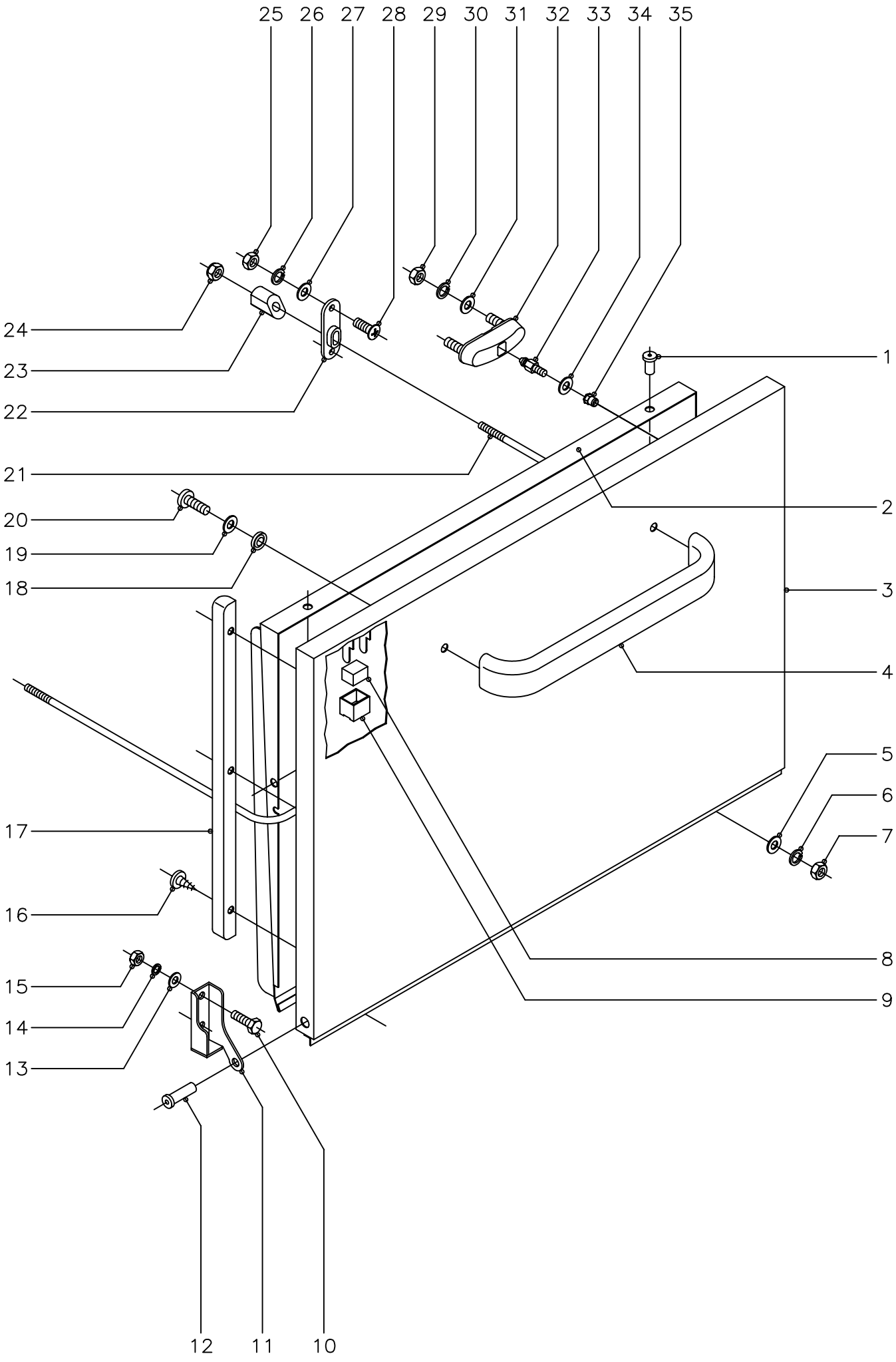


| N plano | Firma | Fecha | Aparato | Lamina | |
|---|---|---|---|---|---|
| C–1374 | | 6–2003 | PUERTA<br>LAVAVAJILLAS 48;48B;64;64B | 2 | Fagor Industrial S.Coop. FAGOR<br>Oñate |

| MOD. | LAVAVAJILLAS FRONTAL | ZONA | PUERTA | PLANO | C-1374 |
|---|---|---|---|---|---|

| ITEM | CODIGO | DENOMINACION | TEXTO | FI-48 | FI-48 W | FI-48B | FI-64 | FI-64 W | FI-64B | MF-48 | MF-64 | | | | NOTAS |
|---|---|---|---|---|---|---|---|---|---|---|---|---|---|---|---|
| 1 | Q412000 | Remache tubular Ø4x8 | | 4 | | 4 | 4 | | 4 | 4 | 4 | | | | |
| 2 | Z200545 | Contrapuerta soldada | | 1 | | 1 | 1 | | 1 | 1 | 1 | | | | |
| 3 | Z200541 | Puerta soldada | | 1 | | 1 | 1 | | 1 | 1 | 1 | | | | |
| 4 | Z200512 | Asa puerta | | 1 | | 1 | 1 | | 1 | - | - | | | | |
| 4 | Z650531 | Asa puerta | | - | | - | - | | - | 1 | 1 | | | | |
| 5 | Q232030 | Arandela plana A-5 | | 2 | | 2 | 2 | | 2 | 2 | 2 | | | | |
| 6 | Q262030 | Arandela muelle A-5 | | 2 | | 2 | 2 | | 2 | 2 | 2 | | | | |
| 7 | Q162030 | Tuerca exagonal M-5 | | 2 | | 2 | 2 | | 2 | 2 | 2 | | | | |
| 8 | Z200506 | Iman | | 1 | | 1 | 1 | | 1 | 1 | 1 | | | | |
| 9 | Z200507 | Protector iman | | 1 | | 1 | 1 | | 1 | 1 | 1 | | | | |
| 10 | Q012042 | Tornillo exagonal M-6x15 | | 4 | | 4 | 4 | | 4 | 4 | 4 | | | | |
| 11 | Z400514 | Bisagra izquierda | | 1 | | 1 | 1 | | 1 | 1 | 1 | | | | |
| s/n | Z400515 | Bisagra derecha | | 1 | | 1 | 1 | | 1 | 1 | 1 | | | | |
| 12 | Z400516 | Eje puerta | | 2 | | 2 | 2 | | 2 | 2 | 2 | | | | |
| 13 | Q232040 | Arandela plana A-6 | | 4 | | 4 | 4 | | 4 | 4 | 4 | | | | |
| 14 | Q262040 | Arandela muelle A-6 | | 4 | | 4 | 4 | | 4 | 4 | 4 | | | | |
| 15 | Q162040 | Tuerca exagonal M-6 | | 4 | | 4 | 4 | | 4 | 4 | 4 | | | | |
| 16 | Q082005 | Tornillo chapa 4,2x13 | | 6 | | 6 | 6 | | 6 | 6 | 6 | | | | |
| 17 | Z200524 | Marco puerta | | 2 | | 2 | 2 | | 2 | 2 | 2 | | | | |
| 18 | Q308002 | Arandela dubo A-6 | | 2 | | 2 | 2 | | 2 | 2 | 2 | | | | |
| 19 | Q232040 | Arandela plana A-6 | | 2 | | 2 | 2 | | 2 | 2 | 2 | | | | |
| 20 | Q032041 | Tornillo alomado M-6x10 | | 2 | | 2 | 2 | | 2 | 2 | 2 | | | | |
| 21 | Z200521 | Varilla tensor | | 1 | | 1 | 1 | | 1 | 1 | 1 | | | | |
| 22 | Z200310 | Soporte tensor | | 2 | | 2 | 2 | | 2 | 2 | 2 | | | | |
| 23 | Z200522 | Tensor de puerta | | 2 | | 2 | 2 | | 2 | 2 | 2 | | | | |
| 24 | Q222012 | Tuerca autoblocante M-6 | | 2 | | 2 | 2 | | 2 | 2 | 2 | | | | |
| 25 | Q162030 | Tuerca exagonal M-5 | | 4 | | 4 | 4 | | 4 | 4 | 4 | | | | |
| 26 | Q262030 | Arandela muelle A-5 | | 4 | | 4 | 4 | | 4 | 4 | 4 | | | | |
| 27 | Q232030 | Arandela plana A-5 | | 4 | | 4 | 4 | | 4 | 4 | 4 | | | | |

| MOD. | LAVAVAJILLAS FRONTAL | ZONA | PUERTA | PLANO | C-1374 |
|---|---|---|---|---|---|

| ITEM | CODIGO | DENOMINACION | TEXTO | FI-48 | FI-48 W | FI-48B | FI-64 | FI-64 W | FI-64B | MF-48 | MF-64 | | | | NOTAS |
|---|---|---|---|---|---|---|---|---|---|---|---|---|---|---|---|
| 28 | Q152004 | Tornillo aplastado M-5x13 | | 4 | | 4 | 4 | | 4 | 4 | 4 | | | | |
| 29 | Q222012 | Tuerca autoblocante M-6 | | 4 | | 4 | 4 | | 4 | 4 | 4 | | | | |
| 30 | Q262040 | Arandela muelle A-6 | | 4 | | 4 | 4 | | 4 | 4 | 4 | | | | |
| 31 | Q232040 | Arandela plana A-6 | | 4 | | 4 | 4 | | 4 | 4 | 4 | | | | |
| 32 | Z200607 | Conjunto cierre puerta | | 2 | | 2 | 2 | | 2 | 2 | 2 | | | | |
| 33 | Z200601 | Enganche cierre | | 2 | | 2 | 2 | | 2 | 2 | 2 | | | | |
| 34 | Q232030 | Arandela plana A-5 | | 2 | | 2 | 2 | | 2 | 2 | 2 | | | | |
| 35 | Q222011 | Remache exagonal M-5 | | 2 | | 2 | 2 | | 2 | 2 | 2 | | | | |

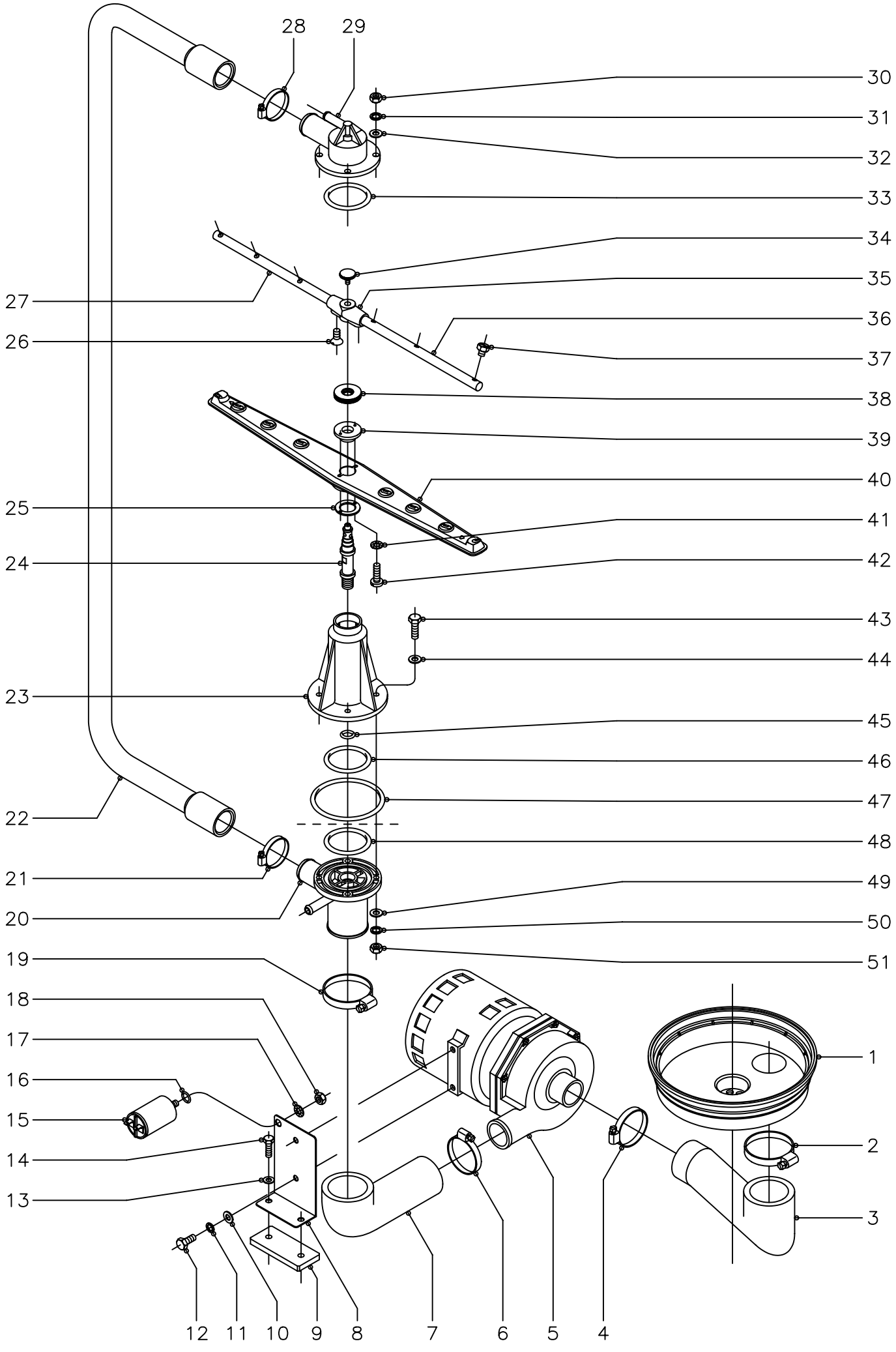


| N plano | Firma | Fecha | Aparato | Lamina | |
|---|---|---|---|---|---|
| C−1375 | | 6−2003 | PARTE FUNCIONAL DE LAVADO<br>LAVAVAJILLAS 48;48B;64;64B | 3 | Fagor Industrial S.Coop. FAGOR<br>Oñate |

| MOD. | LAVAVAJILLAS FRONTAL | ZONA | PARTE FUNCIONAL DE LAVADO | PLANO | C-1375 |
|---|---|---|---|---|---|

| ITEM | CODIGO | DENOMINACION | TEXTO | FI-48 | FI-48B | FI-64 | FI-64B | FI-48 W | MF-48 | FI-64 W | MF-64 | | | | NOTAS |
|---|---|---|---|---|---|---|---|---|---|---|---|---|---|---|---|
| 1 | Z200906 | Cubeta | | 1 | 1 | 1 | 1 | 1 | | 1 | | | | | |
| 2 | Q881324 | Abrazadera 50 - 70 | | 1 | 1 | 1 | 1 | 1 | | 1 | | | | | |
| 3 | Z200904 | Codo aspiracion | | 1 | 1 | 1 | 1 | 1 | | 1 | | | | | |
| 4 | Q881307 | Abrazadera 40 - 60 | | 1 | 1 | 1 | 1 | 1 | | 1 | | | | | |
| 5 | Z201011 | Bomba de lavado ( 230 V., 50 Hz.) | | 1 | 1 | 1 | 1 | - | | - | | | | | |
| 5 | Z203511 | Bomba de lavado ( 230 V., 60 Hz.) | | 1 | 1 | 1 | 1 | 1 | | 1 | | | | | |
| | Z201081 | Conjunto junta y reten | | 1 | 1 | 1 | 1 | 1 | | 1 | | | | | |
| | Z201082 | Turbina 50 Hz. ( Ø 88 mm.) | | 1 | 1 | 1 | 1 | - | | - | | | | | |
| | Z203571 | Turbina 60 Hz. ( Ø 77 mm.) | | 1 | 1 | 1 | 1 | 1 | | 1 | | | | | |
| 6 | Q881307 | Abrazadera 40 - 60 | | 1 | 1 | 1 | 1 | 1 | | 1 | | | | | |
| 7 | Z200905 | Codo impulsion | | 1 | 1 | 1 | 1 | 1 | | 1 | | | | | |
| 8 | Z201002 | Soporte motobomba | | 1 | 1 | 1 | 1 | 1 | | 1 | | | | | |
| 9 | Z201003 | Base bomba lavado | | 1 | 1 | 1 | 1 | 1 | | 1 | | | | | |
| 10 | Q232040 | Arandela plana A-6 | | 2 | 2 | 2 | 2 | 2 | | 2 | | | | | |
| 11 | Q262040 | Arandela muelle A-6 | | 2 | 2 | 2 | 2 | 2 | | 2 | | | | | |
| 12 | Q012041 | Tornillo exagonal M-6x10 | | 2 | 2 | 2 | 2 | 2 | | 2 | | | | | |
| 13 | Q232030 | Arandela plana A-5 | | 2 | 2 | 2 | 2 | 2 | | 2 | | | | | |
| 14 | Q012033 | Tornillo exagonal M-5x20 | | 2 | 2 | 2 | 2 | 2 | | 2 | | | | | |
| 15 | V321300 | Condensador 10 mF. | | 1 | 1 | 1 | 1 | 1 | | 1 | | | | | |
| 16 | Q307048 | Junta torica Ø16,18xØ9,12xØ3,53 | | 1 | 1 | 1 | 1 | 1 | | 1 | | | | | |
| 17 | Q242050 | Arandela abanico A-8 | | 1 | 1 | 1 | 1 | 1 | | 1 | | | | | |
| 18 | Q162050 | Tuerca exagonal M-8 | | 1 | 1 | 1 | 1 | 1 | | 1 | | | | | |
| 19 | Q881324 | Abrazadera 50 - 70 | | 1 | 1 | 1 | 1 | 1 | | 1 | | | | | |
| 20 | Z200703 | Pasamuros | | 1 | 1 | 1 | 1 | 1 | | 1 | | | | | |
| 21 | Q881305 | Abrazadera 25 - 40 | | 1 | 1 | 1 | 1 | 1 | | 1 | | | | | |
| 22 | Z200706 | Arbol de lavado | | 1 | 1 | 1 | 1 | 1 | | 1 | | | | | |
| 23 | Z200701 | Soporte distribuidor inferior | | 1 | 1 | 1 | 1 | 1 | | 1 | | | | | |
| 24 | Z200704 | Eje central | | 2 | 2 | 2 | 2 | 2 | | 2 | | | | | |
| 25 | Z650711 | Amarre enganche distribuidor | | 2 | 2 | 2 | 2 | 2 | | 2 | | | | | |

| MOD. | LAVAVAJILLAS FRONTAL | ZONA | PARTE FUNCIONAL DE LAVADO | PLANO | C-1375 |
|---|---|---|---|---|---|

| ITEM | CODIGO | DENOMINACION | TEXTO | FI-48 | FI-48B | FI-64 | FI-64B | FI-48 W / MF-48 | FI-64 W / MF-64 | | | | NOTAS |
|---|---|---|---|---|---|---|---|---|---|---|---|---|---|
| 26 | Q152024 | Tornillo avellanado M-4x8 | | 4 | 4 | 4 | 4 | 4 | 4 | | | | |
| 27 | Z201902 | Rama aclarado izquierda | | 2 | 2 | 2 | 2 | 2 | 2 | | | | |
| 28 | Q881305 | Abrazadera 25 - 40 | | 1 | 1 | 1 | 1 | 1 | 1 | | | | |
| 29 | Z200707 | Soporte distribuidor superior | | 1 | 1 | 1 | 1 | 1 | 1 | | | | |
| 30 | Q162040 | Tuerca exagonal M-6 | | 4 | 4 | 4 | 4 | 4 | 4 | | | | |
| 31 | Q262040 | Arandela muelle A-6 | | 4 | 4 | 4 | 4 | 4 | 4 | | | | |
| 32 | Q232040 | Arandela plana A-6 | | 4 | 4 | 4 | 4 | 4 | 4 | | | | |
| 33 | Q307052 | Junta torica Ø60,83xØ50,17xØ5,33 | | 1 | 1 | 1 | 1 | 1 | 1 | | | | |
| 34 | Q152016 | Tornillo especial M-5x0,8 | | 2 | 2 | 2 | 2 | 2 | 2 | | | | |
| 35 | Z201903 | Soporte ramas aclarado | | 2 | 2 | 2 | 2 | 2 | 2 | | | | |
| 36 | Z201901 | Rama aclarado derecha | | 2 | 2 | 2 | 2 | 2 | 2 | | | | |
| 37 | Z211903 | Tobera aclarado | | 12 | 12 | 12 | 12 | 12 | 12 | | | | |
| 38 | Z200705 | Tuerca especial M-14x1 | | 2 | 2 | 2 | 2 | 2 | 2 | | | | |
| 39 | Z650704 | Enganche distribuidor | | 2 | 2 | 2 | 2 | 2 | 2 | | | | |
| 40 | Z650716 | Distribuidor montado | | 2 | 2 | 2 | 2 | 2 | 2 | | | | |
| 41 | Q242010 | Arandela abanico A-3 | | 4 | 4 | 4 | 4 | 4 | 4 | | | | |
| 42 | Q152015 | Tornillo alomado M-3x6 | | 4 | 4 | 4 | 4 | 4 | 4 | | | | |
| 43 | Q012046 | Tornillo exagonal M-6x40 | | 4 | 4 | 4 | 4 | 4 | 4 | | | | |
| 44 | Q306050 | Arandela fibra roja Ø11xØ6,2x1,5 | | 4 | 4 | 4 | 4 | 4 | 4 | | | | |
| 45 | Q307050 | Junta torica Ø19,18xØ13,94xØ2,62 | | 1 | 1 | 1 | 1 | 1 | 1 | | | | |
| 46 | Q307052 | Junta torica Ø60,83xØ50,17xØ5,33 | | 1 | 1 | 1 | 1 | 1 | 1 | | | | |
| 47 | Q307049 | Junta torica Ø95,75xØ85,09xØ5,33 | | 1 | 1 | 1 | 1 | 1 | 1 | | | | |
| 48 | Q307052 | Junta torica Ø60,83xØ50,17xØ5,33 | | 1 | 1 | 1 | 1 | 1 | 1 | | | | |
| 49 | Q232040 | Arandela plana A-6 | | 4 | 4 | 4 | 4 | 4 | 4 | | | | |
| 50 | Q262040 | Arandela muelle A-6 | | 4 | 4 | 4 | 4 | 4 | 4 | | | | |
| 51 | Q162040 | Tuerca exagonal M-6 | | 4 | 4 | 4 | 4 | 4 | 4 | | | | |
| | | | | | | | | | | | | | |
| | | | | | | | | | | | | | |
| | | | | | | | | | | | | | |

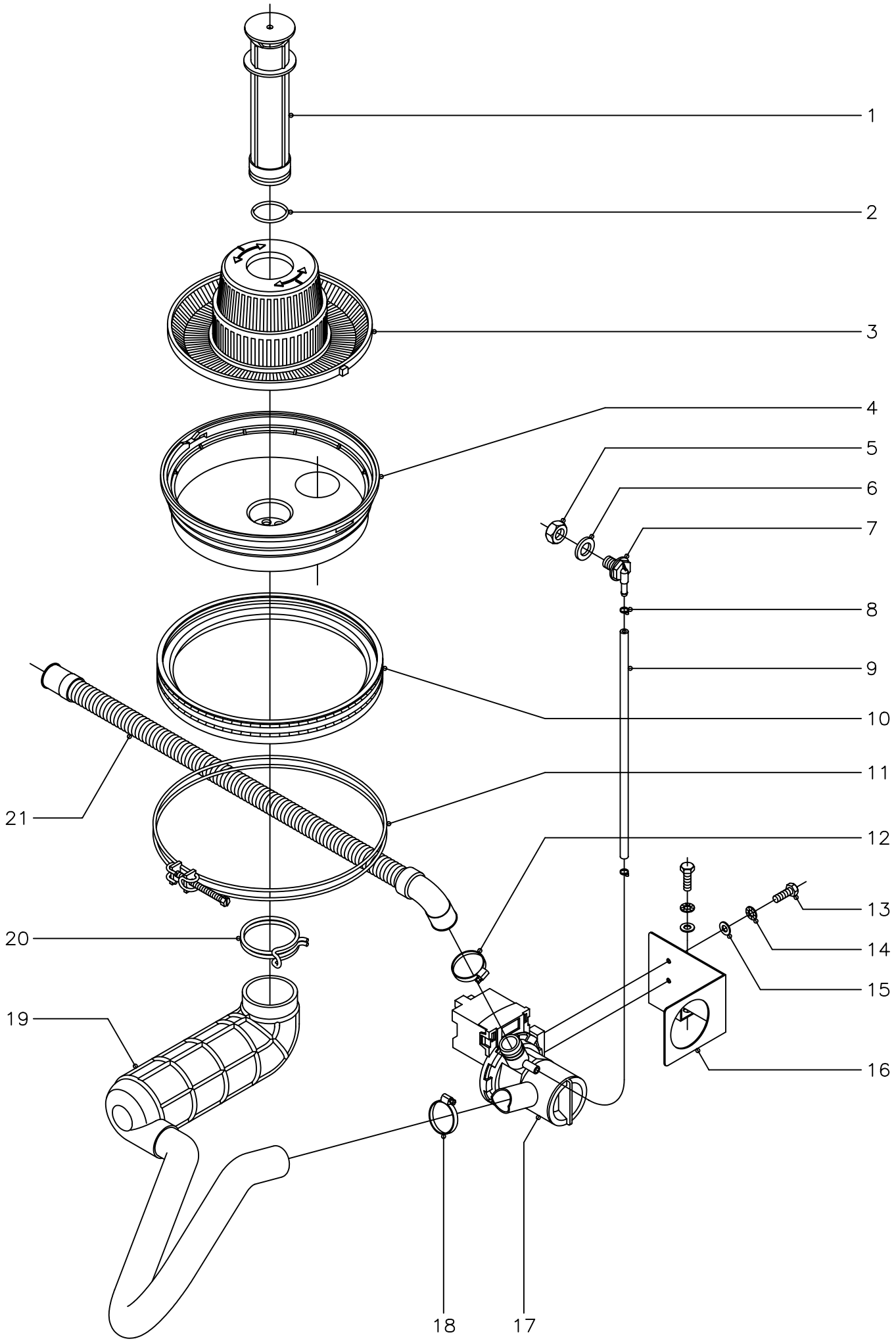


| N plano | Firma | Fecha | Aparato | Lamina | |
|---|---|---|---|---|---|
| C−1376 | | 6−2003 | PARTE FUNCIONAL DESAGUE (CON BOMBA)<br>LAVAVAJILLAS FI−48B;FI−64B | 4 | Fagor Industrial S.Coop.<br>Oñate FAGOR |

| MOD. | LAVAVAJILLAS FRONTAL | ZONA | PARTE FUNCIONAL DESAGÜE ( CON BOMBA ) | PLANO | C-1376 |
|---|---|---|---|---|---|

| ITEM | CODIGO | DENOMINACION | TEXTO | FI-48 | FI-48B | FI-64 | FI-64B | FI-48 W | MF-48 | FI-64 W | MF-64 | | | | NOTAS |
|---|---|---|---|---|---|---|---|---|---|---|---|---|---|---|---|
| 1 | Z200909 | Aliviadero | | - | 1 | - | 1 | 1 | | 1 | | | | | |
| 2 | Q307051 | Junta torica Ø41,41xØ36,17xØ2,62 | | - | 1 | - | 1 | 1 | | 1 | | | | | |
| 3 | Z200901 | Filtro aspiracion | | - | 1 | - | 1 | 1 | | 1 | | | | | |
| 4 | Z200906 | Cubeta | | - | 1 | - | 1 | 1 | | 1 | | | | | |
| 5 | Q162070 | Tuerca exagonal M-12 | | - | 1 | - | 1 | 1 | | 1 | | | | | |
| 6 | Q307031 | Arandela junta Ø24xØ14x3 | | - | 1 | - | 1 | 1 | | 1 | | | | | |
| 7 | Z230902 | Pasamuros | | - | 1 | - | 1 | 1 | | 1 | | | | | |
| 8 | P102154 | Brida elastica | | - | 2 | - | 2 | 2 | | 2 | | | | | |
| 9 | 3702400 | Conducto aireacion Ø8xØ4x230 | | - | 1 | - | 1 | 1 | | 1 | | | | | |
| 10 | Z200907 | Junta cubeta | | - | 1 | - | 1 | 1 | | 1 | | | | | |
| 11 | Z200908 | Abrazadera cubeta | | - | 1 | - | 1 | 1 | | 1 | | | | | |
| 12 | Q881305 | Abrazadera 25 - 40 | | - | 1 | - | 1 | 1 | | 1 | | | | | |
| 13 | Q012031 | Tornillo exagonal M-5x10 | | - | 4 | - | 4 | 4 | | 4 | | | | | |
| 14 | Q242030 | Arandela abanico A-5 | | - | 4 | - | 4 | 4 | | 4 | | | | | |
| 15 | Q232030 | Arandela plana A-5 | | - | 4 | - | 4 | 4 | | 4 | | | | | |
| 16 | Z220904 | Soporte bomba desagüe | | - | 1 | - | 1 | 1 | | 1 | | | | | |
| 17 | Z220901 | Bomba desagüe ( 50 Hz.) | | - | 1 | - | 1 | - | | - | | | | | |
| 17 | Z223501 | Bomba desagüe ( 60 Hz.) | | - | 1 | - | 1 | 1 | | 1 | | | | | |
| 18 | Q881305 | Abrazadera 25 - 40 | | - | 1 | - | 1 | 1 | | 1 | | | | | |
| 19 | Z220902 | Acumulador | | - | 1 | - | 1 | 1 | | 1 | | | | | |
| 20 | Q901308 | Abrazadera elastica 56 - 58,8 | | - | 1 | - | 1 | 1 | | 1 | | | | | |
| 21 | Z220903 | Manguera de desagüe | | - | 1 | - | 1 | 1 | | 1 | | | | | |
| | | | | | | | | | | | | | | | |
| | | | | | | | | | | | | | | | |
| | | | | | | | | | | | | | | | |
| | | | | | | | | | | | | | | | |
| | | | | | | | | | | | | | | | |
| | | | | | | | | | | | | | | | |
| | | | | | | | | | | | | | | | |

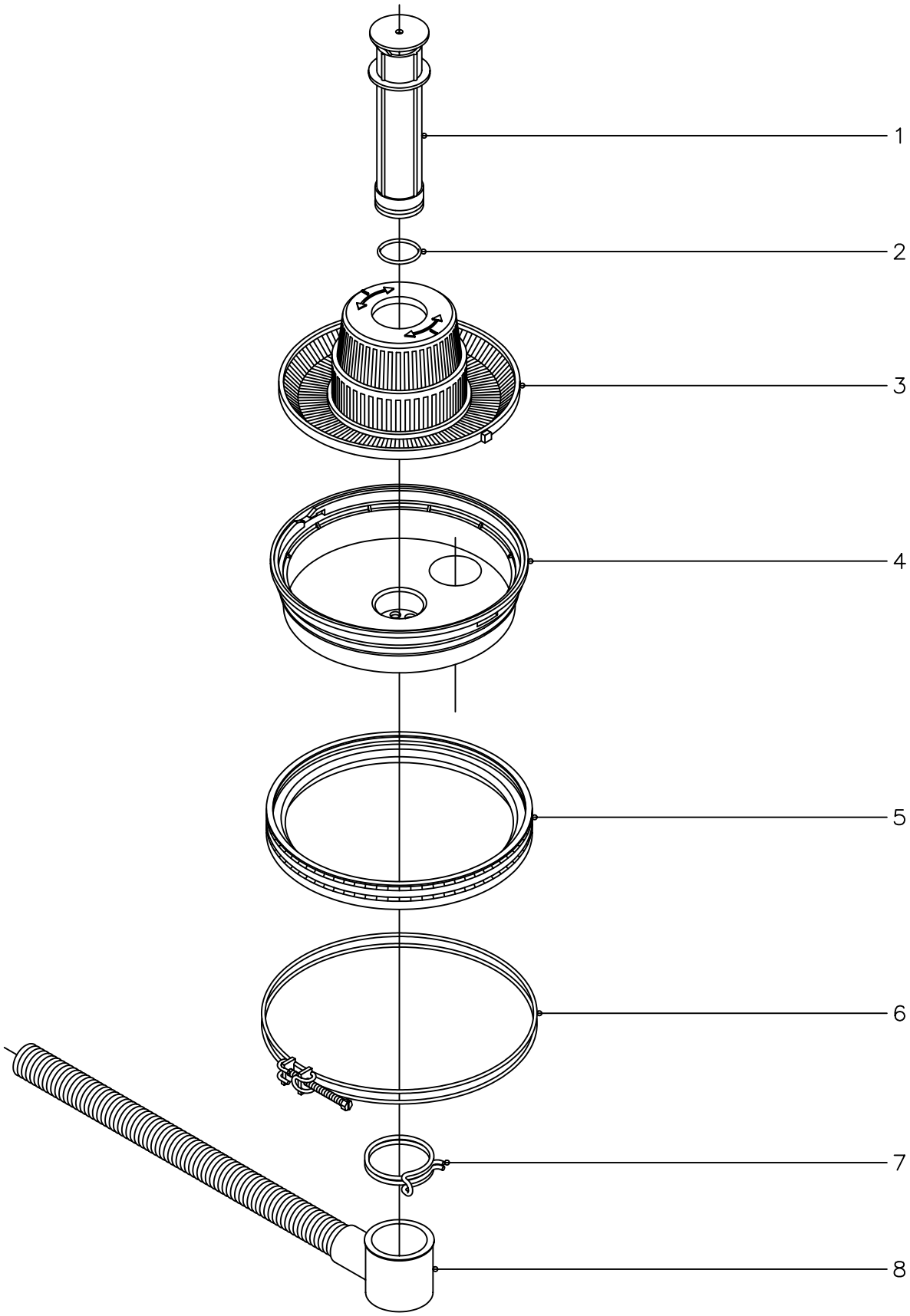


| N plano | Firma | Fecha | Aparato PARTE FUNCIONAL DESAGUE (POR GRAVEDAD) | Lamina | |
|---|---|---|---|---|---|
| C−1377 | | 6−2003 | LAVAVAJILLAS FI−48;FI−64 | 5 | Fagor Industrial S.Coop. FAGOR<br>Oñate |

| MOD. | LAVAVAJILLAS FRONTAL | ZONA | PARTE FUNCIONAL DESAGÜE ( POR GRAVEDAD ) | PLANO | C-1377 |
|---|---|---|---|---|---|

| ITEM | CODIGO | DENOMINACION | TEXTO | FI-48 | FI-48B | FI-64 | FI-64B | | | | | | NOTAS |
|---|---|---|---|---|---|---|---|---|---|---|---|---|---|
| 1 | Z200909 | Aliviadero | | 1 | - | 1 | - | | | | | | |
| 2 | Q307051 | Junta torica Ø41,41xØ36,17xØ2,62 | | 1 | - | 1 | - | | | | | | |
| 3 | Z200901 | Filtro aspiracion | | 1 | - | 1 | - | | | | | | |
| 4 | Z200906 | Cubeta | | 1 | - | 1 | - | | | | | | |
| 5 | Z200907 | Junta cubeta | | 1 | - | 1 | - | | | | | | |
| 6 | Z200908 | Abrazadera cubeta | | 1 | - | 1 | - | | | | | | |
| 7 | Q901308 | Abrazadera elastica 56 - 58,8 | | 1 | - | 1 | - | | | | | | |
| 8 | Z200910 | Manguera de desagüe | | 1 | - | 1 | - | | | | | | |

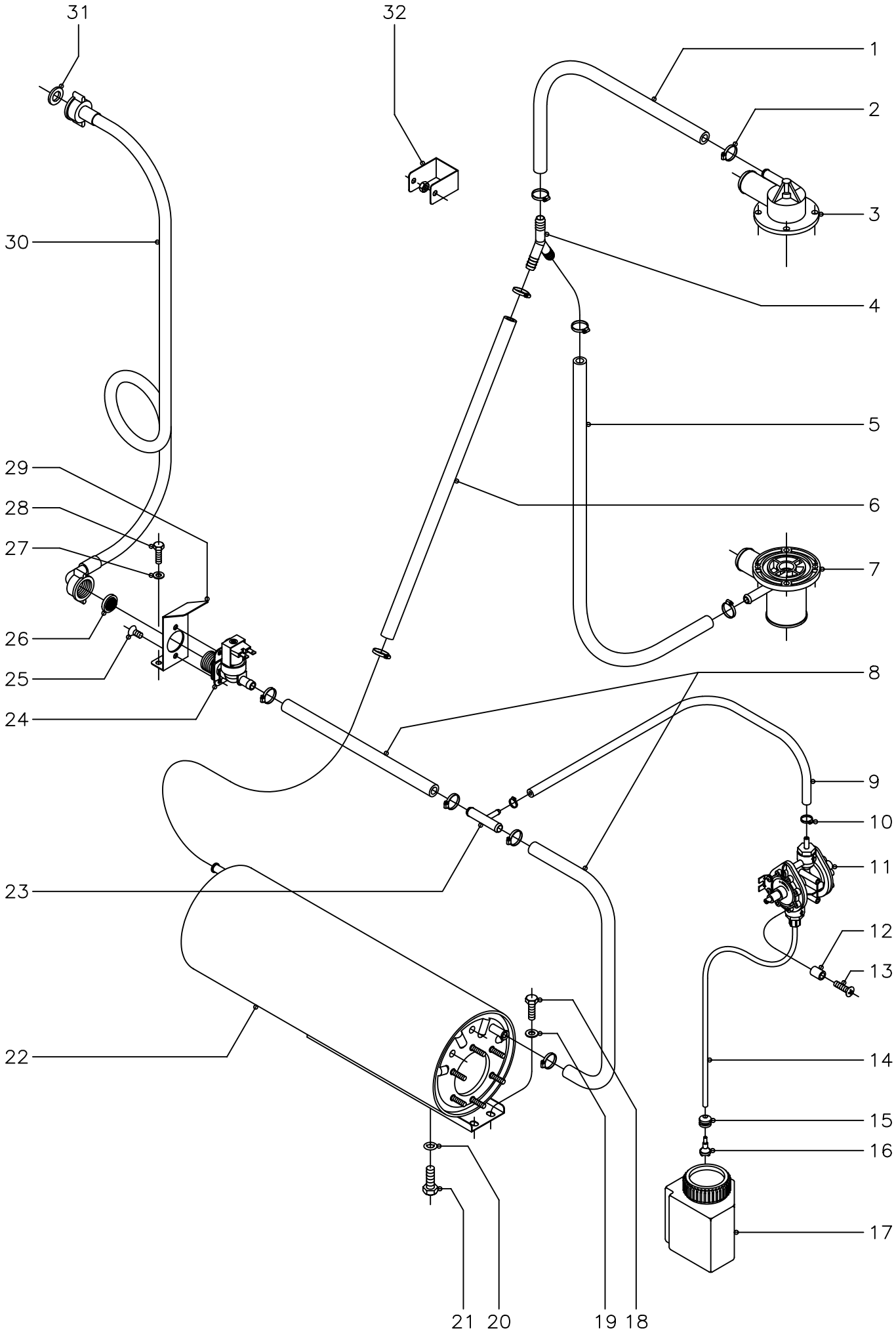


| N plano | Firma | Fecha | Aparato | Lamina | |
|---|---|---|---|---|---|
| C−1378 | | 6−2003 | PARTE FUNCIONAL ACLARADO<br>LAVAVAJILLAS 48;48B;64;64B | 6 | Fagor Industrial S.Coop.<br>Oñate |

| MOD. | LAVAVAJILLAS FRONTAL | ZONA | PARTE FUNCIONAL ACLARADO | PLANO | C-1378 |
|---|---|---|---|---|---|

| ITEM | CODIGO | DENOMINACION | TEXTO | FI-48 | FI-48B | FI-64 | FI-64B | | | | | | NOTAS |
|---|---|---|---|---|---|---|---|---|---|---|---|---|---|
| 1 | 3676900 | Tubo goma negra Ø17xØ10x360 | | 1 | 1 | 1 | 1 | | | | | | |
| 2 | Q881302 | Abrazadera 12 - 20 | | 10 | 10 | 10 | 10 | | | | | | |
| 3 | Z200707 | Soporte distribuidor superior | | 1 | 1 | 1 | 1 | | | | | | |
| 4 | Z201106 | Racord en "Y" | | 1 | 1 | 1 | 1 | | | | | | |
| 5 | 3676900 | Tubo goma negra Ø17xØ10x780 | | 1 | 1 | 1 | 1 | | | | | | |
| 6 | 3676900 | Tubo goma negra Ø17xØ10x580 | | 1 | 1 | 1 | 1 | | | | | | |
| 7 | Z200703 | Pasamuros | | 1 | 1 | 1 | 1 | | | | | | |
| 8 | 3676900 | Tubo goma negra Ø17xØ10x330 | | 2 | 2 | 2 | 2 | | | | | | |
| 9 | 3704000 | Tubo goma negra Ø10,5xØ5x620 | | 1 | 1 | 1 | 1 | | | | | | |
| 10 | Q881308 | Abrazadera 8 - 14 | | 2 | 2 | 2 | 2 | | | | | | |
| 11 | Z651123 | Dosificador tensoactivo | | 1 | 1 | 1 | 1 | | | | | | |
| 12 | Z203007 | Casquillo | | 2 | 2 | 2 | 2 | | | | | | |
| 13 | Q041324 | Tornillo avellanado M-4x25 | | 2 | 2 | 2 | 2 | | | | | | |
| 14 | 3699200 | Conducto tensoactivo Ø6xØ4x650 | | 1 | 1 | 1 | 1 | | | | | | |
| 15 | N023064 | Pasamuros Ø6xØ13 | | 1 | 1 | 1 | 1 | | | | | | |
| 16 | Z601153 | Filtro aspiracion tensoactivo | | 1 | 1 | 1 | 1 | | | | | | |
| 17 | Z211101 | Deposito abrillantador tensoactivo | | 1 | 1 | 1 | 1 | | | | | | |
| 18 | Q012031 | Tornillo exagonal M-5x10 | | 2 | 2 | 2 | 2 | | | | | | |
| 19 | Q232030 | Arandela plana A-5 | | 2 | 2 | 2 | 2 | | | | | | |
| 20 | Q307048 | Junta torica Ø16,18xØ9,12xØ3,53 | | 1 | 1 | 1 | 1 | | | | | | |
| 21 | Q012063 | Tornillo exagonal M-10x20 | | 1 | 1 | 1 | 1 | | | | | | |
| 22 | Z201710 | Cuerpo calderin | | 1 | 1 | 1 | 1 | | | | | | |
| 23 | Z601157 | Toma presion | | 1 | 1 | 1 | 1 | | | | | | |
| 24 | Z701135 | Electrovalvula entrada de agua | | 1 | 1 | 1 | 1 | | | | | | |
| 25 | Q152024 | Tornillo avellanado M-4x8 | | 2 | 2 | 2 | 2 | | | | | | |
| 26 | Z701132 | Filtro junta | | 1 | 1 | 1 | 1 | | | | | | |
| 27 | Q232030 | Arandela plana A-5 | | 2 | 2 | 2 | 2 | | | | | | |
| 28 | Q012031 | Tornillo exagonal M-5x10 | | 2 | 2 | 2 | 2 | | | | | | |
| 29 | Z201101 | Escuadra amarre electrovalvula | | 1 | 1 | 1 | 1 | | | | | | |

| MOD. | LAVAVAJILLAS FRONTAL | ZONA | PARTE FUNCIONAL ACLARADO | PLANO | C-1378 |
|---|---|---|---|---|---|

| ITEM | CODIGO | DENOMINACION | TEXTO | FI-48 | FI-48B | FI-64 | FI-64B | | | | | | NOTAS |
|---|---|---|---|---|---|---|---|---|---|---|---|---|---|
| 30 | Z602121 | Manguera entrada de agua | | 1 | 1 | 1 | 1 | | | | | | |
| 31 | Q307031 | Arandela junta | | 1 | 1 | 1 | 1 | | | | | | |
| 32 | R722631 | Fijacion conducciones | | 1 | 1 | 1 | 1 | | | | | | |
| | Q162040 | Tuerca exagonal M-6 | | 1 | 1 | 1 | 1 | | | | | | |

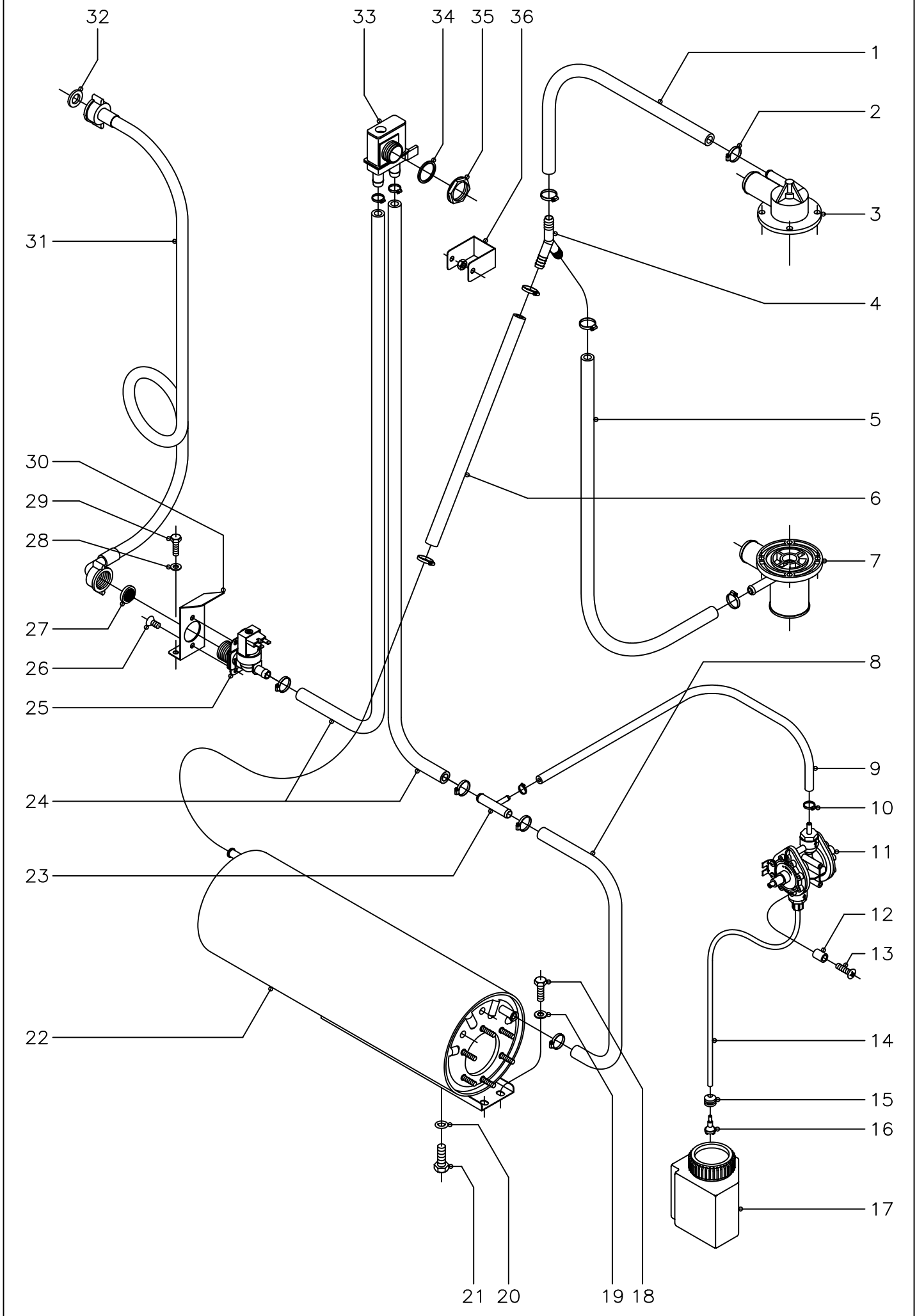


| N plano | Firma | Fecha | Aparato | Lamina | |
|---|---|---|---|---|---|
| C−1379 | | 6−2003 | PARTE FUNCIONAL ACLARADO<br>LAVAVAJILLAS 48;64;W;MF;A.R. | 7 | Fagor Industrial S.Coop. FAGOR<br>Oñate |

| MOD. | LAVAVAJILLAS FRONTAL | ZONA | PARTE FUNCIONAL ACLARADO | PLANO | C-1379 |
|---|---|---|---|---|---|

| ITEM | CODIGO | DENOMINACION | TEXTO | FI-48 W | MF-48 | FI-64 W | MF-64 | | | | | | | | NOTAS |
|---|---|---|---|---|---|---|---|---|---|---|---|---|---|---|---|
| 1 | 3676900 | Tubo goma negra Ø17xØ10x360 | | 1 | | 1 | | | | | | | | | |
| 2 | Q881302 | Abrazadera 12 - 20 | | 10 | | 10 | | | | | | | | | |
| 3 | Z200707 | Soporte distribuidor superior | | 1 | | 1 | | | | | | | | | |
| 4 | Z201106 | Racord en "Y" | | 1 | | 1 | | | | | | | | | |
| 5 | 3676900 | Tubo goma negra Ø17xØ10x780 | | 1 | | 1 | | | | | | | | | |
| 6 | 3676900 | Tubo goma negra Ø17xØ10x580 | | 1 | | 1 | | | | | | | | | |
| 7 | Z200703 | Pasamuros | | 1 | | 1 | | | | | | | | | |
| 8 | 3676900 | Tubo goma negra Ø17xØ10x330 | | 1 | | 1 | | | | | | | | | |
| 9 | 3704000 | Tubo goma negra Ø10,5xØ5x620 | | 1 | | 1 | | | | | | | | | |
| 10 | Q881308 | Abrazadera 8 - 14 | | 2 | | 2 | | | | | | | | | |
| 11 | Z651123 | Dosificador tensoactivo | | 1 | | 1 | | | | | | | | | |
| 12 | Z203007 | Casquillo | | 2 | | 2 | | | | | | | | | |
| 13 | Q041324 | Tornillo avellanado M-4x25 | | 2 | | 2 | | | | | | | | | |
| 14 | 3699200 | Conducto tensoactivo Ø6xØ4x650 | | 1 | | 1 | | | | | | | | | |
| 15 | N023064 | Pasamuros Ø6xØ13 | | 1 | | 1 | | | | | | | | | |
| 16 | Z601153 | Filtro aspiracion tensoactivo | | 1 | | 1 | | | | | | | | | |
| 17 | Z211101 | Deposito abrillantador tensoactivo | | 1 | | 1 | | | | | | | | | |
| 18 | Q012031 | Tornillo exagonal M-5x10 | | 2 | | 2 | | | | | | | | | |
| 19 | Q232030 | Arandela plana A-5 | | 2 | | 2 | | | | | | | | | |
| 20 | Q307048 | Junta torica Ø16,18xØ9,12xØ3,53 | | 1 | | 1 | | | | | | | | | |
| 21 | Q012063 | Tornillo exagonal M-10x20 | | 1 | | 1 | | | | | | | | | |
| 22 | Z201710 | Cuerpo calderin | | 1 | | 1 | | | | | | | | | |
| 23 | Z601157 | Toma presion | | 1 | | 1 | | | | | | | | | |
| 24 | 3676900 | Tubo goma negra Ø17xØ10x1000 | | 2 | | 2 | | | | | | | | | |
| 25 | Z701135 | Electrovalvula entrada de agua | | 1 | | 1 | | | | | | | | | |
| 26 | Q152024 | Tornillo avellanado M-4x8 | | 2 | | 2 | | | | | | | | | |
| 27 | Z701132 | Filtro junta | | 1 | | 1 | | | | | | | | | |
| 28 | Q232030 | Arandela plana A-5 | | 2 | | 2 | | | | | | | | | |
| 29 | Q012031 | Tornillo exagonal M-5x10 | | 2 | | 2 | | | | | | | | | |

| MOD. | LAVAVAJILLAS FRONTAL | ZONA | PARTE FUNCIONAL ACLARADO | PLANO | C-1379 |
|---|---|---|---|---|---|

| ITEM | CODIGO | DENOMINACION | TEXTO | FI-48 W | MF-48 | FI-64 W | MF-64 | | | | | | | | NOTAS |
|---|---|---|---|---|---|---|---|---|---|---|---|---|---|---|---|
| 30 | Z201101 | Escuadra amarre electrovalvula | | 1 | | 1 | | | | | | | | | |
| 31 | Z602121 | Manguera entrada de agua | | 1 | | 1 | | | | | | | | | |
| 32 | Q307031 | Arandela junta | | 1 | | 1 | | | | | | | | | |
| 33 | Z231105 | Valvula antirretorno | | 1 | | 1 | | | | | | | | | |
| 34 | Q307029 | Arandela junta Ø31xØ26,5x2 | | 1 | | 1 | | | | | | | | | |
| 35 | Q223016 | Tuerca roscada PG-21 | | 1 | | 1 | | | | | | | | | |
| 36 | R722631 | Fijacion conducciones | | 1 | | 1 | | | | | | | | | |
| | Q162040 | Tuerca exagonal M-6 | | 1 | | 1 | | | | | | | | | |

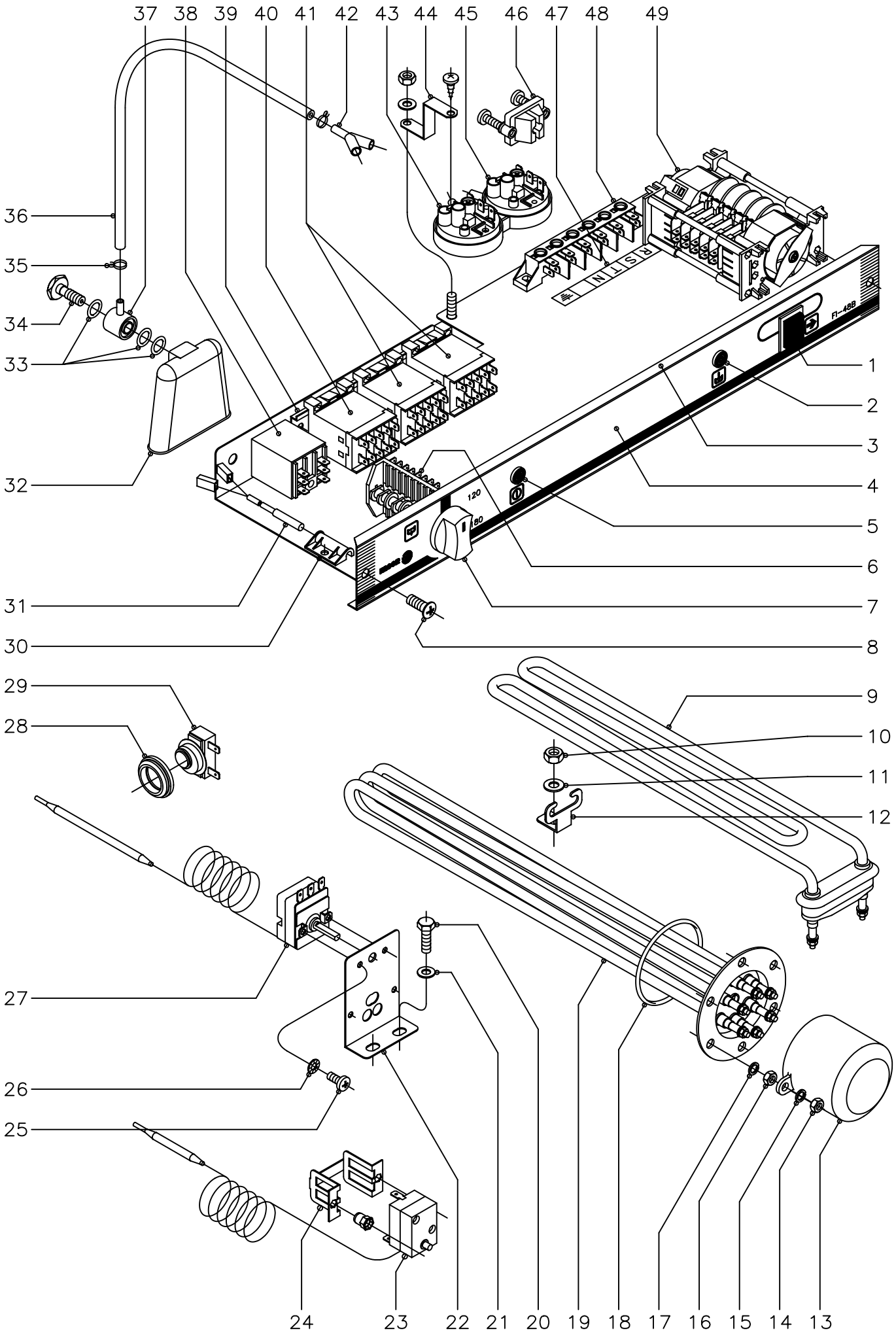


| N plano | Firma | Fecha | Aparato | Lamina | |
|---|---|---|---|---|---|
| C−1380 | | 6−2003 | PARTE FUNCIONAL ELECTRICA<br>LAVAVAJILLAS 48;48B;64;64B | 8 | Fagor Industrial S.Coop. FAGOR<br>Oñate |

| MOD. | LAVAVAJILLAS FRONTAL | ZONA | PARTE FUNCIONAL ELECTRICA | PLANO | C-1380 |
|---|---|---|---|---|---|

| ITEM | CODIGO | DENOMINACION | TEXTO | FI-48 | FI-48B | FI-64 | FI-64B | | | | | | NOTAS |
|---|---|---|---|---|---|---|---|---|---|---|---|---|---|
| 1 | Z213033 | Pulsador de marcha | | 1 | 1 | 1 | 1 | | | | | | |
| 2 | R693055 | Piloto verde | | 1 | 1 | 1 | 1 | | | | | | |
| 3 | Z212909 | Frente extraible | | 1 | 1 | 1 | 1 | | | | | | |
| 4 | Z212910 | Embellecedor adhesivo | | 1 | - | - | - | | | | | | |
| 4 | Z222902 | Embellecedor adhesivo | | - | 1 | - | - | | | | | | |
| 4 | Z242901 | Embellecedor adhesivo | | - | - | 1 | - | | | | | | |
| 4 | Z252901 | Embellecedor adhesivo | | - | - | - | 1 | | | | | | |
| 5 | R693056 | Piloto ambar | | 1 | 1 | 1 | 1 | | | | | | |
| 6 | Z213003 | Conmutador de funciones | | 1 | - | 1 | - | | | | | | |
| 6 | Z223001 | Conmutador de funciones | | - | 1 | - | 1 | | | | | | |
| 7 | R663062 | Boton de mando completo | | 1 | 1 | 1 | 1 | | | | | | |
| 8 | Q152004 | Tornillo aplastado M-5x13 | | 2 | 2 | 2 | 2 | | | | | | |
| 9 | Z203601 | Resistencia tanque 2800 W.230V. | | 1 | 1 | 1 | 1 | | | | | | |
| 10 | Q162040 | Tuerca exagonal M-6 | | 1 | 1 | 1 | 1 | | | | | | |
| 11 | Q232040 | Arandela plana A-6 | | 1 | 1 | 1 | 1 | | | | | | |
| 12 | Z603602 | Soporte resistencia tanque | | 1 | 1 | 1 | 1 | | | | | | |
| 13 | Z651731 | Caperuza resistencia calderin | | 1 | 1 | 1 | 1 | | | | | | |
| 14 | Q163140 | Tuerca exagonal M-6 | | 2 | 2 | 2 | 2 | | | | | | |
| 15 | Q262040 | Arandela muelle A-6 | | 2 | 2 | 2 | 2 | | | | | | |
| 16 | Q163140 | Tuerca exagonal M-6 | | 6 | 6 | 6 | 6 | | | | | | |
| 17 | Q262040 | Arandela muelle A-6 | | 6 | 6 | 6 | 6 | | | | | | |
| 18 | Q307035 | Junta torica AN-36 | | 1 | 1 | 1 | 1 | | | | | | |
| 19 | Z201706 | Resistencia calderin 2800 W.230V. | | 1 | 1 | - | - | | | | | | |
| 19 | Z241701 | Resistencia calderin 6000 W.230V. | | - | - | 1 | 1 | | | | | | |
| 20 | Q012031 | Tornillo exagonal M-5x10 | | 2 | 2 | 2 | 2 | | | | | | |
| 21 | Q232030 | Arandela plana A-5 | | 2 | 2 | 2 | 2 | | | | | | |
| 22 | Z203047 | Soporte termostatos | | 1 | 1 | 1 | 1 | | | | | | |
| 23 | Z213014 | Termostato limitador Tecasa | | 1 | 1 | 1 | 1 | | | | | | |
| 24 | Z203060 | Amarre limitador Tecasa | | 1 | 1 | 1 | 1 | | | | | | |

| MOD. | LAVAVAJILLAS FRONTAL | ZONA | PARTE FUNCIONAL ELECTRICA | PLANO | C-1380 |
|---|---|---|---|---|---|

| ITEM | CODIGO | DENOMINACION | TEXTO | FI-48 | FI-48B | FI-64 | FI-64B | | | | | | NOTAS |
|---|---|---|---|---|---|---|---|---|---|---|---|---|---|
| | Q221341 | Remache exagonal M-4 | | 2 | 2 | 2 | 2 | | | | | | |
| 25 | Q153111 | Tornillo alomado M-4x8 | | 4 | 4 | 4 | 4 | | | | | | |
| 26 | Q242020 | Arandela abanico A-4 | | 4 | 4 | 4 | 4 | | | | | | |
| 27 | Z203014 | Termostato calderin | | 1 | 1 | 1 | 1 | | | | | | |
| 28 | N503017 | Soporte termostato | | 1 | 1 | 1 | 1 | | | | | | |
| 29 | Z718405 | Termostato doble ( tanque ) | | 1 | 1 | 1 | 1 | | | | | | |
| 30 | Z203010 | Amarre interruptor magnetico | | 1 | 1 | 1 | 1 | | | | | | |
| 31 | Z203009 | Interruptor magnetico | | 1 | 1 | 1 | 1 | | | | | | |
| 32 | Z203011 | Camara presostato | | 1 | 1 | 1 | 1 | | | | | | |
| 33 | Q307003 | Junta torica Ø16,01xØ10,77xØ2,62 | | 3 | 3 | 3 | 3 | | | | | | |
| 34 | Z203013 | Tornillo presostato | | 1 | 1 | 1 | 1 | | | | | | |
| 35 | P102154 | Brida elastica para tubo | | 2 | 2 | 2 | 2 | | | | | | |
| 36 | 3702400 | Tubo goma negra Ø8xØ4x1300 | | 1 | 1 | 1 | 1 | | | | | | |
| 37 | Z203012 | Empalme presostato | | 1 | 1 | 1 | 1 | | | | | | |
| 38 | Z203062 | Rele puerta 230 V., 50/60 Hz. | | 1 | 1 | 1 | 1 | | | | | | |
| 39 | Z123018 | Guia contactor L=55 | | 2 | 2 | - | - | | | | | | |
| 39 | Z103084 | Guia contactor L=138 | | - | - | 1 | 1 | | | | | | |
| 40 | Z213007 | Contactor 230 V. 50/60 Hz.(tanque) | | 1 | 1 | 1 | 1 | | | | | | |
| 41 | Z213007 | Contactor 230V.50/60 Hz.(calderin) | | - | - | 2 | 2 | | | | | | |
| 41 | Z203050 | Contactor 230V.50/60 Hz.(calderin) | | 1 | 1 | - | - | | | | | | |
| 42 | Z103077 | Racord en "Y" | | - | 1 | - | 1 | | | | | | |
| 43 | Z203023 | Presostato de nivel | | 1 | 1 | 1 | 1 | | | | | | |
| | Q082032 | Tornillo alomado BZ-3,5x9,5 | | 1 | 1 | 1 | 1 | | | | | | |
| 44 | Z602923 | Soporte presostato | | 1 | 1 | 1 | 1 | | | | | | |
| | Q152004 | Tornillo aplastado M-5x13 | | 1 | 1 | 1 | 1 | | | | | | |
| | Q232030 | Arandela plana A-5 | | 1 | 1 | 1 | 1 | | | | | | |
| | Q162030 | Tuerca exagonal M-5 | | 1 | 1 | 1 | 1 | | | | | | |
| 45 | Z223005 | Presostato de seguridad | | - | 1 | - | 1 | | | | | | |
| 46 | Z203020 | Retenedor de cable | | 1 | 1 | 1 | 1 | | | | | | |

| MOD. | LAVAVAJILLAS FRONTAL | ZONA | PARTE FUNCIONAL ELECTRICA | PLANO | C-1380 |
|---|---|---|---|---|---|

| ITEM | CODIGO | DENOMINACION | TEXTO | FI-48 | FI-48B | FI-64 | FI-64B | | | | | | NOTAS |
|---|---|---|---|---|---|---|---|---|---|---|---|---|---|
| 47 | Z213005 | Rotulo adhesivo RSTN | | 1 | 1 | 1 | 1 | | | | | | |
| 48 | R253044 | Regleta de conexiones | | 1 | 1 | 1 | 1 | | | | | | |
| 49 | Z213008 | Programador ciclo | | 1 | 1 | - | - | | | | | | |
| 49 | Z243004 | Programador ciclo | | - | - | 1 | 1 | | | | | | |
| | | | | | | | | | | | | | |
| | | | | | | | | | | | | | |
| | | | | | | | | | | | | | |
| | | | | | | | | | | | | | |
| | | | | | | | | | | | | | |
| | | | | | | | | | | | | | |
| | | | | | | | | | | | | | |
| | | | | | | | | | | | | | |
| | | | | | | | | | | | | | |
| | | | | | | | | | | | | | |
| | | | | | | | | | | | | | |
| | | | | | | | | | | | | | |
| | | | | | | | | | | | | | |
| | | | | | | | | | | | | | |
| | | | | | | | | | | | | | |
| | | | | | | | | | | | | | |
| | | | | | | | | | | | | | |
| | | | | | | | | | | | | | |
| | | | | | | | | | | | | | |
| | | | | | | | | | | | | | |
| | | | | | | | | | | | | | |
| | | | | | | | | | | | | | |
| | | | | | | | | | | | | | |
| | | | | | | | | | | | | | |

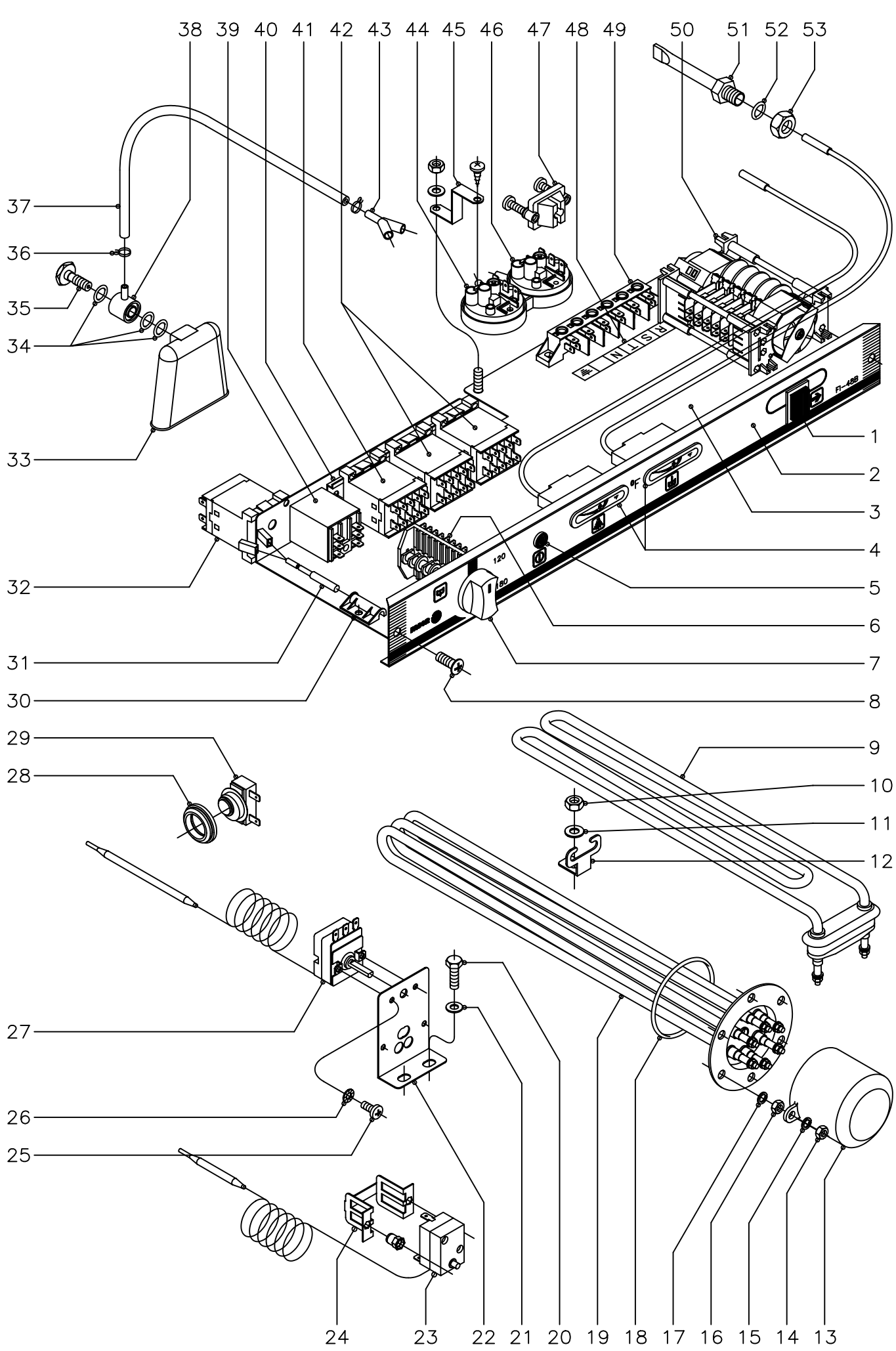


| N plano | Firma | Fecha | Aparato | Lamina | |
|---|---|---|---|---|---|
| C–1381 | | 6–2003 | PARTE FUNCIONAL ELECTRICA<br>LAVAVAJILLAS 48;64; W;MF | 9 | Fagor Industrial S.Coop. FAGOR<br>Oñate |

| MOD. | LAVAVAJILLAS FRONTAL | ZONA | PARTE FUNCIONAL ELECTRICA | PLANO | C-1381 |
|---|---|---|---|---|---|

| ITEM | CODIGO | DENOMINACION | TEXTO | FI-48 W | MF-48 | FI-64 W | MF-64 | | | | | | NOTAS |
|---|---|---|---|---|---|---|---|---|---|---|---|---|---|
| 1 | Z213033 | Pulsador de marcha | | 1 | 1 | 1 | 1 | | | | | | |
| 2 | Z228401 | Embellecedor adhesivo | | 1 | - | - | - | | | | | | |
| 2 | Z228501 | Embellecedor adhesivo | | - | 1 | - | - | | | | | | |
| 2 | Z258401 | Embellecedor adhesivo | | - | - | 1 | - | | | | | | |
| 2 | Z258501 | Embellecedor adhesivo | | - | - | - | 1 | | | | | | |
| 3 | Z212909 | Frente extraible | | 1 | 1 | 1 | 1 | | | | | | |
| 4 | Z228405 | Indicador analogico Fahrenheit | | 2 | 2 | 2 | 2 | | | | | | |
| 5 | R693056 | Piloto ambar | | 1 | 1 | 1 | 1 | | | | | | |
| 6 | Z223001 | Conmutador de funciones | | 1 | 1 | 1 | 1 | | | | | | |
| 7 | R663062 | Boton de mando completo | | 1 | - | 1 | - | | | | | | |
| 7 | R663070 | Boton de mando completo | | - | 1 | - | 1 | | | | | | |
| 8 | Q152004 | Tornillo aplastado M-5x13 | | 2 | 2 | 2 | 2 | | | | | | |
| 9 | Z203601 | Resistencia tanque 2800 W.230V. | | 1 | 1 | 1 | 1 | | | | | | |
| 10 | Q162040 | Tuerca exagonal M-6 | | 1 | 1 | 1 | 1 | | | | | | |
| 11 | Q232040 | Arandela plana A-6 | | 1 | 1 | 1 | 1 | | | | | | |
| 12 | Z603602 | Soporte resistencia tanque | | 1 | 1 | 1 | 1 | | | | | | |
| 13 | Z651731 | Caperuza resistencia calderin | | 1 | 1 | 1 | 1 | | | | | | |
| 14 | Q163140 | Tuerca exagonal M-6 | | 2 | 2 | 2 | 2 | | | | | | |
| 15 | Q262040 | Arandela muelle A-6 | | 2 | 2 | 2 | 2 | | | | | | |
| 16 | Q163140 | Tuerca exagonal M-6 | | 6 | 6 | 6 | 6 | | | | | | |
| 17 | Q262040 | Arandela muelle A-6 | | 6 | 6 | 6 | 6 | | | | | | |
| 18 | Q307035 | Junta torica AN-36 | | 1 | 1 | 1 | 1 | | | | | | |
| 19 | Z201706 | Resistencia calderin 2800 W.230V. | | 1 | 1 | - | - | | | | | | |
| 19 | Z241701 | Resistencia calderin 6000 W.230V. | | - | - | 1 | 1 | | | | | | |
| 20 | Q012031 | Tornillo exagonal M-5x10 | | 2 | 2 | 2 | 2 | | | | | | |
| 21 | Q232030 | Arandela plana A-5 | | 2 | 2 | 2 | 2 | | | | | | |
| 22 | Z203047 | Soporte termostatos | | 1 | 1 | 1 | 1 | | | | | | |
| 23 | Z213014 | Termostato limitador Tecasa | | 1 | 1 | 1 | 1 | | | | | | |
| 24 | Z203060 | Amarre limitador Tecasa | | 1 | 1 | 1 | 1 | | | | | | |

| MOD. | LAVAVAJILLAS FRONTAL | ZONA | PARTE FUNCIONAL ELECTRICA | PLANO | C-1381 |
|---|---|---|---|---|---|

| ITEM | CODIGO | DENOMINACION | TEXTO | FI-48 W | MF-48 | FI-64 W | MF-64 | | | | | | NOTAS |
|---|---|---|---|---|---|---|---|---|---|---|---|---|---|
| | Q221341 | Remache exagonal M-4 | | 2 | 2 | 2 | 2 | | | | | | |
| 25 | Q153111 | Tornillo alomado M-4x8 | | 4 | 4 | 4 | 4 | | | | | | |
| 26 | Q242020 | Arandela abanico A-4 | | 4 | 4 | 4 | 4 | | | | | | |
| 27 | Z203014 | Termostato calderin | | 1 | 1 | 1 | 1 | | | | | | |
| 28 | N503017 | Soporte termostato | | 1 | 1 | 1 | 1 | | | | | | |
| 29 | Z718405 | Termostato doble ( tanque ) | | 1 | 1 | 1 | 1 | | | | | | |
| 30 | Z203010 | Amarre interruptor magnetico | | 1 | 1 | 1 | 1 | | | | | | |
| 31 | Z203009 | Interruptor magnetico | | 1 | 1 | 1 | 1 | | | | | | |
| 32 | Z683087 | Contactor 3TF20 01-3AL2, 230V. | | 1 | 1 | 1 | 1 | | | | | | |
| 33 | Z203011 | Camara presostato | | 1 | 1 | 1 | 1 | | | | | | |
| 34 | Q307003 | Junta torica Ø16,01xØ10,77xØ2,62 | | 3 | 3 | 3 | 3 | | | | | | |
| 35 | Z203013 | Tornillo presostato | | 1 | 1 | 1 | 1 | | | | | | |
| 36 | P102154 | Brida elastica para tubo | | 2 | 2 | 2 | 2 | | | | | | |
| 37 | 3702400 | Tubo goma negra Ø8xØ4x1300 | | 1 | 1 | 1 | 1 | | | | | | |
| 38 | Z203012 | Empalme presostato | | 1 | 1 | 1 | 1 | | | | | | |
| 39 | Z203062 | Rele puerta 230 V., 50/60 Hz. | | 1 | 1 | 1 | 1 | | | | | | |
| 40 | Z123018 | Guia contactor L=55 | | 2 | 2 | - | - | | | | | | |
| 40 | Z103084 | Guia contactor L=138 | | - | - | 1 | 1 | | | | | | |
| 41 | Z213007 | Contactor 230 V. 50/60 Hz.(tanque) | | 1 | 1 | 1 | 1 | | | | | | |
| 42 | Z213007 | Contactor 230V.50/60 Hz.(calderin) | | - | - | 2 | 2 | | | | | | |
| 42 | Z203050 | Contactor 230V.50/60 Hz.(calderin) | | 1 | 1 | - | - | | | | | | |
| 43 | Z103077 | Racord en "Y" | | 1 | 1 | 1 | 1 | | | | | | |
| 44 | Z203023 | Presostato de nivel | | 1 | 1 | 1 | 1 | | | | | | |
| | Q082032 | Tornillo alomado BZ-3,5x9,5 | | 1 | 1 | 1 | 1 | | | | | | |
| 45 | Z602923 | Soporte presostato | | 1 | 1 | 1 | 1 | | | | | | |
| | Q152004 | Tornillo aplastado M-5x13 | | 1 | 1 | 1 | 1 | | | | | | |
| | Q232030 | Arandela plana A-5 | | 1 | 1 | 1 | 1 | | | | | | |
| | Q162030 | Tuerca exagonal M-5 | | 1 | 1 | 1 | 1 | | | | | | |
| 46 | Z223005 | Presostato de seguridad | | 1 | 1 | 1 | 1 | | | | | | |

| MOD. | LAVAVAJILLAS FRONTAL | ZONA | PARTE FUNCIONAL ELECTRICA | PLANO | C-1381 |
|---|---|---|---|---|---|

| ITEM | CODIGO | DENOMINACION | TEXTO | FI-48 W | MF-48 | FI-64 W | MF-64 | | | | | | NOTAS |
|---|---|---|---|---|---|---|---|---|---|---|---|---|---|
| 47 | Z203020 | Retenedor de cable | | 1 | 1 | 1 | 1 | | | | | | |
| 48 | Z213005 | Rotulo adhesivo RSTN | | 1 | 1 | 1 | 1 | | | | | | |
| 49 | R253044 | Regleta de conexiones | | 1 | 1 | 1 | 1 | | | | | | |
| 50 | Z228412 | Programador ciclo con termostop | | 1 | 1 | - | - | | | | | | |
| 50 | Z258412 | Programador ciclo con termostop | | - | - | 1 | 1 | | | | | | |
| 51 | Z263002 | Vaina para sonda ( Tanque ) | | 1 | 1 | 1 | 1 | | | | | | |
| 52 | Q306024 | Arandela junta Ø18xØ12,5x1,5 | | 1 | 1 | 1 | 1 | | | | | | |
| 53 | Q162070 | Tuerca exagonal M-12 | | 1 | 1 | 1 | 1 | | | | | | |

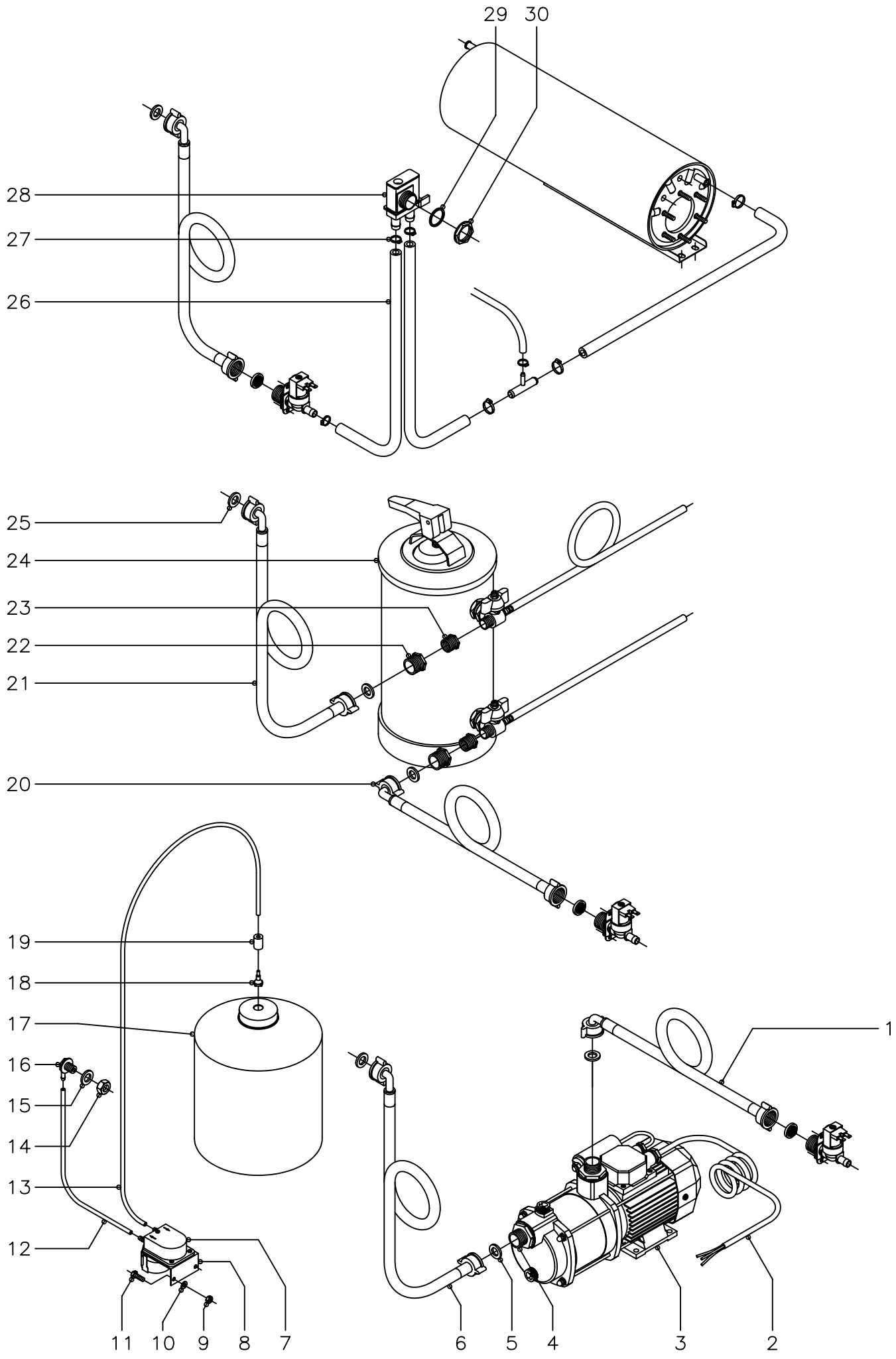


| N plano | Firma | Fecha | Aparato | Lamina | |
|---|---|---|---|---|---|
| C–1382 | | 6–2003 | ACCESORIOS LAVAVAJILLAS | 10 | Fagor Industrial S.Coop. FAGOR<br>Oñate |

| MOD. | LAVAVAJILLAS FRONTAL | ZONA | ACCESORIOS PARA LAVAVAJILLAS | PLANO | C-1382 |
|---|---|---|---|---|---|

| ITEM | CODIGO | DENOMINACION | TEXTO | FI-48 | FI-48B | FI-64 | FI-64B | | | | | | NOTAS |
|---|---|---|---|---|---|---|---|---|---|---|---|---|---|
| | **1210305187 KIT BOMBA PRESION** | | | | | | | | | | | | |
| 1 | - | Manguera de maquina | | - | - | - | - | | | | | | |
| 2 | Z209510 | Cableado bomba de presion | | 1 | 1 | 1 | 1 | | | | | | |
| 3 | Z209508 | Bomba de presion ( 230 V., 50 Hz.) | | 1 | 1 | 1 | 1 | | | | | | |
| 3 | Z209508 | Bomba de presion ( 230 V., 60 Hz.) | | 1 | 1 | 1 | 1 | | | | | | |
| 4 | Z209509 | Manguito | | 2 | 2 | 2 | 2 | | | | | | |
| 5 | Q307031 | Junta manguera entrada agua | | 2 | 2 | 2 | 2 | | | | | | |
| 6 | Z602121 | Manguera entrada de agua | | 1 | 1 | 1 | 1 | | | | | | |
| | | | | | | | | | | | | | |
| | **1210305188 KIT DOSIFICADOR DETERGENTE** | | | | | | | | | | | | |
| 7 | Z209521 | Dosificador de detergente | | 1 | 1 | 1 | 1 | | | | | | |
| | Q082005 | Tornillo chapa 4,2x13 | | 2 | 2 | 2 | 2 | | | | | | |
| 8 | Z209518 | Soporte dosificador de detergente | | 1 | 1 | 1 | 1 | | | | | | |
| 9 | Q162030 | Tuerca exagonal M-5 | | 2 | 2 | 2 | 2 | | | | | | |
| 10 | Q232030 | Arandela plana A-5 | | 2 | 2 | 2 | 2 | | | | | | |
| 11 | Q012031 | Tornillo exagonal M-5x10 | | 2 | 2 | 2 | 2 | | | | | | |
| 12 | 3699200 | Conducto detergente Ø6xØ4x500 | | 1 | 1 | 1 | 1 | | | | | | |
| 13 | 3699200 | Conducto detergente Ø6xØ4x2000 | | 1 | 1 | 1 | 1 | | | | | | |
| 14 | Q162070 | Tuerca exagonal M-12 | | 1 | 1 | 1 | 1 | | | | | | |
| 15 | Q307031 | Arandela junta Ø24xØ14x3 | | 1 | 1 | 1 | 1 | | | | | | |
| 16 | Z230902 | Pasamuros detergente | | 1 | 1 | 1 | 1 | | | | | | |
| 17 | - | Garrafa detergente | | - | - | - | - | | | | | | |
| 18 | Z601153 | Filtro aspiracion | | 1 | 1 | 1 | 1 | | | | | | |
| 19 | Z701152 | Peso filtro | | 1 | 1 | 1 | 1 | | | | | | |
| | | | | | | | | | | | | | |
| | | | | | | | | | | | | | |
| | | | | | | | | | | | | | |
| | | | | | | | | | | | | | |
| | | | | | | | | | | | | | |

| MOD. | LAVAVAJILLAS FRONTAL | ZONA | ACCESORIOS PARA LAVAVAJILLAS | PLANO | C-1382 |
|---|---|---|---|---|---|

| ITEM | CODIGO | DENOMINACION | TEXTO | FI-48 | FI-48B | FI-64 | FI-64B | | | | | | NOTAS |
|---|---|---|---|---|---|---|---|---|---|---|---|---|---|
| | **1210305191 KIT DESCALCIFICADOR 8l.** | | | | | | | | | | | | |
| 20 | - | Manguera de maquina | | - | - | - | - | | | | | | |
| 21 | Z602121 | Manguera entrada de agua | | 1 | 1 | 1 | 1 | | | | | | |
| 22 | Z209515 | Tuerca reduccion 3/4" - 1/2" | | 2 | 2 | 2 | 2 | | | | | | |
| 23 | Z209516 | Tuerca reduccion 1/2" - 3/8" | | 2 | 2 | 2 | 2 | | | | | | |
| 24 | Z209511 | Descalcificador 8 l. | | 1 | 1 | 1 | 1 | | | | | | |
| 25 | Q307031 | Junta manguera entrada agua | | 2 | 2 | 2 | 2 | | | | | | |
| | | | | | | | | | | | | | |
| | **1210305186 KIT DESCALCIFICADOR 12l.** | | | | | | | | | | | | |
| 20 | - | Manguera de maquina | | - | - | - | - | | | | | | |
| 21 | Z602121 | Manguera entrada de agua | | 1 | 1 | 1 | 1 | | | | | | |
| 22 | Z209515 | Tuerca reduccion 3/4" - 1/2" | | 2 | 2 | 2 | 2 | | | | | | |
| 23 | Z209516 | Tuerca reduccion 1/2" - 3/8" | | 2 | 2 | 2 | 2 | | | | | | |
| 24 | Z209507 | Descalcificador 12 l. | | 1 | 1 | 1 | 1 | | | | | | |
| 25 | Q307031 | Junta manguera entrada agua | | 2 | 2 | 2 | 2 | | | | | | |
| | | | | | | | | | | | | | |
| | **1210305192 KIT DESCALCIFICADOR 16l.** | | | | | | | | | | | | |
| 20 | - | Manguera de maquina | | - | - | - | - | | | | | | |
| 21 | Z602121 | Manguera entrada de agua | | 1 | 1 | 1 | 1 | | | | | | |
| 22 | Z209515 | Tuerca reduccion 3/4" - 1/2" | | 2 | 2 | 2 | 2 | | | | | | |
| 23 | Z209516 | Tuerca reduccion 1/2" - 3/8" | | 2 | 2 | 2 | 2 | | | | | | |
| 24 | Z209512 | Descalcificador 16 l. | | 1 | 1 | 1 | 1 | | | | | | |
| 25 | Q307031 | Junta manguera entrada agua | | 2 | 2 | 2 | 2 | | | | | | |
| | | | | | | | | | | | | | |
| | | | | | | | | | | | | | |
| | | | | | | | | | | | | | |
| | | | | | | | | | | | | | |
| | | | | | | | | | | | | | |
| | | | | | | | | | | | | | |

| MOD. | LAVAVAJILLAS FRONTAL | ZONA | ACCESORIOS PARA LAVAVAJILLAS | PLANO | C-1382 |
|---|---|---|---|---|---|

| ITEM | CODIGO | DENOMINACION | TEXTO | FI-48 | FI-48B | FI-64 | FI-64B | | | | | | NOTAS |
|---|---|---|---|---|---|---|---|---|---|---|---|---|---|
| | **1210305189** | **KIT VALVULA ANTIRRETORNO** | | | | | | | | | | | |
| 26 | 3676900 | Tubo goma negra Ø17xØ10x950 | | 2 | 2 | 2 | 2 | | | | | | |
| 27 | Q881302 | Abrazadera 12 - 20 | | 2 | 2 | 2 | 2 | | | | | | |
| 28 | Z231105 | Valvula antirretorno | | 1 | 1 | 1 | 1 | | | | | | |
| 29 | Q307029 | Arandela junta Ø31xØ26,5x2 | | 1 | 1 | 1 | 1 | | | | | | |
| 30 | Q223016 | Tuerca roscada PG-21 | | 1 | 1 | 1 | 1 | | | | | | |

| MOD. | LAVAVAJILLAS FRONTAL | ZONA | VARIOS | PLANO | |
|---|---|---|---|---|---|

| ITEM | CODIGO | DENOMINACION | TEXTO | FI-48 | FI-48B | FI-64 | FI-64B | | | | | | NOTAS |
|---|---|---|---|---|---|---|---|---|---|---|---|---|---|
| | Z206131 | Folleto de instrucciones | | 1 | 1 | - | - | | | | | | |
| | Z246131 | Folleto de instrucciones | | - | - | 1 | 1 | | | | | | |
| | Z213012 | Esquema electrico adhesivo | | 1 | - | - | - | | | | | | Plano HC-16499-2 |
| | Z213050 | Esquema electrico de montaje | | 1 | - | - | - | | | | | | Plano HC-17265 |
| | Z223012 | Esquema electrico adhesivo | | - | 1 | - | - | | | | | | Plano HC-16500-1 |
| | Z223050 | Esquema electrico de montaje | | - | 1 | - | - | | | | | | Plano HC-17266 |
| | Z243009 | Esquema electrico adhesivo | | - | - | 1 | - | | | | | | Plano HC-16501-1 |
| | Z243045 | Esquema electrico de montaje | | - | - | 1 | - | | | | | | Plano HC-16217-9 |
| | Z253009 | Esquema electrico adhesivo | | - | - | - | 1 | | | | | | Plano HC-16502 |
| | Z253045 | Esquema electrico de montaje | | - | - | - | 1 | | | | | | Plano HC-16218-9 |
| | | | | | | | | | | | | | |
| | Z603041 | Cable alimentacion | | 1 | 1 | - | - | | | | | | |
| | Z203025 | Instalacion electrica | | 1 | 1 | - | - | | | | | | |
| | Z203019 | Instalacion electrica | | - | - | 1 | 1 | | | | | | |
| | Z213004 | Cableado auxiliar ( portamandos ) | | 1 | - | 1 | - | | | | | | |
| | Z223002 | Cableado bomba desagüe | | - | 1 | - | 1 | | | | | | |
| | Z243002 | Cableado trifasico ( calderin ) | | - | - | 1 | 1 | | | | | | |
| | | | | | | | | | | | | | |
| | | | | | | | | | | | | | |
| | | | | | | | | | | | | | |
| | | | | | | | | | | | | | |
| | | | | | | | | | | | | | |
| | | | | | | | | | | | | | |
| | | | | | | | | | | | | | |
| | | | | | | | | | | | | | |
| | | | | | | | | | | | | | |
| | | | | | | | | | | | | | |
| | | | | | | | | | | | | | |

| MOD. | LAVAVAJILLAS FRONTAL | ZONA | VARIOS | PLANO | |
|---|---|---|---|---|---|

| ITEM | CODIGO | DENOMINACION | TEXTO | FI-48 W | MF-48 | FI-64 W | MF-64 | | | | | | NOTAS |
|---|---|---|---|---|---|---|---|---|---|---|---|---|---|
| | Z208432 | Folleto de instrucciones | | 1 | 1 | 1 | 1 | | | | | | |
| | Z228402 | Esquema electrico adhesivo | | 1 | 1 | - | - | | | | | | Plano HC-17118-2 |
| | Z228407 | Esquema electrico de montaje | | 1 | 1 | - | - | | | | | | Plano HC-17268-3 |
| | Z258402 | Esquema electrico adhesivo | | - | - | 1 | 1 | | | | | | Plano HC-17119-3 |
| | Z258406 | Esquema electrico de montaje | | - | - | 1 | 1 | | | | | | Plano HC-17220-3 |
| | | | | | | | | | | | | | |
| | Z408408 | Cable alimentacion | | 1 | 1 | - | - | | | | | | |
| | Z203025 | Instalacion electrica | | 1 | 1 | - | - | | | | | | |
| | Z203019 | Instalacion electrica | | - | - | 1 | 1 | | | | | | |
| | Z223002 | Cableado bomba desagüe | | 1 | 1 | 1 | 1 | | | | | | |
| | Z243002 | Cableado trifasico ( calderin ) | | - | - | 1 | 1 | | | | | | |
| | Z229011 | Cableado termo-stop | | 1 | 1 | - | - | | | | | | |
| | Z229009 | Cableado termo-stop | | - | - | 1 | 1 | | | | | | |
| | Z603021 | Chapita de tierra | | 2 | 2 | 2 | 2 | | | | | | |
| | Z228432 | Indicador caracteristicas | | 1 | 1 | - | - | | | | | | |
| | Z258432 | Indicador caracteristicas | | - | - | 1 | 1 | | | | | | |
| | R696507 | Etiqueta de precaucion | | 1 | 1 | 1 | 1 | | | | | | |
| | R726512 | Etiqueta advertencia legal | | 1 | 1 | 1 | 1 | | | | | | |
| | Z228435 | Etiqueta conexiones | | 1 | 1 | - | - | | | | | | |
| | Z258435 | Etiqueta conexiones | | - | - | 1 | 1 | | | | | | |
| | Z718434 | Etiqueta seguridad electrica | | 1 | 1 | 1 | 1 | | | | | | |
| | R696511 | Etiqueta embalage M.F. | | - | 1 | - | 1 | | | | | | |
| | | | | | | | | | | | | | |
| | | | | | | | | | | | | | |
| | | | | | | | | | | | | | |
| | | | | | | | | | | | | | |
| | | | | | | | | | | | | | |
| | | | | | | | | | | | | | |
| | | | | | | | | | | | | | |

| MOD. | LAVAVAJILLAS FRONTAL | ZONA | PIEZAS ESPECIFICAS PARA LA VERSION ( 220/240 V. - 60 Hz., II ) | PLANO | C-1375 C-1376 |
|---|---|---|---|---|---|

| ITEM | CODIGO | DENOMINACION | TEXTO | FI-48 | FI-48B | FI-64 | FI-64B | | | | | | NOTAS |
|---|---|---|---|---|---|---|---|---|---|---|---|---|---|
| 5 | Z203511 | Bomba de lavado 230 V. - 60 Hz. | | 1 | 1 | 1 | 1 | | | | | | C-1375 |
| 17 | Z223501 | Bomba de desagüe 230 V. - 60 Hz. | | - | 1 | - | 1 | | | | | | C-1376 |

| MOD. | LAVAVAJILLAS FRONTAL AZKOYEN | ZONA | PIEZAS ESPECIFICAS ( AZKOYEN ) | PLANO | |
|---|---|---|---|---|---|

| ITEM | CODIGO | DENOMINACION | TEXTO | A-480 FI-48 | A-480-B FI-48B | | | | | | | | NOTAS |
|---|---|---|---|---|---|---|---|---|---|---|---|---|---|
| | Z218601 | Embellecedor adhesivo | | 1 | - | | | | | | | | |
| | Z228803 | Embellecedor adhesivo | | - | 1 | | | | | | | | |
| | Z658813 | Boton de mando con anillo comp. | | 1 | 1 | | | | | | | | |
| | Z658607 | Indicador de mando | | 1 | 1 | | | | | | | | |
| | Z658602 | Asa puerta | | 1 | 1 | | | | | | | | |
| | Z208603 | Adhesivo puerta | | 1 | 1 | | | | | | | | |
| | Z218612 | Adhesivo panel | | 1 | - | | | | | | | | |
| | Z228813 | Adhesivo panel | | - | 1 | | | | | | | | |
| | Z208608 | Libro de instrucciones | | 1 | 1 | | | | | | | | |
| | Z208610 | Hoja garantia AZKOYEN | | 1 | 1 | | | | | | | | |
| | Z658609 | Palet AZKOYEN | | 1 | 1 | | | | | | | | |
| | Z202913 | Panel frontal | | 1 | - | | | | | | | | |
| | Z228812 | Panel frontal | | - | 1 | | | | | | | | |
| | Z230902 | Pasamuros detergente | | 1 | 1 | | | | | | | | |
| | Q306024 | Arandela junta Ø18xØ12,5x1,5 | | 1 | 1 | | | | | | | | |
| | Q162070 | Tuerca exagonal M-12 | | 1 | 1 | | | | | | | | |
| | Z448614 | Conducto aspiracion con filtro | | 1 | 1 | | | | | | | | |
| | Z701152 | Peso filtro | | 1 | 1 | | | | | | | | |
| | Z448613 | Cable dosificador | | 1 | 1 | | | | | | | | |
| | Z448616 | Pegatina toma detergente | | 1 | 1 | | | | | | | | |
| | | | | | | | | | | | | | |
| | | | | | | | | | | | | | |
| | | | | | | | | | | | | | |
| | | | | | | | | | | | | | |
| | | | | | | | | | | | | | |
| | | | | | | | | | | | | | |
| | | | | | | | | | | | | | |
| | | | | | | | | | | | | | |
| | | | | | | | | | | | | | |

| MOD. | LAVAVAJILLAS FRONTAL RESTOMAT | ZONA | PIEZAS ESPECIFICAS ( RESTOMAT ) | PLANO | |
|---|---|---|---|---|---|

| ITEM | CODIGO | DENOMINACION | TEXTO | KM-48 FI-48 | KM-64 FI-64 | | | | | | | | NOTAS |
|---|---|---|---|---|---|---|---|---|---|---|---|---|---|
| | Z214911 | Embellecedor adhesivo | | 1 | - | | | | | | | | |
| | Z244911 | Embellecedor adhesivo | | - | 1 | | | | | | | | |
| | Z214902 | Boton de mando completo | | 1 | 1 | | | | | | | | |
| | Z650531 | Asa puerta | | 1 | 1 | | | | | | | | |
| | | | | | | | | | | | | | |
| | | | | | | | | | | | | | |
| | | | | | | | | | | | | | |
| | | | | | | | | | | | | | |
| | | | | | | | | | | | | | |
| | | | | | | | | | | | | | |
| | | | | | | | | | | | | | |
| | | | | | | | | | | | | | |
| | | | | | | | | | | | | | |
| | | | | | | | | | | | | | |
| | | | | | | | | | | | | | |
| | | | | | | | | | | | | | |
| | | | | | | | | | | | | | |
| | | | | | | | | | | | | | |
| | | | | | | | | | | | | | |
| | | | | | | | | | | | | | |
| | | | | | | | | | | | | | |
| | | | | | | | | | | | | | |
| | | | | | | | | | | | | | |
| | | | | | | | | | | | | | |
| | | | | | | | | | | | | | |
| | | | | | | | | | | | | | |
| | | | | | | | | | | | | | |
| | | | | | | | | | | | | | |
| | | | | | | | | | | | | | |

| MOD. | LAVAVAJILLAS FRONTAL CORECO | ZONA | PIEZAS ESPECIFICAS ( CORECO ) | PLANO | |
|---|---|---|---|---|---|

| ITEM | CODIGO | DENOMINACION | TEXTO | CLV-48 FI-48 | CLV-48-B FI-48B | | | | | | | | NOTAS |
|---|---|---|---|---|---|---|---|---|---|---|---|---|---|
| | Z218101 | Embellecedor adhesivo | | 1 | - | | | | | | | | |
| | Z228101 | Embellecedor adhesivo | | - | 1 | | | | | | | | |

| MOD. | LAVAVAJILLAS FRONTAL | ZONA | PIEZAS ESPECIFICAS FI-48T ( 220 V., II, 60 Hz. ) | PLANO | |
|---|---|---|---|---|---|

| ITEM | CODIGO | DENOMINACION | TEXTO | FI-48T FI-48 | | | | | | | | | NOTAS |
|---|---|---|---|---|---|---|---|---|---|---|---|---|---|
| | Z218301 | Embellecedor adhesivo | | 1 | | | | | | | | | |
| | Z218302 | Programador ciclo 60 Hz. | | 1 | | | | | | | | | |
| | Z218306 | Resistencia calderin 4000 W.230V. | | 1 | | | | | | | | | |
| | Z203511 | Bomba de lavado 230 V. 60 Hz. | | 1 | | | | | | | | | |
| | Z202913 | Panel frontal | | 1 | | | | | | | | | |
| | Z208311 | Folleto de instrucciones | | 1 | | | | | | | | | |
| | | | | | | | | | | | | | |
| | | | | | | | | | | | | | |
| | | | | | | | | | | | | | |
| | | | | | | | | | | | | | |
| | | | | | | | | | | | | | |
| | | | | | | | | | | | | | |
| | | | | | | | | | | | | | |
| | | | | | | | | | | | | | |
| | | | | | | | | | | | | | |
| | | | | | | | | | | | | | |
| | | | | | | | | | | | | | |
| | | | | | | | | | | | | | |
| | | | | | | | | | | | | | |
| | | | | | | | | | | | | | |
| | | | | | | | | | | | | | |
| | | | | | | | | | | | | | |
| | | | | | | | | | | | | | |
| | | | | | | | | | | | | | |
| | | | | | | | | | | | | | |
| | | | | | | | | | | | | | |
| | | | | | | | | | | | | | |
| | | | | | | | | | | | | | |
| | | | | | | | | | | | | | |

| MOD. | LAVAVAJILLAS FRONTAL WAVECLEAN | ZONA | PIEZAS ESPECIFICAS ( WAVECLEAN ) ( 220/240 V., II , 60 Hz. ) | PLANO | |
|---|---|---|---|---|---|

| ITEM | CODIGO | DENOMINACION | TEXTO | W4-A FI-48 | | | | | | | | | NOTAS |
|---|---|---|---|---|---|---|---|---|---|---|---|---|---|
| | Z219301 | Embellecedor adhesivo | | 1 | | | | | | | | | |
| | Z218302 | Programador ciclo 120-180, 60 Hz. | | 1 | | | | | | | | | |
| | Z203511 | Bomba de lavado ( 230 V., 60Hz. ) | | 1 | | | | | | | | | |
| | | | | | | | | | | | | | |
| | | | | | | | | | | | | | |
| | | | | | | | | | | | | | |
| | | | | | | | | | | | | | |
| | | | | | | | | | | | | | |
| | | | | | | | | | | | | | |
| | | | | | | | | | | | | | |
| | | | | | | | | | | | | | |
| | | | | | | | | | | | | | |
| | | | | | | | | | | | | | |
| | | | | | | | | | | | | | |
| | | | | | | | | | | | | | |
| | | | | | | | | | | | | | |
| | | | | | | | | | | | | | |
| | | | | | | | | | | | | | |
| | | | | | | | | | | | | | |
| | | | | | | | | | | | | | |
| | | | | | | | | | | | | | |
| | | | | | | | | | | | | | |
| | | | | | | | | | | | | | |
| | | | | | | | | | | | | | |
| | | | | | | | | | | | | | |
| | | | | | | | | | | | | | |
| | | | | | | | | | | | | | |
| | | | | | | | | | | | | | |
| | | | | | | | | | | | | | |
| | | | | | | | | | | | | | |

| MOD. | LAVAVAJILLAS FRONTAL SHARPLINE | ZONA | PIEZAS ESPECIFICAS ( SHARPLINE ) ( 220 V. , 50 Hz. ) | PLANO | |
|---|---|---|---|---|---|

| ITEM | CODIGO | DENOMINACION | TEXTO | FI-48-B FI-48B | | | | | | | | | NOTAS |
|---|---|---|---|---|---|---|---|---|---|---|---|---|---|
| | Z229201 | Embellecedor adhesivo | | 1 | | | | | | | | | |
| | Z213002 | Programador ciclo | | 1 | | | | | | | | | |
| | Z683087 | Contactor 3TF20 01-3AL2, 230 V. | | 1 | | | | | | | | | |
| | Z229205 | Cableado Sharpline | | 1 | | | | | | | | | |
| | Z229011 | Cableado termo-stop | | 1 | | | | | | | | | |
| | X083011 | Regleta faston macho doble | | 2 | | | | | | | | | |
| | Z229210 | Esquema elect. Montaje Sharpline | | 1 | | | | | | | | | Plano HC-17268-3 |
| | Z229204 | Esquema electrico adhesivo | | 1 | | | | | | | | | Plano HC-16793 |
| | Z231105 | Valvula antirretorno | | 1 | | | | | | | | | |
| | Q307029 | Arandela junta Ø31xØ26,5x2 | | 1 | | | | | | | | | |
| | Q223016 | Tuerca roscada PG-21 | | 1 | | | | | | | | | |
| | Z263001 | Indicador analogico | | 2 | | | | | | | | | |
| | Z263002 | Vaina para sonda ( tanque ) | | 1 | | | | | | | | | |
| | Q306024 | Arandela junta Ø18xØ12,5x1,5 | | 1 | | | | | | | | | |
| | Q162070 | Tuerca exagonal M-12 | | 1 | | | | | | | | | |
| | Q013023 | Tornillo exagonal M-4x20 | | 4 | | | | | | | | | |
| | 3676900 | Tubo goma negra Ø17xØ10x1830 | | 1 | | | | | | | | | |
| | Z658609 | Palet | | 1 | | | | | | | | | |
| | | | | | | | | | | | | | |
| | | | | | | | | | | | | | |
| | | | | | | | | | | | | | |
| | | | | | | | | | | | | | |
| | | | | | | | | | | | | | |
| | | | | | | | | | | | | | |
| | | | | | | | | | | | | | |
| | | | | | | | | | | | | | |
| | | | | | | | | | | | | | |
| | | | | | | | | | | | | | |
| | | | | | | | | | | | | | |

| LAVAVAJILLAS FRONTAL | ZONA | PIEZAS ESPECIFICAS ( AUSTRALIA ) ( 220/240 V. , 50 Hz. ) | PLANO | |
|---|---|---|---|---|

| ITEM | CODIGO | DENOMINACION | TEXTO | FI-48B-A FI-48B | FI-64B-A FI-64B | | | | | | | | NOTAS |
|---|---|---|---|---|---|---|---|---|---|---|---|---|---|
| | Z229001 | Embellecedor adhesivo | | 1 | - | | | | | | | | |
| | Z259001 | Embellecedor adhesivo | | - | 1 | | | | | | | | |
| | Z213002 | Programador ciclo | | 1 | - | | | | | | | | |
| | Z243001 | Programador ciclo | | - | 1 | | | | | | | | |
| | Z229011 | Cableado termo-stop | | 1 | 1 | | | | | | | | |
| | Z229016 | Esquema electrico de montaje | | 1 | - | | | | | | | | Plano HC-17268-3 |
| | Z258406 | Esquema electrico de montaje | | - | 1 | | | | | | | | Plano HC-17220-3 |
| | Z229010 | Esquema electrico adhesivo | | 1 | - | | | | | | | | Plano HC-16505-1 |
| | Z258402 | Esquema electrico adhesivo | | - | 1 | | | | | | | | Plano HC-17119-3 |
| | Z231105 | Valvula antirretorno | | 1 | 1 | | | | | | | | |
| | Q307029 | Arandela junta Ø31xØ26,5x2 | | 1 | 1 | | | | | | | | |
| | Q223016 | Tuerca roscada PG-21 | | 1 | 1 | | | | | | | | |
| | Z263001 | Indicador analogico | | 2 | 2 | | | | | | | | |
| | Z263002 | Vaina para sonda ( tanque ) | | 1 | 1 | | | | | | | | |
| | Q306024 | Arandela junta Ø18xØ12,5x1,5 | | 1 | 1 | | | | | | | | |
| | Q162070 | Tuerca exagonal M-12 | | 1 | 1 | | | | | | | | |
| | Z683087 | Contactor 3TF20 01-3AL2, 230 V. | | 1 | 1 | | | | | | | | |
| | Q013023 | Tornillo exagonal M-4x20 | | 4 | 4 | | | | | | | | |
| | 3676900 | Tubo goma negra Ø17xØ10x1830 | | 1 | - | | | | | | | | |
| | 3676900 | Tubo goma negra Ø17xØ10x2160 | | - | 1 | | | | | | | | |
| | Z658609 | Palet | | 1 | 1 | | | | | | | | |
| | | | | | | | | | | | | | |
| | | | | | | | | | | | | | |
| | | | | | | | | | | | | | |
| | | | | | | | | | | | | | |
| | | | | | | | | | | | | | |
| | | | | | | | | | | | | | |
| | | | | | | | | | | | | | |
| | | | | | | | | | | | | | |

| MOD. | LAVAVAJILLAS FRONTAL ASPES | ZONA | PIEZAS ESPECIFICAS ( ASPES ) | PLANO | |
|---|---|---|---|---|---|

| ITEM | CODIGO | DENOMINACION | TEXTO | LABP-480 FI-48 | LABP-480 B FI-48 B | LABP-640 FI-64 | LABP-640 B FI-64 B | | | | | | NOTAS |
|---|---|---|---|---|---|---|---|---|---|---|---|---|---|
| | Z218701 | Embellecedor adhesivo | | 1 | - | - | - | | | | | | |
| | Z228701 | Embellecedor adhesivo | | - | 1 | - | - | | | | | | |
| | Z248701 | Embellecedor adhesivo | | - | - | 1 | - | | | | | | |
| | Z258701 | Embellecedor adhesivo | | - | - | - | 1 | | | | | | |
| | Z208702 | Asa puerta | | 1 | 1 | 1 | 1 | | | | | | |
| | Z448702 | Boton de mando completo | | 1 | 1 | 1 | 1 | | | | | | |

# Mod.: FI-48; A480; KM-48; FI-48 T
# CLV-48; W4-A (2)

1N ~ 240V.

3N ~ 380 - 415 V.

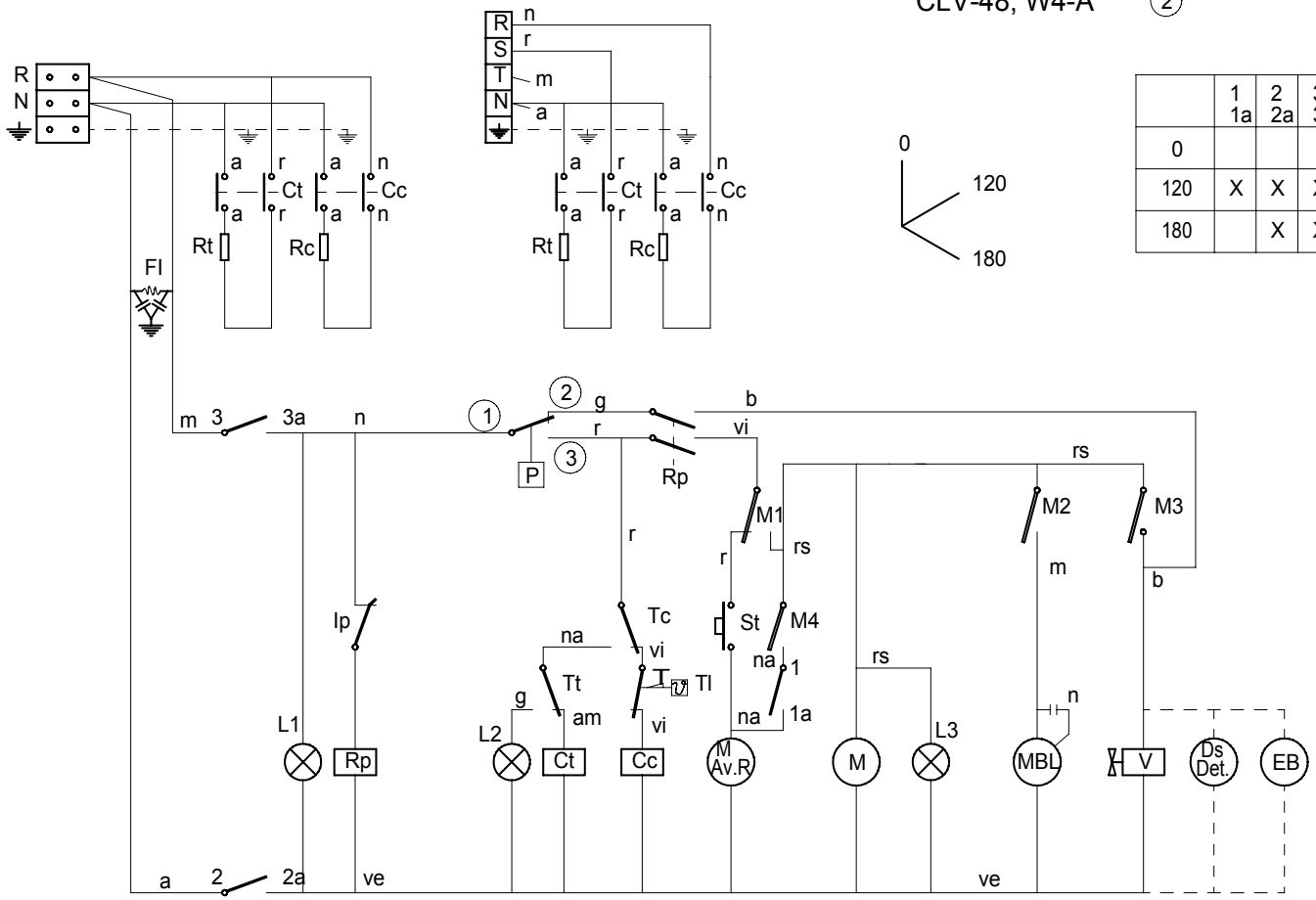





| | 1 1a | 2 2a | 3 3a |
|---|---|---|---|
| 0 | | | |
| 120 | X | X | X |
| 180 | | X | X |

IG

(1)

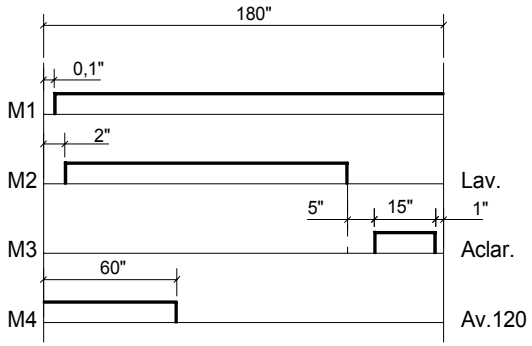


CODIGO DE COLORES:

r = rojo-red-rouge
m = marron-brown-marron
g = gris-grey-gris
n = negro-black-noir
a = azul-blue-bleu
b = blanco-white-blanc
vi = violeta-violette-violet
am = amarillo-yellow-jaune
na = naranja-orange-orange
rs = rosa-rose-pink
ve = verde-green-vert
am/ve = amarillo verde-yellow green-jaune vert

$I_G$= Interruptor General
L1 = Lampara de marcha
Ip = Micro de puerta
Rp = Relé puerta
P = Presostato
Tc = Termostato calderin
Tt = Termostato tanque
Tl = Termostato limitador de calderin
Cc = Contactor calderin
Ct = Contactor tanque
L2 = Lampara máquina preparada
Rc = Resistencia calderin
St = Pulsador de marcha
FI = Filtro de interferencias

Rt = Resistencia tanque
M.Av.R = Motor programador Avance Rápido
M = Motor programador
M1 = Micro programador marcha
M2 = Micro programador lavado
M3 = Micro programador aclarado
M4 = Micro programador Avance 120"
L3 = Lámpara de ciclo
MBL= Motobomba lavado
C = Condensador de motobomba
V = Válvula de llenado y aclarado
Ds Det = Dosificador de detergente (opcional)
EB = Electrobomba de presión (Opcional)

| | | | | | |
|---|---|---|---|---|---|
| | Esquema teorico adhesivo | | Papel adhesivo | Z-213012 | |
| Nº | Pieza | Cant. | Material | Nº Clasificacion | Acabado |
| Nº | Modificacion | | Propuesta de | Fecha | Tolerancias generales |
| (1) | Introducir denominación FI-48 T | | Palacio | 21-4-98 | |
| (2) | Introducir modelos CORECO Y W4-A | | Palacio | 28-1-00 | |

| | Firma | Fecha |
|---|---|---|
| Dibujado | S. N. | 27-9-95 |
| Proyectado | | |
| Comprobado | | |
| Escala | | |

FAGOR

Fagor Industrial,Koop.Elk, Mugatua

Mecanizado superficial

# LAVAVAJILLAS

Plano numero HC-16499 -2

Sustituye al N°

Sustituido por

Plano hau ez daiteke erabil ez berrizta gure baimenitz gabe

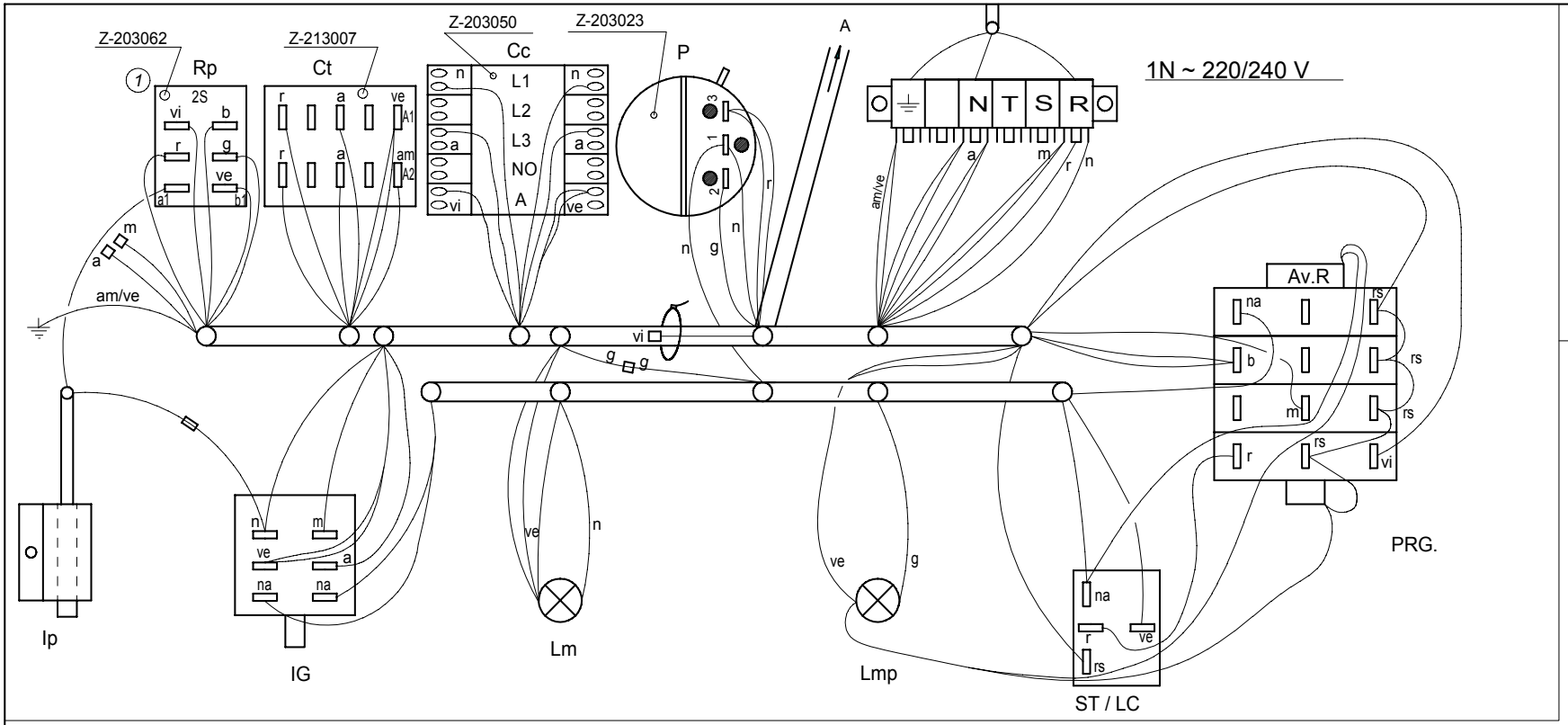


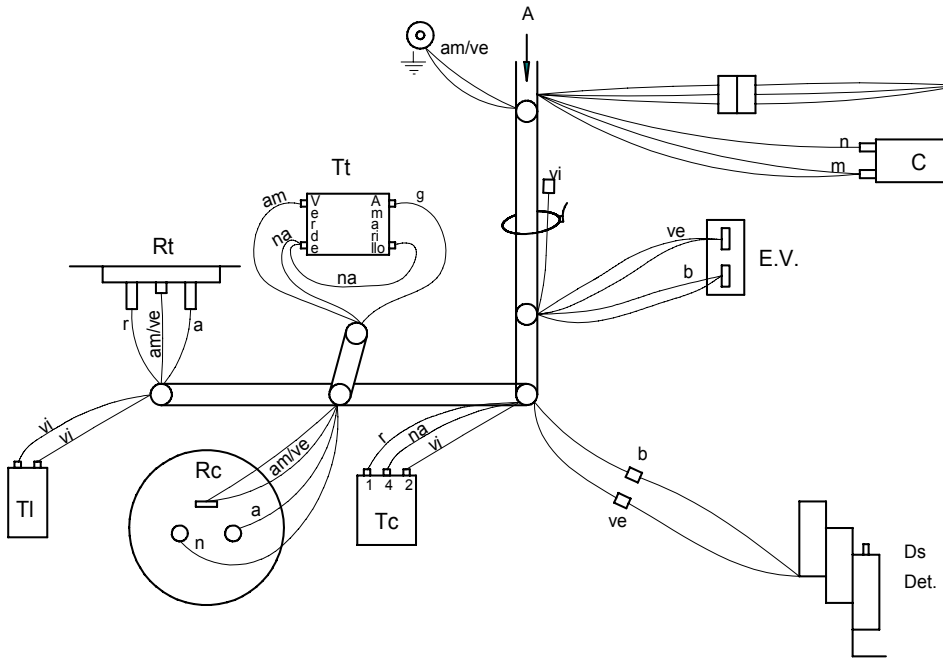


| | | | | | |
|---|---|---|---|---|---|
| | Esquema de montaje FI-48 | | Z-213050 | | |
| Nº | Pieza | Material | Nº Clasificacion | Acabado | |
| Nº | Modificacion | Propuesta de | Fecha | Tolerancias generales | |
| (1) | Sustituir relé Z-203018 por Z-203062, cambiar colores en Rp | J.M.P.A. | 13-05-02 | <5± 5–25± 25–50± 50–100± >100± | |

| | Firma | Fecha |
|---|---|---|
| Dibujado | Santi Caro | 05-07-00 |
| Proyectado | | |
| Comprobado | | |
| Escala | | |

FAGOR

Fagor Industrial,Koop.Elk, Mugatua

Mecanizado superficial

# LAVAVAJILLAS

Plano hau ez daiteke erabil ez berrizta gure baimenitz gabe

Plano numero HC-17265-1

Sustituye al N° HC-16214

Sustituido por

1N ~ 240V.

3N ~ 380 - 415 V.

Mod.: FI-48 B; A-480 B; CLV-48-B

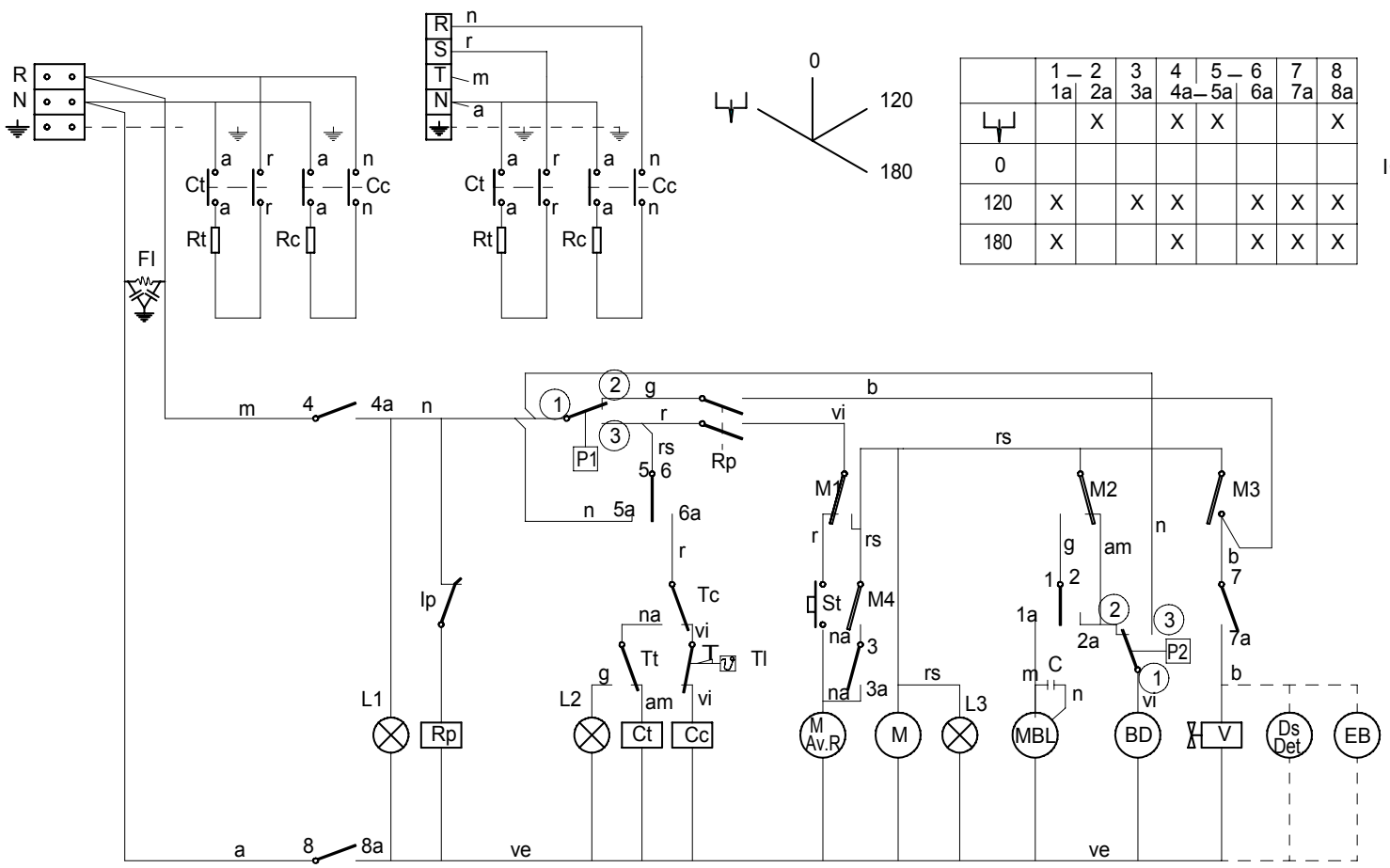





| | 1 — 1a | 2 2a | 3 3a | 4 4a | 5 — 5a | 6 6a | 7 7a | 8 8a |
|---|---|---|---|---|---|---|---|---|
| | | X | | X | X | | | X |
| 0 | | | | | | | | |
| 120 | X | | X | X | | X | X | X |
| 180 | X | | | X | | X | X | X |

IG

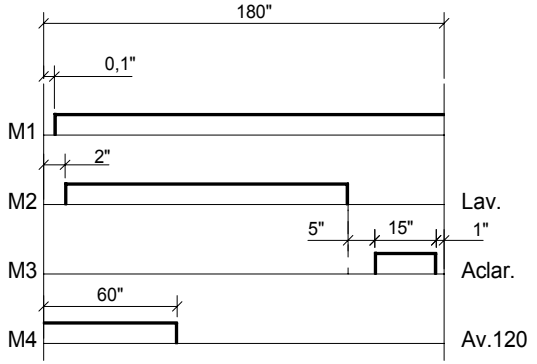


CODIGO DE COLORES:

r = rojo-red-rouge
m = marron-brown-marron
g = gris-grey-gris
n = negro-black-noir
a = azul-blue-bleu
b = blanco-white-blanc
vi = violeta-violette-violet
am = amarillo-yellow-jaune
na = naranja-orange-orange
rs = rosa-rose-pink
ve = verde-green-vert
am/ve = amarillo verde-yellow green-jaune vert

$I_G$= Interruptor General
L1 = Lampara de marcha
Ip = Micro de puerta
Rp = Relé puerta
P1 = Presostato
Tc = Termostato calderin
Tt = Termostato tanque
Tl = Termostato limitador de calderin
Cc = Contactor calderin
Ct = Contactor tanque
L2 = Lampara máquina preparada
Rc = Resistencia calderin
St = Pulsador de marcha
FI = Filtro de interferencias
BD = Bomba de Desagüe

Rt = Resistencia tanque
M.Av.R = Motor programador Avance Rápido
M = Motor programador
M1 = Micro programador marcha
M2 = Micro programador lavado
M3 = Micro programador aclarado
M4 = Micro programador Avance 120"
L3 = Lámpara de ciclo
MBL= Motobomba lavado
C = Condensador de motobomba
V = Válvula de llenado y aclarado
Ds Det = Dosificador de detergente (opcional)
P2 = Presostato de seguridad
EB = Electrobomba de presión (Opcional)

| | | | | | |
|---|---|---|---|---|---|
| | Esquema teorico adhesivo | | Papel adhesivo | Z-223012 | |
| Nº | Pieza | Cant. | Material | Nº Clasificacion | Acabado |
| Nº | Modificacion | | Propuesta de | Fecha | Tolerancias generales |
| 1 | Introducir modelo CORECO | | Palacio | 28-1-00 | <5± 50–100± : 5–25± : >100± 25–50± : ∝± |

| | Firma | Fecha |
|---|---|---|
| Dibujado | S. N. | 27-9-95 |
| Proyectado | | |
| Comprobado | | |
| Escala | | |

FAGOR

Fagor Industrial,Koop.Elk, Mugatua

Mecanizado superficial

LAVAVAJILLAS

Plano hau ez daiteke erabil ez berrizta gure baimenitz gabe

Plano numero HC-16500 -1

Sustituye al N°

Sustituido por

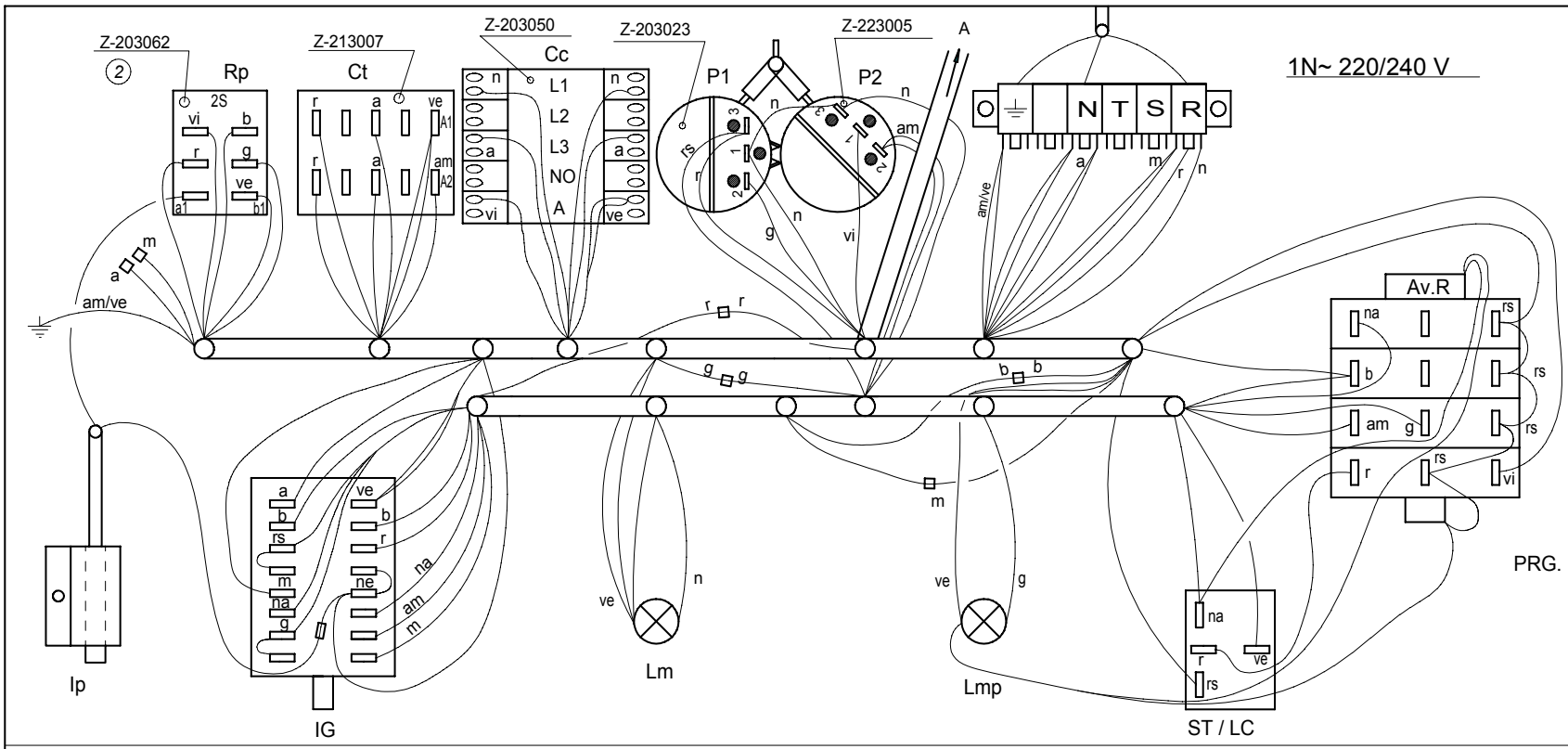


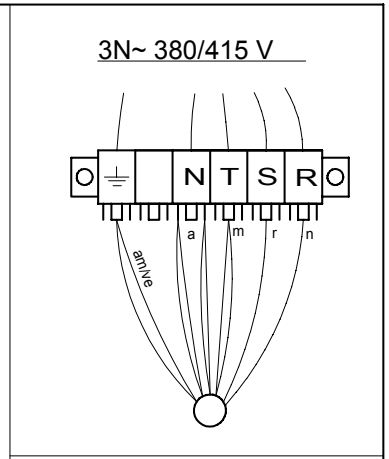


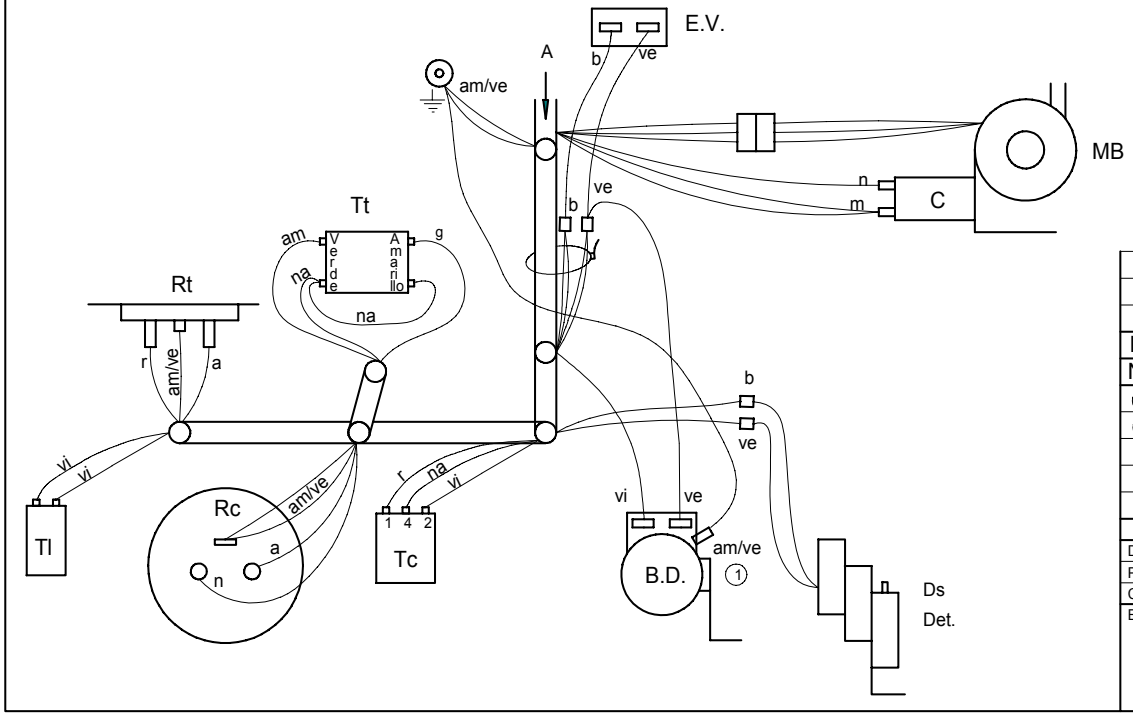


| | | | | | | |
|---|---|---|---|---|---|---|
| | Esquema de montaje FI-48b | | | Z-223050 | | |
| Nº | Pieza | Cant. | Material | Nº Clasificacion | Acabado | |
| Nº | Modificacion | | Propuesta de | Fecha | Tolerancias generales | |
| 1 | Añadir cable tierra en bomba desague | | Santi | 4-6-2001 | <5± | 50–100± : |
| 2 | Sustituir relé Z203018 por Z203062, cambiar colores en Rp | | J.M.P.A. | 02-05-13 | 5–25± : | >100± |
| | | | | | 25–50± : | ∝± |

| | Firma | Fecha | | |
|---|---|---|---|---|
| Dibujado | Santi Caro | 07-07-00 | FAGOR | Mecanizado superficial |
| Proyectado | | | Fagor Industrial,Koop.Elk, Mugatua | |
| Comprobado | | | | |
| Escala | LAVAVAJILLAS | | | Plano numero HC-17266- 2 |
| | Plano hau ez daiteke erabil ez berrizta gure baimenitz gabe | | | Sustituye al N° HC-16215 |
| | | | | Sustituido por |

# Mod.: FI - 64
# FI - 72
# KM - 64
# FI - 72 T

3N ~ 380/415V. 3 ~ 220V. 1N ~ 220 V./ 1N ~ 240V.

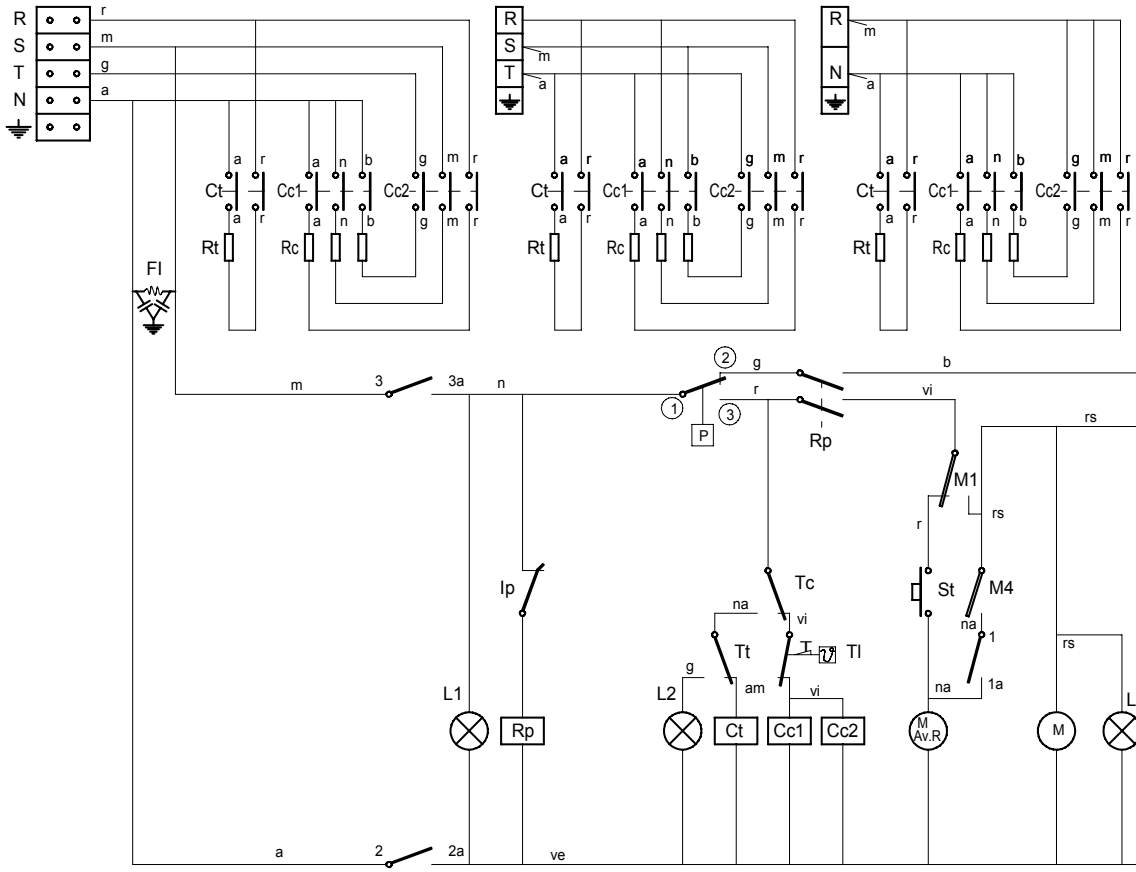


| | 1 1a | 2 2a | 3 3a |
|---|---|---|---|
| 0 | | | |
| 90 | X | X | X |
| 180 | | X | X |

IG

①

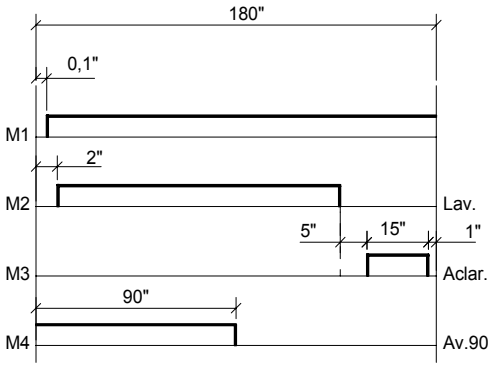


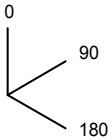


CODIGO DE COLORES:

r = rojo-red-rouge
m = marron-brown-marron
g = gris-grey-gris
n = negro-black-noir
a = azul-blue-bleu
b = blanco-white-blanc
vi = violeta-violette-violet
am = amarillo-yellow-jaune
na = naranja-orange-orange
rs = rosa-rose-pink
ve = verde-green-vert
am/ve = amarillo verde-yellow green-jaune vert

NOTAS.-
- Fondo del esquema: Color Blanco
- Grabaciones: Color Negro
- Dimensiones: 235x120
- N° Clasificación: Parte inferior dcha.

$I_G$= Interruptor General
L1 = Lampara de marcha
Ip = Micro de puerta
Rp = Relé puerta
P = Presostato
Tc = Termostato calderin
Tt = Termostato tanque
Tl = Termostato limitador de calderin
Cc1, Cc2 = Contactor calderin
Ct = Contactor tanque
L2 = Lampara máquina preparada
Rc = Resistencia calderin
St = Pulsador de marcha
FI = Filtro de interferencias

Rt = Resistencia tanque
M.Av.R = Motor programador Avance Rápido
M = Motor programador
M1 = Micro programador marcha
M2 = Micro programador lavado
M3 = Micro programador aclarado
M4 = Micro programador Avance 90"
L3 = Lámpara de ciclo
MBL= Motobomba lavado
C = Condensador de motobomba
V = Válvula de llenado y aclarado
Ds Det = Dosificador de detergente (opcional)
EB = Electrobomba de presión (opcional)

| | | | | | |
|---|---|---|---|---|---|
| | Esquema teorico achesivo | | Papel adhesivo | Z-243009 | |
| Nº | Pieza | Cant. | Material | Nº Clasificacion | Acabado |
| Nº | Modificacion | | Propuesta de | Fecha | Tolerancias generales |
| ① | Introducir denominación FI-72 T | | Palacio | 21-4-98 | |

Tolerancias generales: <5 ±; 5–25 ±; 25–50 ±; 50–100 ±; >100 ±; ∢ ±

| | Firma | Fecha |
|---|---|---|
| Dibujado | S. N. | 28-9-95 |
| Proyectado | | |
| Comprobado | | |
| Escala | | |

FAGOR
Fagor Industrial,Koop.Elk, Mugatua

Mecanizado superficial

# LAVAVAJILLAS

Plano numero HC-16501 -1

Plano hau ez daiteke erabil ez berrizta gure baimenitz gabe

Sustituye al N°

Sustituido por

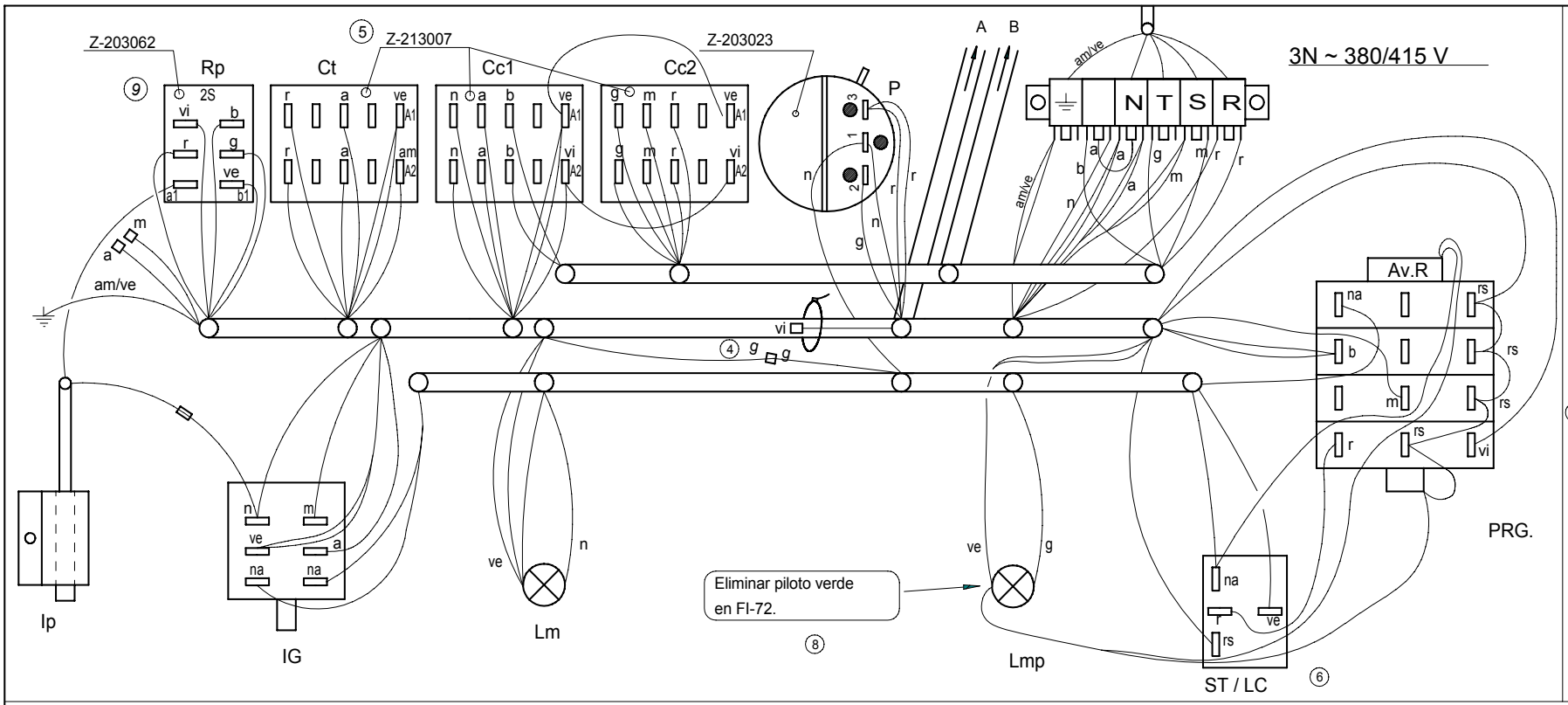


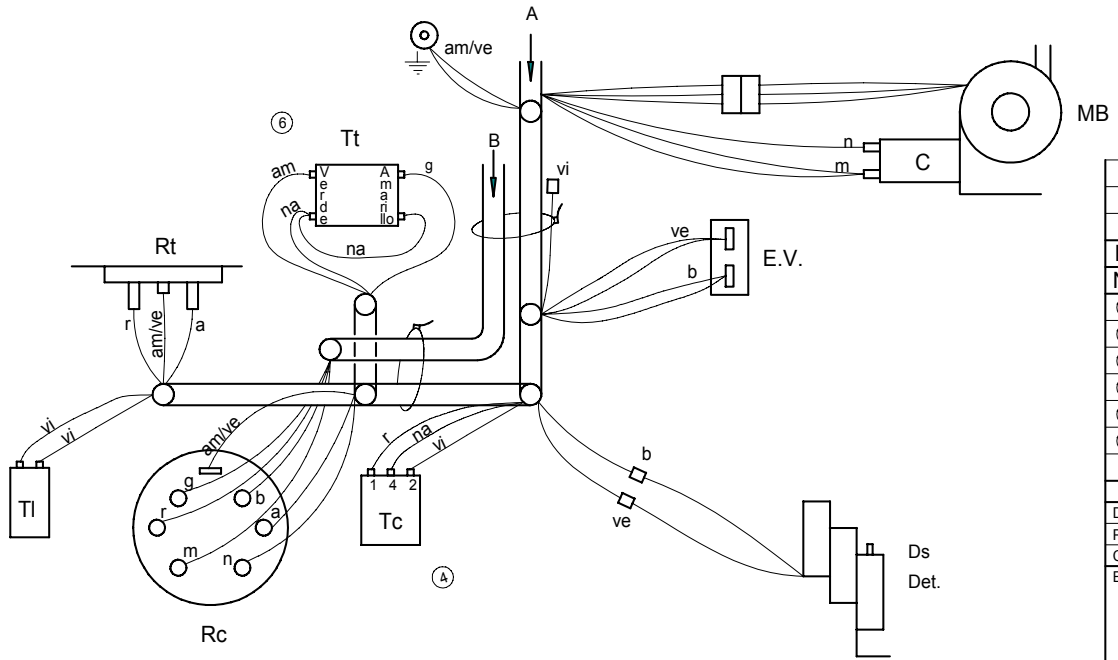


| | | | | | |
|---|---|---|---|---|---|
| | | | ⑦ | | |
| | Esquema de montaje FI-64; FI-72 | | Z-243045 | | |
| Nº | Pieza | | Nº Clasificacion | Acabado | |
| Nº | Modificacion | Propuesta de | Fecha | Tolerancias generales | |
| ④ | Cambiar de color Marrón a Gris | Maillo | 28-9-95 | | |
| ⑤ | Sustituir 1 rele Z-203018 por Z-213007 | Albes | 30-11-95 | <5± 50–100± : | |
| ⑥ | Sustiituir Termostato tanque y ST/LC | Maillo | 19-5-97 | 5–25± : >100± | |
| ⑦ | Introducir Nº Clasificación | Palacio | 10-7-97 | 25–50± : ∝± | |
| ⑧ | Introducir Nota eliminación piloto verde | Palacio | 02-01-01 | | |
| ⑨ | Sustituir Z-203018 por Z-203062, cambiar colores en Rp | J.M.P.A. | 02-05-13 | | |

| | Firma | Fecha | | |
|---|---|---|---|---|
| Dibujado | S. N. | 6-7-93 | FAGOR | Mecanizado superficial |
| Proyectado | | | | |
| Comprobado | | | Fagor Industrial,Koop.Elk, Mugatua | |
| Escala | | | LAVAVAJILLAS | Plano numero HC-16217- 9 |
| | | | Plano hau ez daiteke erabil ez berrizta gure baimenitz gabe | Sustituye al Nº |
| | | | | Sustituido por |

# FI - 64 B

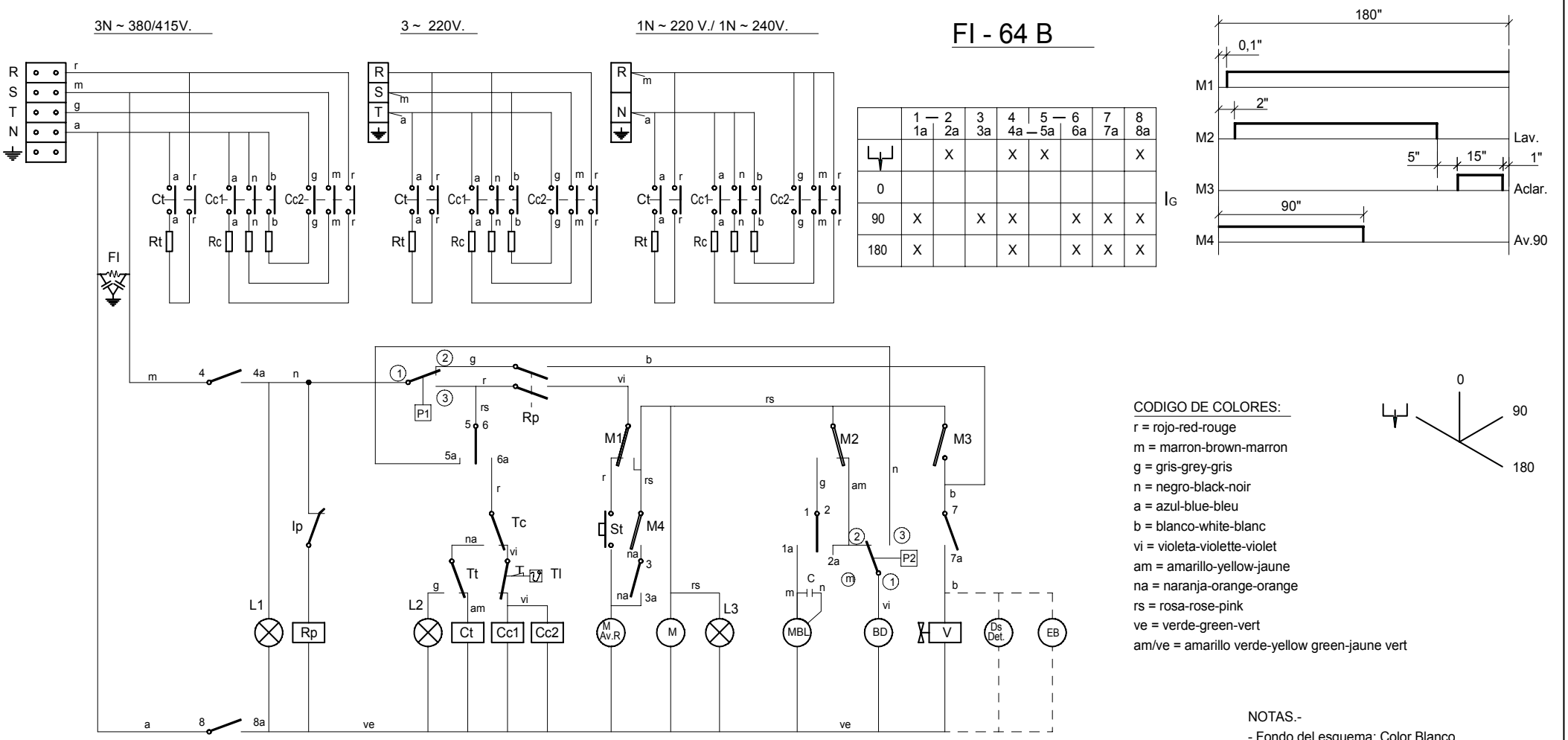


| | 1 — 2 1a | 2a | 3 3a | 4 4a | 5 — 6 5a | 6a | 7 7a | 8 8a |
|---|---|---|---|---|---|---|---|---|
| ⏊ | | X | | X | X | | | X |
| 0 | | | | | | | | |
| 90 | X | | X | X | | X | X | X |
| 180 | X | | | X | | X | X | X |

$I_G$







CODIGO DE COLORES:

r = rojo-red-rouge
m = marron-brown-marron
g = gris-grey-gris
n = negro-black-noir
a = azul-blue-bleu
b = blanco-white-blanc
vi = violeta-violette-violet
am = amarillo-yellow-jaune
na = naranja-orange-orange
rs = rosa-rose-pink
ve = verde-green-vert
am/ve = amarillo verde-yellow green-jaune vert

NOTAS.-
- Fondo del esquema: Color Blanco
- Grabaciones: Color Negro
- Dimensiones: 235x120
- N° Clasificación: Parte inferior dcha.

$I_G$= Interruptor General
L1 = Lampara de marcha
Ip = Micro de puerta
Rp = Relé puerta
P1 = Presostato
Tc = Termostato calderin
Tt = Termostato tanque
Tl = Termostato limitador de calderin
Cc1, Cc2 = Contactor calderin
Ct = Contactor tanque
L2 = Lampara máquina preparada
Rc = Resistencia calderin
St = Pulsador de marcha
FI = Filtro de interferencias
BD = Bomba de Desagüe

Rt = Resistencia tanque
M.Av.R = Motor programador Avance Rápido
M = Motor programador
M1 = Micro programador marcha
M2 = Micro programador lavado
M3 = Micro programador aclarado
M4 = Micro programador Avance 90"
L3 = Lámpara de ciclo
MBL= Motobomba lavado
C = Condensador de motobomba
V = Válvula de llenado y aclarado
Ds Det = Dosificador de detergente (opcional)
P2 = Presostato de seguridad
EB = Electrobomba de presión (Opcional)

| | Esquema teorico adhesivo | | Papel adhesivo | Z-253009 | |
|---|---|---|---|---|---|
| Nº | Pieza | Cant. | Material | Nº Clasificacion | Acabado |
| Nº | Modificacion | | Propuesta de | Fecha | Tolerancias generales |

| | Firma | Fecha |
|---|---|---|
| Dibujado | S. N. | 28-9-95 |
| Proyectado | | |
| Comprobado | | |
| Escala | | |

FAGOR

Fagor Industrial,Koop.Elk, Mugatua

Mecanizado superficial

# LAVAVAJILLAS

Plano numero
HC-16502

Sustituye al N°

Sustituido por

Plano hau ez daiteke erabil ez berrizta gure baimenitz gabe

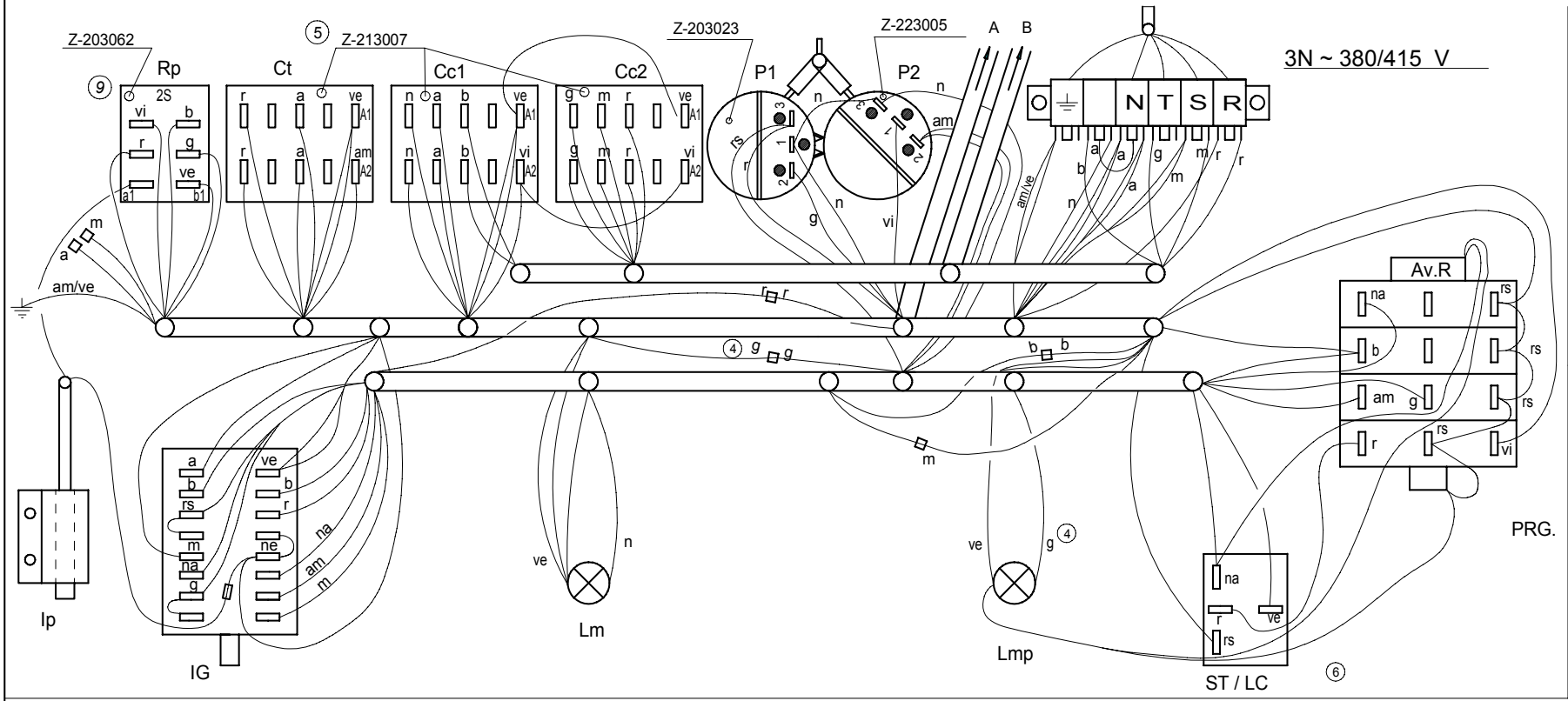


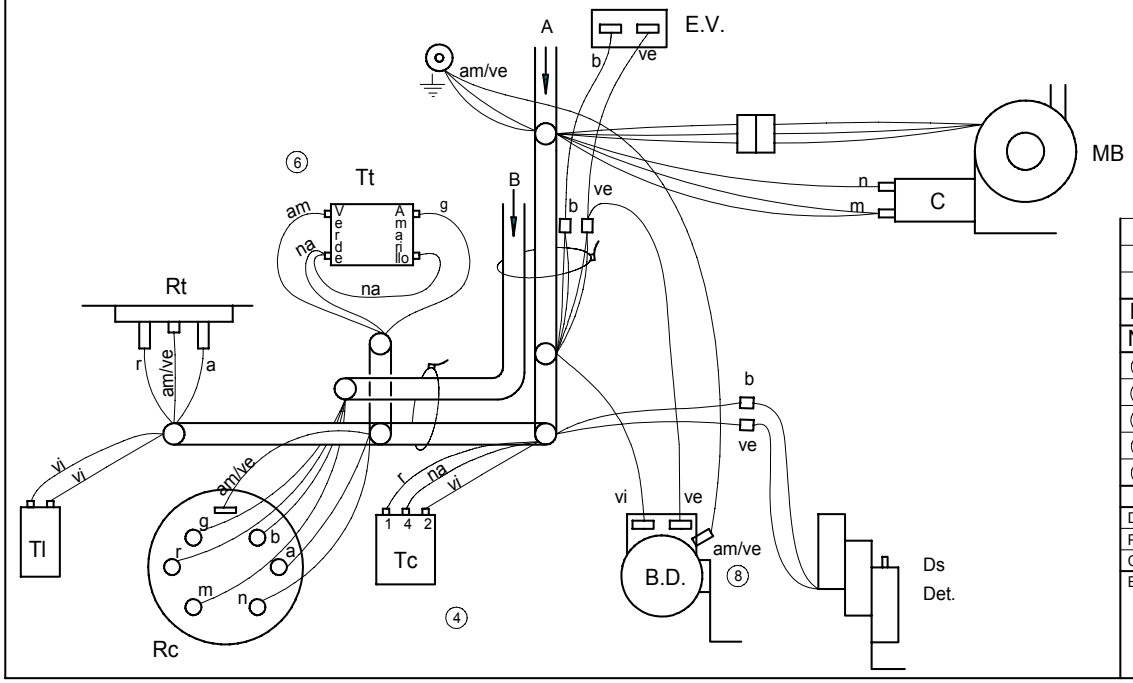


| | | | | | | |
|---|---|---|---|---|---|---|
| | | | | | | |
| | | | | | ⑦ | |
| | Esquema de montaje FI-64 B | | | | Z-253045 | |
| Nº | Pieza | Cant. | Material | Nº Clasificacion | Acabado | |
| Nº | Modificacion | | Propuesta de | Fecha | Tolerancias generales | |
| ⑤ | Sustituir 1 relé Z-203018 por Z-213007 | | Albes | 12-12-95 | | |
| ⑥ | Sustiituir Termostato tanque y ST/LC | | Maillo | 19-5-97 | | |
| ⑦ | Introducir N° Clasificación | | Palacio | 10-7-97 | | |
| ⑧ | Añadir cable tierra en bomba desague. | | Santi | 4-6-2001 | | |
| ⑨ | Sustituir relé Z-203018 por Z-203062, cambiar colores en Rp | | J.M.P.A. | 02- 05 - 13 | | |

| | Firma | Fecha |
|---|---|---|
| Dibujado | S. N. | 12-7-93 |
| Proyectado | | |
| Comprobado | | |
| Escala | | |

FAGOR

Fagor Industrial,Koop.Elk, Mugatua

Mecanizado superficial

# LAVAVAJILLAS

Plano hau ez daiteke erabil ez berrizta gure baimenitz gabe

Plano numero HC-16218-9

Sustituye al N°

Sustituido por

Mods.: FI-48 W ; MF-48

208-220-240 V. 1Ph

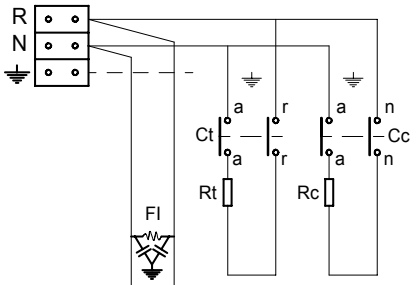


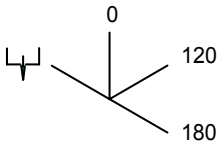


| | 1 _ 2 | | 3 | 4 | 5 _ 6 | | 7 | 8 |
|---|---|---|---|---|---|---|---|---|
| | 1a | 2a | 3a | 4a | 5a | 6a | 7a | 8a |
| | | X | | X | X | | | X |
| 0 | | | | | | | | |
| 120 | X | | X | X | | X | X | X |
| 180 | X | | | X | | X | X | X |

IG

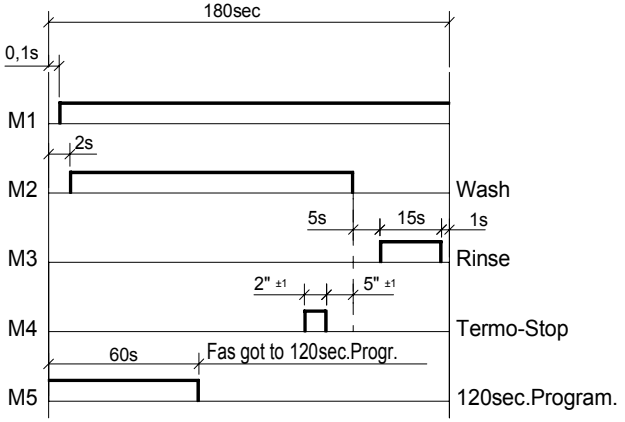


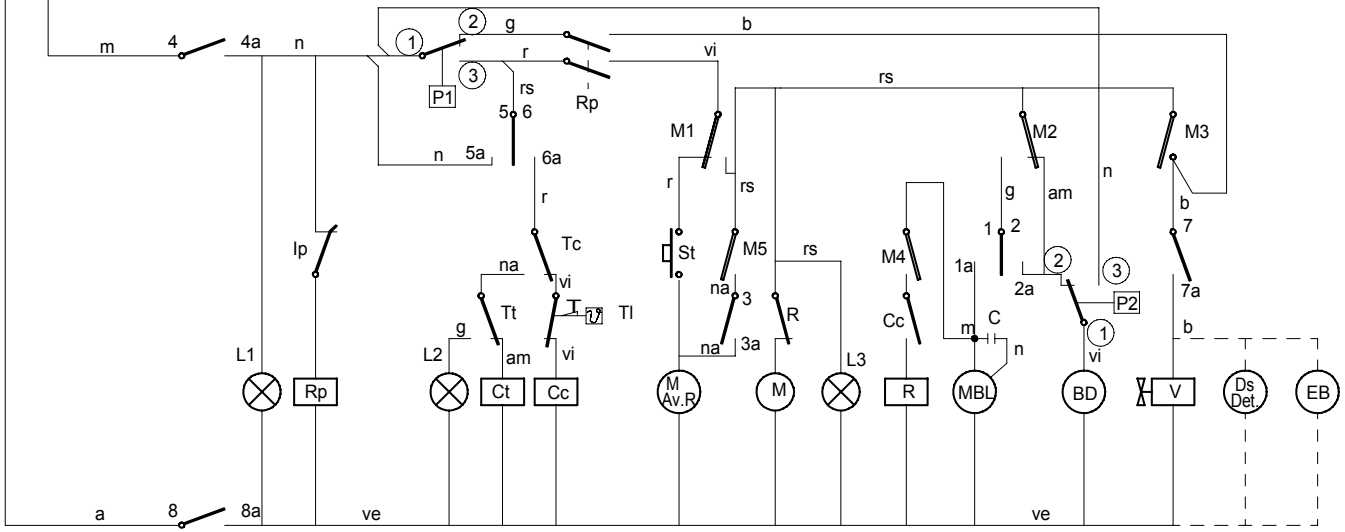


Colours code-Code de couleurs-Codigo de colores:

r = red-rouge-rojo
m = brown-marron-marron
g = grey-gris-gris
n = black-noir-negro
a = blue-bleu-azul
b = white-blanc-blanco
vi = violette-violet-violeta
am = yellow-jaune-amarillo
na = orange-orange-naranja
rs = rose-pink-rosa
ve = green-vert-verde
am/ve = yellow green-jaune vert-amar./verde

| | | |
|---|---|---|
| $I_G$= General switch | Interrupteur general | Interruptor General |
| L1 = On lamp | Témoin de marche | Lampara de marcha |
| Ip = Door micro | Micro de porte | Micro de puerta |
| Rp = Door relay | Relais de porte | Relé puerta |
| P1 = Pressure switch | Presostat | Presostato |
| Tc = Drum thermostat | Thermostat du surchauffeur | Termostato calderin |
| Tt = Tank thermostat | Thermostat de cuve | Termostato tanque |
| Tl = Drum limiter thermostat | Thermostat limitateur du surchauffeur | Termostato limitador de calderin |
| Cc = Drum contactor | Contacteur du surchauffeur | Contactor calderin |
| Ct = Tank contactor | Contacteur de cuve | Contactor tanque |
| L2 = Machine ready light | Témoin de marchine preparée | Lampara máquina preparada |
| Rc = Drum heating element | Resistance du surchauffeur | Resistencia calderin |
| St = Start button | Bouton de márche | Pulsador de marcha |
| FI = Interferences filter | Filtre d¨interferences | Filtro de interferencias |
| BD = Drain pump | Pompe de vidange | Bomba de Desagüe |

| | | |
|---|---|---|
| Rt = Tank heating element | Resistance de cuve | Resistencia tanque |
| M.Av.R = Motor programmer rapid advance | Moteur du programm. d¨ avancement rapide | Motor programador Avance Rápido |
| M = Motor programmer | Moteur du programmateur | Motor programador |
| M1 = Micro programmer on | Micro du programm. de marche | Micro programador marcha |
| M2 = Micro programmer wash | Micro du programm. de lavage | Micro programador lavado |
| M3 = Micro programmer rinse | Micro du programm. de rincage | Micro programador aclarado |
| M4 = Micro programmer Termo-Stop | Micro du programador Termo-Stop | Micro programador Termo-Stop |
| M5 = Micro programmer 120" advance | Micro programador Avance 120" | Micro programador Avance 120" |
| L3 = Cycle light | Témoin de cycle | Lámpara de ciclo |
| MBL= Motor pump wash | Motobopompe de lavage | Motobomba lavado |
| C = Motor pump condenser | Condensateur de la motopompe | Condensador de motobomba |
| V = Filling and rinsing valve | Valve de remplisage et de vidange | Válvula de llenado y aclarado |
| Ds Det = Detergent dispenser (Optional) | Doseur de detergent (Option) | Dosificador de detergente (opcional) |
| P2 = Safety pressure switch | Presostat de sécurité | Presostato de seguridad |
| EB = Electric pressure pump (Optional) | Electropompe de pression (Option) | Electrobomba de presión (Opcional) |

Z-228402

HC-17118 -2

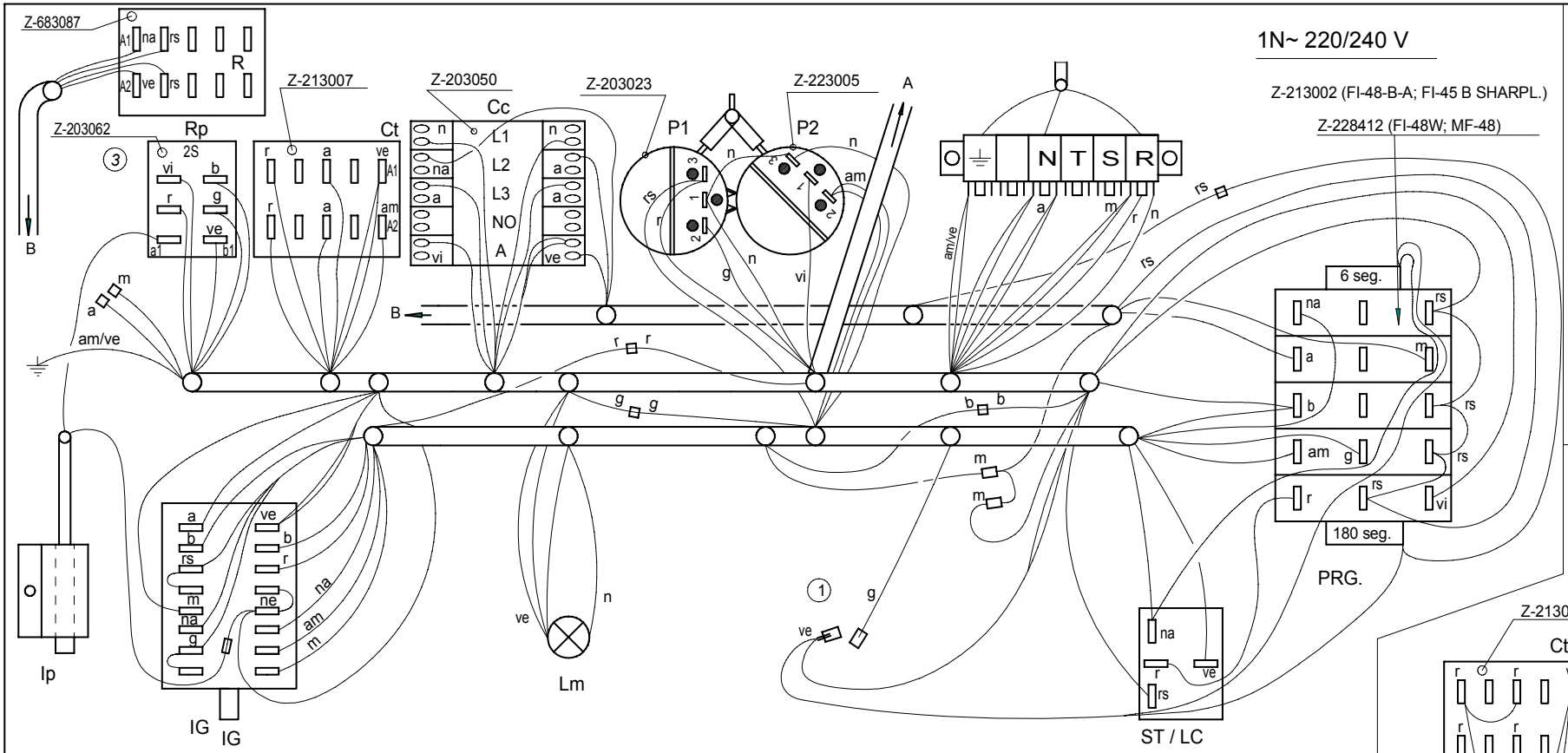


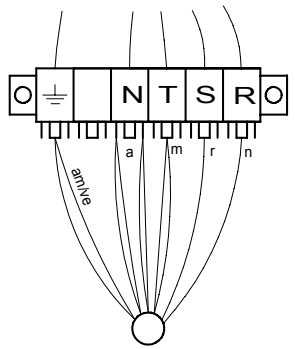


Versión 220 V-50 Hz
SHARPLINE

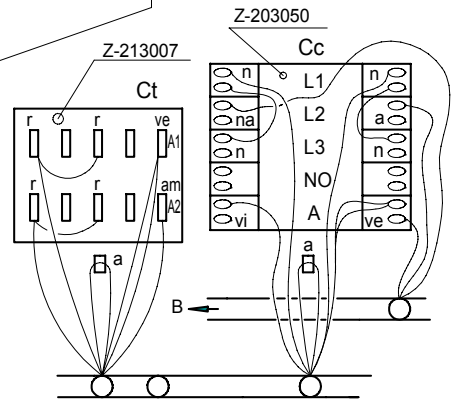


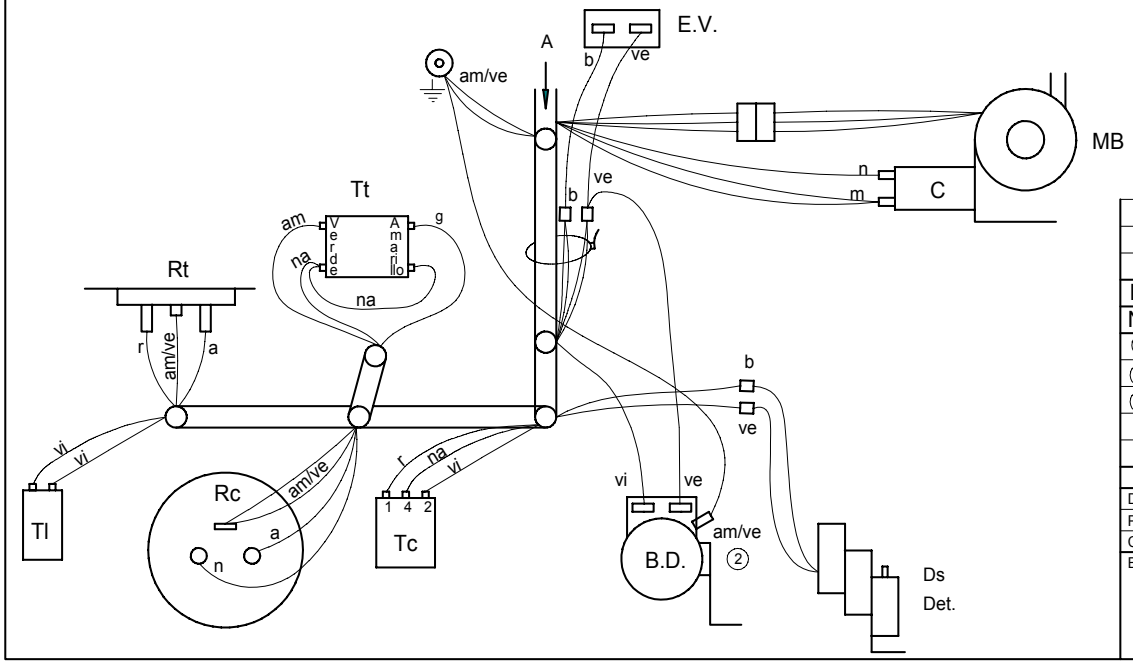


| | | | | | |
|---|---|---|---|---|---|
| | Esquema de montaje FI-48W, MF-48 | | Z-228407 | | |
| | Esquema de montaje FI-48B SHARPLINE | | Z-229210 | | |
| | Esquema de montaje FI-48-B-A | | Z-229016 | | |
| Nº | Pieza | Material | Nº Clasificacion | Acabado | |
| Nº | Modificacion | Propuesta de | Fecha | Tolerancias generales | |
| 1 | Eliminar piloto verde LMP. | J.M.P. | 05-01-01 | <5± / 5–25± / 25–50± | 50–100± / >100± / ∝± |
| 2 | Añadir cable tierra en bomba desague | Santi | 4-6-2001 | | |
| 3 | Sustituir relé Z-203018 por Z-203062, cambiar colores en Rp | J.M.P.A. | 02-05 -13 | | |

| | Firma | Fecha |
|---|---|---|
| Dibujado | Santi Caro | 07-07-00 |
| Proyectado | | |
| Comprobado | | |
| Escala | | |

FAGOR
Fagor Industrial,Koop.Elk, Mugatua

Mecanizado superficial

# LAVAVAJILLAS

Plano hau ez daiteke erabil ez berrizta gure baimenitz gabe

Plano numero HC-17268 - 3

Sustituye al N° HC-16424

Sustituido por

# MF-64 ; FI-64 W ; FI-64-B-A

208-220-240 V. 3Ph

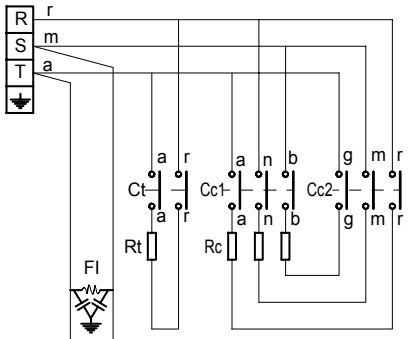


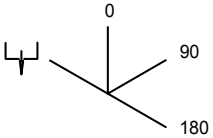


| | 1 — 2 1a | 2a | 3 3a | 4 4a — 5a | 5 — 6 6a | 7 7a | 8 8a | |
|---|---|---|---|---|---|---|---|---|
| | | X | | X | X | | | X |
| 0 | | | | | | | | |
| 90 | X | | X | X | | X | X | X |
| 180 | X | | | X | | X | X | X |

IG

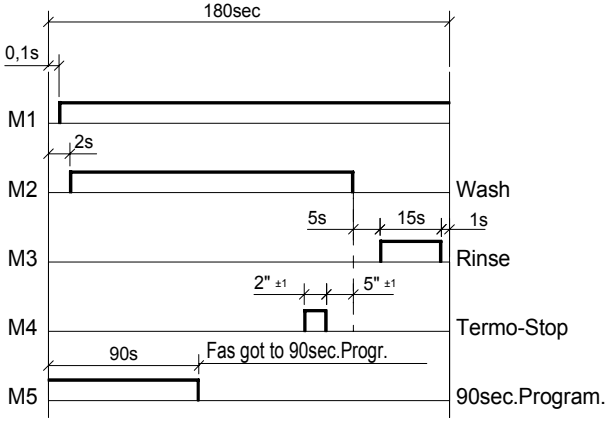


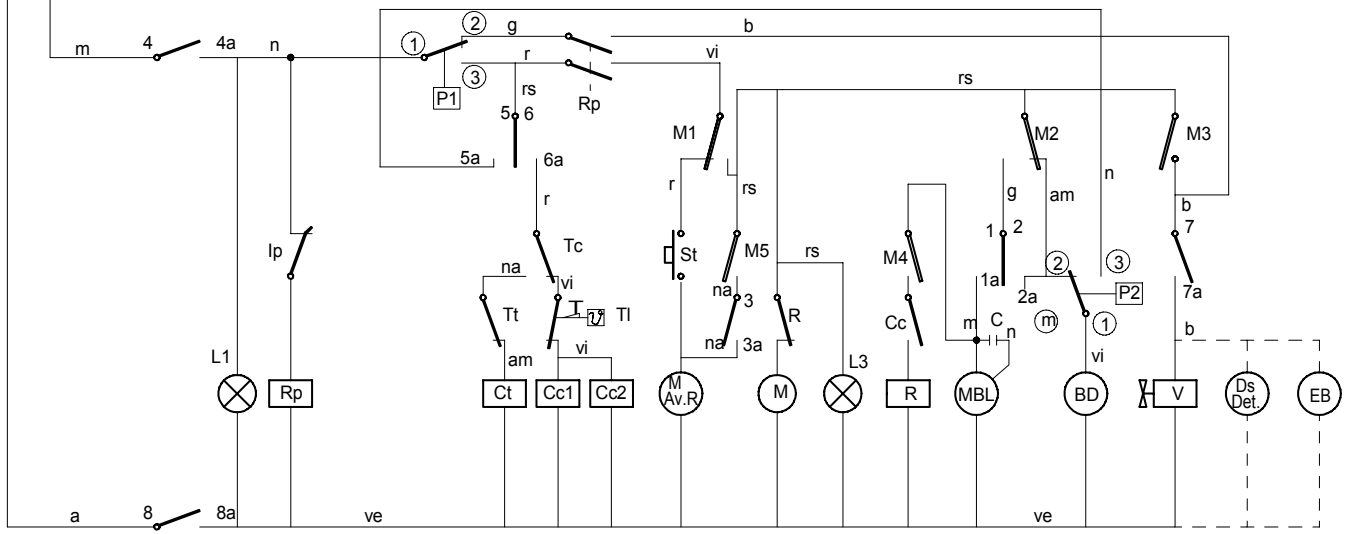


Colours code-Code de couleurs-Codigo de colores:
r = red-rouge-rojo
m = brown-marron-marron
g = grey-gris-gris
n = black-noir-negro
a = blue-bleu-azul
b = white-blanc-blanco
vi = violette-violet-violeta
am = yellow-jaune-amarillo
na = orange-orange-naranja
rs = rose-pink-rosa
ve = green-vert-verde
am/ve = yellow green-jaune vert-amar./verde

| | | |
|---|---|---|
| $I_G$= General switch | Interrupteur general | Interruptor General |
| L1 = On lamp | Témoin de marche | Lampara de marcha |
| Ip = Door micro | Micro de porte | Micro de puerta |
| Rp = Door relay | Relais de porte | Relé puerta |
| P1 = Pressure switch | Presostat | Presostato |
| Tc = Drum thermostat | Thermostat du surchauffeur | Termostato calderin |
| Tt = Tank thermostat | Thermostat de cuve | Termostato tanque |
| Tl = Drum limiter thermostat | Thermostat limitateur du surchauffeur | Termostato limitador de calderin |
| Cc1,Cc2 = Drum contactor | Contacteur du surchauffeur | Contactor calderin |
| Ct = Tank contactor | Contacteur de cuve | Contactor tanque |
| L2 = Machine ready light | Témoin de marchine preparée | Lampara máquina preparada |
| Rc = Drum heating element | Resistance du surchauffeur | Resistencia calderin |
| St = Start button | Bouton de márche | Pulsador de marcha |
| FI = Interferences filter | Filtre d¨interferences | Filtro de interferencias |
| BD = Drain pump | Pompe de vidange | Bomba de Desagüe |

| | | |
|---|---|---|
| Rt = Tank heating element | Resistance de cuve | Resistencia tanque |
| M.Av.R = Motor programmer rapid advance | Moteur du programm. d¨ avancement rapide | Motor programador Avance Rápido |
| M = Motor programmer | Moteur du programmateur | Motor programador |
| M1 = Micro programmer on | Micro du programm. de marche | Micro programador marcha |
| M2 = Micro programmer wash | Micro du programm. de lavage | Micro programador lavado |
| M3 = Micro programmer rinse | Micro du programm. de rincage | Micro programador aclarado |
| M4 = Micro programmer Termo-Stop | Micro du programador Termo-Stop | Micro programador Termo-Stop |
| M5 = Micro programmer 90" advance | Micro programador Avance 90" | Micro programador Avance 90" |
| L3 = Cycle light | Témoin de cycle | Lámpara de ciclo |
| MBL= Motor pump wash | Motobopompe de lavage | Motobomba lavado |
| C = Motor pump condenser | Condensateur de la motopompe | Condensador de motobomba |
| V = Filling and rinsing valve | Valve de remplisage et de vidange | Válvula de llenado y aclarado |
| Ds Det = Detergent dispenser (Optional) | Doseur de detergent (Option) | Dosificador de detergente (opcional) |
| P2 = Safety pressure switch | Presostat de sécurité | Presostato de seguridad |
| EB = Electric pressure pump (Optional) | Electropompe de pression (Option) | Electrobomba de presión (Opcional) |

Z-258402 ; HC-17119-3

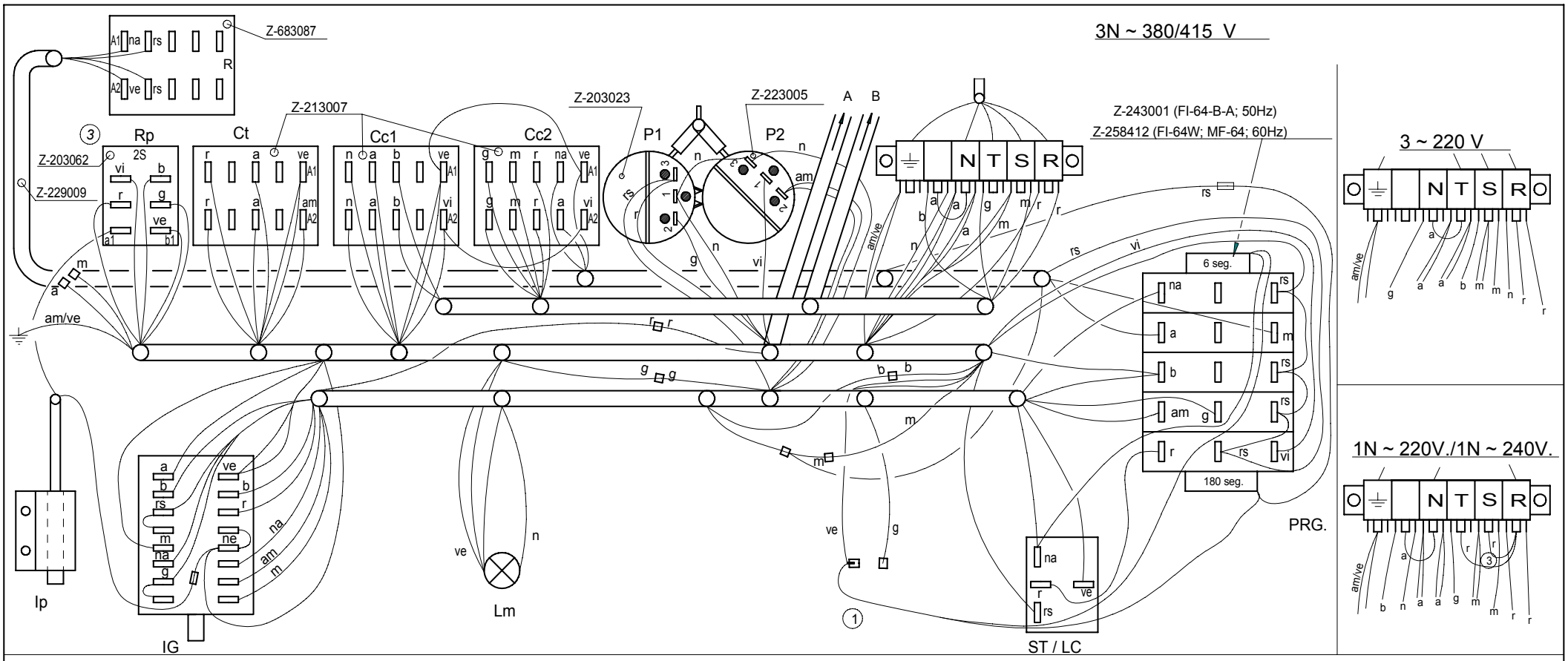


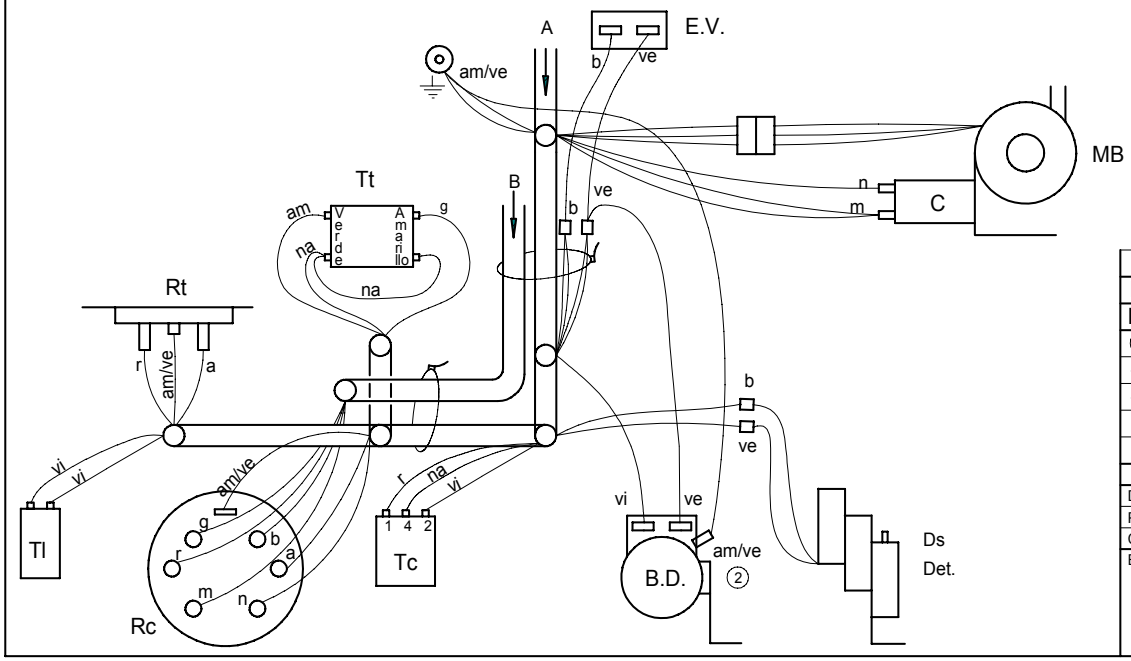


| | | | | | |
|---|---|---|---|---|---|
| | Esquema montaje FI-64 W; MF-64; FI-64-B-A | | Z-258406 | | |
| Nº | Pieza | Material | Nº Clasificacion | Acabado | |
| Nº | Modificacion | Propuesta de | Fecha | Tolerancias generales | |
| 1 | Introd. Versión FI-64-B-A; eliminar piloto Lmp | J.M.P. | 28-12-00 | | |
| 2 | Añadir cable tierra en bomba desague | Santi | 4-6-2001 | <5± 50–100± : | |
| 3 | Sustituir relé Z-203018 por Z-203062, cambiar colores en Rp | J.M.P.A. | 02-05-13 | 5–25± : >100± | |
| | | | | 25–50± : ∝± | |

| | Firma | Fecha |
|---|---|---|
| Dibujado | S. N. | 24-3-00 |
| Proyectado | | |
| Comprobado | | |
| Escala | | |

FAGOR
Fagor Industrial,Koop.Elk, Mugatua

Mecanizado superficial

LAVAVAJILLAS

Plano hau ez daiteke erabil ez berrizta gure baimenitz gabe

Plano numero HC-17220 - 3

Sustituye al N°

Sustituido por

# FI - 48 B SHARPLINE

1N ~ 240V.

3N ~ 380 - 415 V.

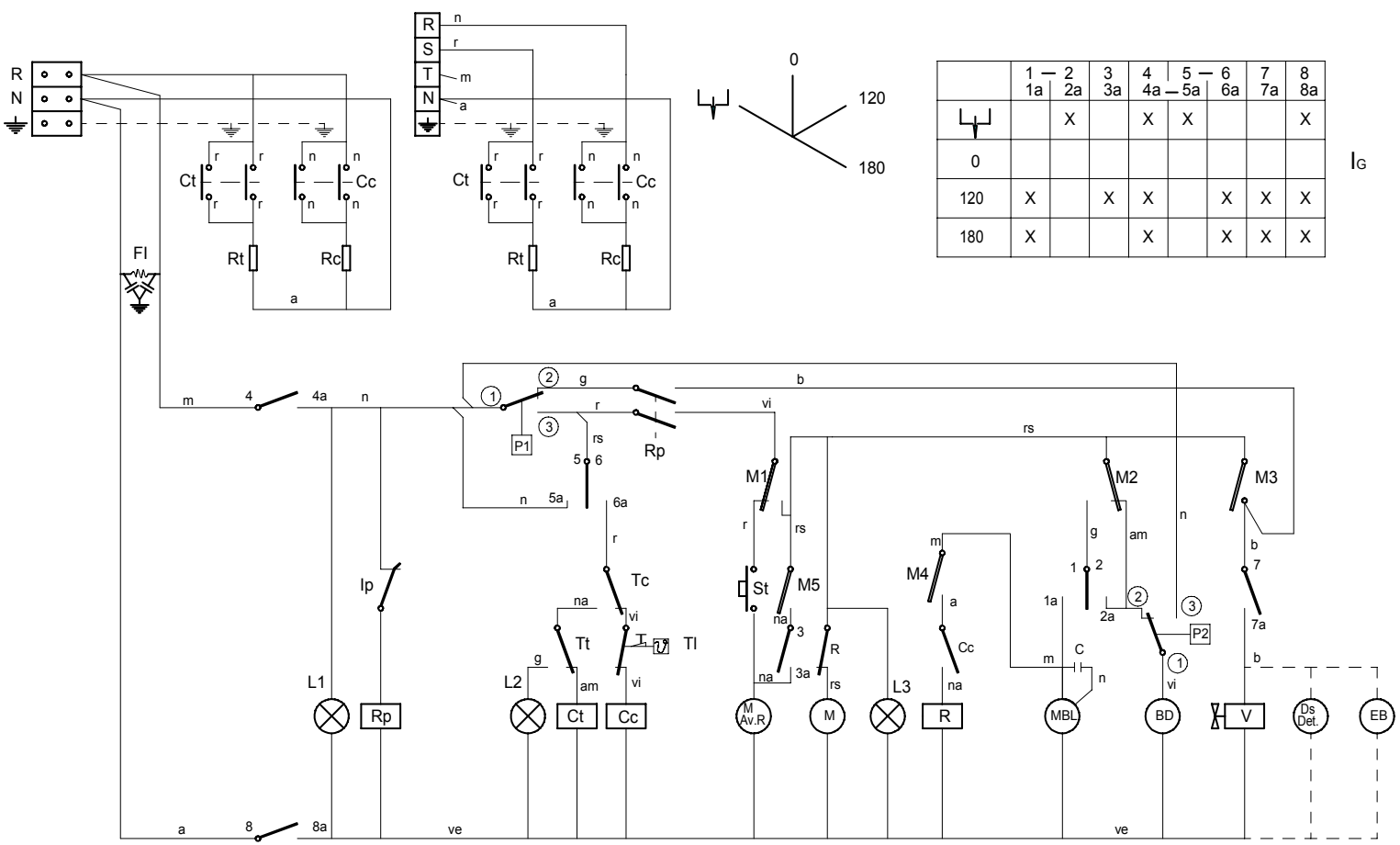


| | 1 — 2 1a 2a | 3 3a | 4 4a — 5a | 5 — 6 6a | 7 7a | 8 8a |
|---|---|---|---|---|---|---|
| ⏚ | | X | X | X | | X |
| 0 | | | | | | |
| 120 | X | X | X | X | X | X |
| 180 | X | X | X | X | X | X |

$I_G$

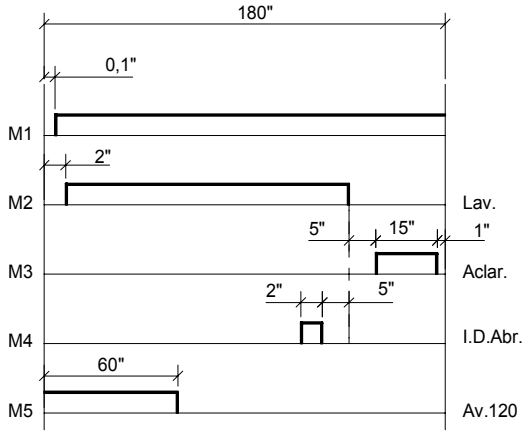


CODIGO DE COLORES:

r = rojo-red-rouge
m = marron-brown-marron
g = gris-grey-gris
n = negro-black-noir
a = azul-blue-bleu
b = blanco-white-blanc
vi = violeta-violette-violet
am = amarillo-yellow-jaune
na = naranja-orange-orange
rs = rosa-rose-pink
ve = verde-green-vert
am/ve = amarillo verde-yellow green-jaune vert

NOTAS.-
- Fondo del esquema: Color Blanco
- Grabaciones: Color Negro
- Dimensiones: 235x120
- N° Clasificación: Parte inferior dcha.

$I_G$= Interruptor General
L1 = Lampara de marcha
Ip = Micro de puerta
Rp = Relé puerta
P1 = Presostato
Tc = Termostato calderin
Tt = Termostato tanque
Tl = Termostato limitador de calderin
Cc = Contactor calderin
Ct = Contactor tanque
L2 = Lampara máquina preparada
Rc = Resistencia calderin
St = Pulsador de marcha
FI = Filtro de interferencias
BD = Bomba de Desagüe
R = Relé termo-stop

Rt = Resistencia tanque
M.Av.R = Motor programador Avance Rápido
M = Motor programador
M1 = Micro programador marcha
M2 = Micro programador lavado
M3 = Micro programador aclarado
M4 = Micro programador impulso dosif. abrillantador
M5 = Micro programador Avance 120"
L3 = Lámpara de ciclo
MBL= Motobomba lavado
C = Condensador de motobomba
V = Válvula de llenado y aclarado
Ds Det = Dosificador de detergente (opcional)
P2 = Presostato de seguridad
EB = Electrobomba de presión (Opcional)

| | | | | | |
|---|---|---|---|---|---|
| | Esquema teorico adhesivo | | Papel adhesivo | Z-229204 | |
| Nº | Pieza | Cant. | Material | Nº Clasificacion | Acabado |
| Nº | Modificacion | | Propuesta de | Fecha | Tolerancias generales |
| | | | | | <5± 50–100± : |
| | | | | | 5–25± : >100± |
| | | | | | 25–50± : ∝± |

| | Firma | Fecha |
|---|---|---|
| Dibujado | S. N. | 9-1-98 |
| Proyectado | | |
| Comprobado | | |
| Escala | | |

FAGOR

Fagor Industrial,Koop.Elk, Mugatua

Mecanizado superficial

LAVAVAJILLAS

Plano numero HC-16793

Sustituye al N°

Sustituido por

Plano hau ez daiteke erabil ez berrizta gure baimenitz gabe

# FI - 48-B-A

1N ~ 240V.

3N ~ 380 - 415 V.

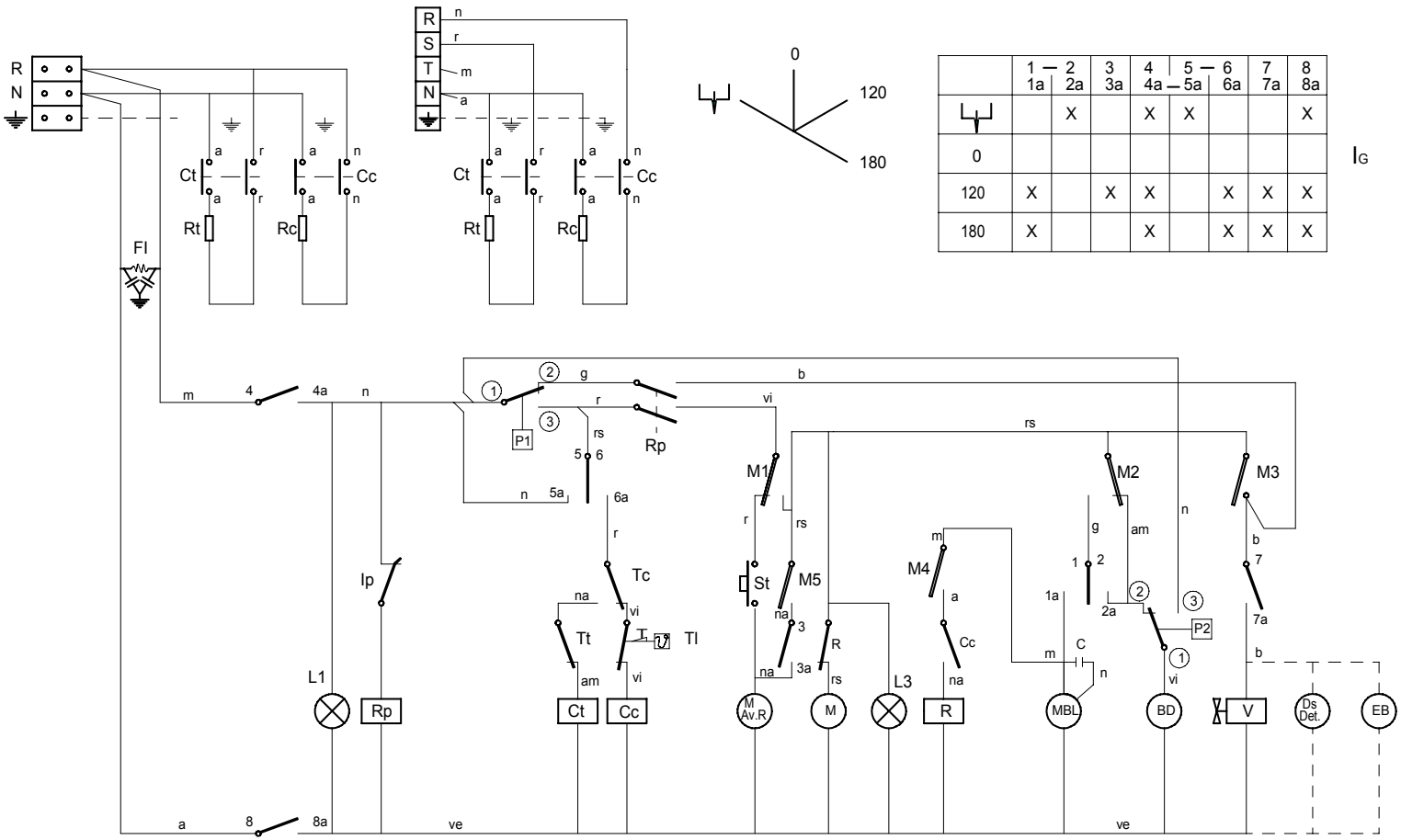


| | 1 — 2 1a 2a | 3 3a | 4 4a — 5a | 5 — 6 6a | 7 7a | 8 8a |
|---|---|---|---|---|---|---|
| ⏚ | | X | X | X | | X |
| 0 | | | | | | |
| 120 | X | X | X | X | X | X |
| 180 | X | X | X | X | X | X |

$I_G$

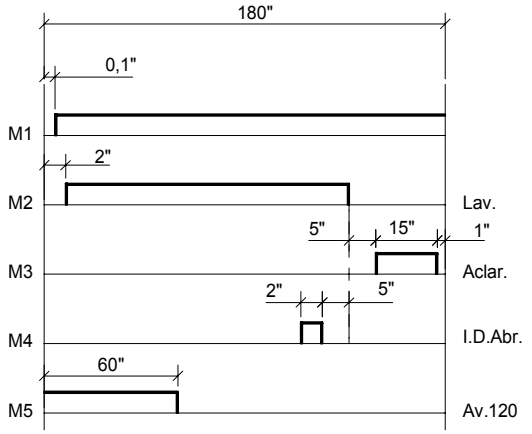


CODIGO DE COLORES:

r = rojo-red-rouge
m = marron-brown-marron
g = gris-grey-gris
n = negro-black-noir
a = azul-blue-bleu
b = blanco-white-blanc
vi = violeta-violette-violet
am = amarillo-yellow-jaune
na = naranja-orange-orange
rs = rosa-rose-pink
ve = verde-green-vert
am/ve = amarillo verde-yellow green-jaune vert

NOTAS.-
- Fondo del esquema: Color Blanco
- Grabaciones: Color Negro
- Dimensiones: 235x120
- N° Clasificación: Parte inferior dcha.

$I_G$= Interruptor General
L1 = Lampara de marcha
Ip = Micro de puerta
Rp = Relé puerta
P1 = Presostato
Tc = Termostato calderin
Tt = Termostato tanque
Tl = Termostato limitador de calderin
Cc = Contactor calderin
Ct = Contactor tanque
L2 = Lampara máquina preparada
Rc = Resistencia calderin
St = Pulsador de marcha
FI = Filtro de interferencias
BD = Bomba de Desagüe
R = Relé termo-stop

Rt = Resistencia tanque
M.Av.R = Motor programador Avance Rápido
M = Motor programador
M1 = Micro programador marcha
M2 = Micro programador lavado
M3 = Micro programador aclarado
M4 = Micro programador impulso dosif. abrillantador
M5 = Micro programador Avance 120"
L3 = Lámpara de ciclo
MBL= Motobomba lavado
C = Condensador de motobomba
V = Válvula de llenado y aclarado
Ds Det = Dosificador de detergente (opcional)
P2 = Presostato de seguridad
EB = Electrobomba de presión (Opcional)

| | | | | | |
|---|---|---|---|---|---|
| | Esquema teorico adhesivo | | Papel adhesivo | Z-229010 | |
| Nº | Pieza | Cant. | Material | Nº Clasificacion | Acabado |
| Nº | Modificacion | | Propuesta de | Fecha | Tolerancias generales |
| 1 | Eliminar Piloto L2 | | J.M.P. | 05-01-01 | <5± 50–100± : 5–25± : >100± 25–50± : ∝± |

| | Firma | Fecha |
|---|---|---|
| Dibujado | S. N. | 28-9-95 |
| Proyectado | | |
| Comprobado | | |
| Escala | | |

FAGOR

Fagor Industrial,Koop.Elk, Mugatua

Mecanizado superficial

LAVAVAJILLAS

Plano hau ez daiteke erabil ez berrizta gure baimenitz gabe

Plano numero HC-16505 -1

Sustituye al N°

Sustituido por