DESPIECE TECNICO

Lavavajillas arrastre de cinta
Lave-vaisselle entrainement à bande
Belt conveyor dishwasher
Transportband Geschirrspüler
Lavastoviglie con avanzamento a nastro
Lava-louças de tapete transportador

Modelos:

FI-2700
FI-4000
FI-6000
ECO-2700
ECO-4000
ECO-6000

Enero 2010 January

Revisado Julio 2010

Fagor Industrial

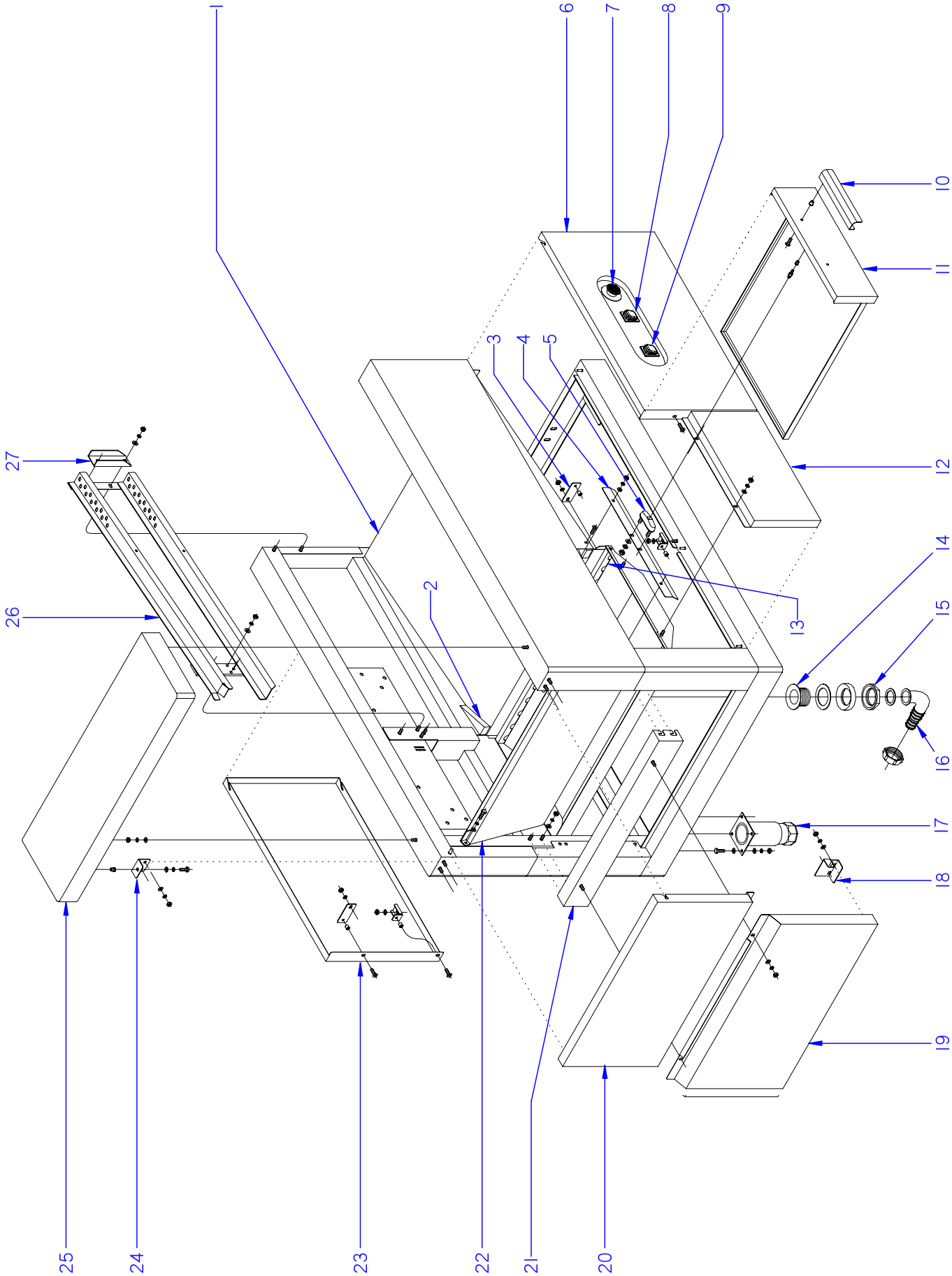

ITEM MARCADO EN COLOR = REPUESTO RECOMENDADO
COLOURED ITEM = RECOMMENDED SPARE PART

N plano	Firma	Fecha	Aparato	Lamina	
C-2505		2010-01	MODULO DE ENTRADA LAVAVAJILLAS DE CINTA	1	Fagor Industrial S.Coop. Oñate

MOD.	LAVAVAJILLAS DE CINTA	ZONA	MODULO DE ENTRADA	PLANO	C-2505

ITEM	CODIGO	DENOMINACION	TEXTO	2700 I	2700 D	4000 I	4000 D	6000 I	6000 D		NOTAS
1	Z510400000	ENTRADA COMPLETA	COMPLETE INLET	1	1	1	1	1	1		
2	Z510435000	CANTONERA RECOGEDOR	PICK UP CORNER PROTECTOR	2	2	2	2	2	2		
	Q242030000	ARANDELA ABANICO A5 A.304	FAN SHAPED WASHER A.5	2	2	2	2	2	2		
	Q152004000	TORNILLO APLASTADO M5x13 A304	FLAT HEADED BOLT M5x13 A304	2	2	2	2	2	2		
	Q012045000	TORNILLO EXAGONAL M6X30	HEXAGONAL SCREW M6X30	32	32	32	32	32	32		
	Q012055000	TORNILLO EXAGONAL M8X30	HEXAGONAL SCREW M8X30	8	8	8	8	8	8		
3	Z512961000	AMARRE PANEL PORTAMANDOS	CONTROL PANEL FASTENING	1	1	1	1	1	1		
4	Z510472000	PROTECTOR INF. FUGAS ENTRADA	LOWER PROTECT ESCAPE INLET	2	2	2	2	2	2		
5	Z200607000	CONJUNTO CIERRE	CLOSURE SET	2	2	2	2	2	2		
	Q302022000	ARANDELA 16X6X1.2 A.304	WASHER 16X6X1.2 A.304	83	83	83	83	83	83		
	Q262040000	ARANDELA GROW. A6 A.304	WASHER GROW. A6 A.304	84	84	84	84	84	84		
	Q162040000	TUERCA EXAGONAL M6	HEXAGONAL NUT M6	81	81	81	81	81	81		
	Q232040000	ARANDELA A6	WASHER A6	28	28	28	28	28	28		
	Q012053000	TORNILLO EXAGONAL M8X20	HEXAGONAL BOLT M8X20	8	8	8	8	8	8		
	Q232050000	ARANDELA A8	WASHER A8	24	24	24	24	24	24		
	Q262050000	ARANDELA GROW. A8 A.304	WASHER GROW. A8 A.304	15	15	15	15	15	15		
	Q162050000	TUERCA EXAGONAL M8X1 INOX	HEXAGONAL NUT M8X1 INOX	18	18	18	18	18	18		
6	Z512977000	PANEL PORTAM. ENTRADA	INLET CONTROL PANEL	1	_	1	_	1	_		
6	Z512980000	PANEL PORTAM. ENTRADA	INLET CONTROL PANEL	_	1	_	1	_	1		
7	Z513005000	INTERRUPTOR DE SETA ROJO	ROUND MUSHROOM SWITCH	1	1	1	1	1	1		
S/Nº	Z513006000	ETIQUETA CIRCULAR AMARILLO	ROUND YELLOW LABEL	1	1	1	1	1	1		
8	Z513021000	PULSADOR NO ROJO	NOT RED PUSH BUTTON	1	1	1	1	1	1		
9	Z513022000	PULSADOR NO VERDE	NOT GREEN PUSH BUTTON	1	1	1	1	1	1		
10	Z448703000	ASA	HANDLE	2	2	2	2	2	2		
S/Nº	Z200601000	ENGANCHE CIERRE	CLOSURE HOOK	2	2	2	2	2	2		
	Q222011000	REMACHE EXAGONAL M5 INOX	HEXAGONAL RIVET M5 INOX	2	2	2	2	2	2		
	Q308002000	ARANDELA DUBO A6 NYLON	WASHER DUBO A6 NYLON	4	4	4	4	4	4		
	Q232040000	ARANDELA A6	WASHER A6	4	4	4	4	4	4		
	Q012042000	TORNILLO EXAGONAL M6X15	HEXAGONAL BOLT M6X15	4	4	4	4	4	4		
	Q162040000	TUERCA EXAGONAL M6	HEXAGONAL NUT M6	4	4	4	4	4	4		

MOD.	LAVAVAJILLAS DE CINTA	ZONA	MODULO DE ENTRADA	PLANO	C-2505

ITEM	CODIGO	DENOMINACION	TEXTO	2700 I	2700 D	4000 I	4000 D	6000 I	6000 D		NOTAS
11	Z512970000	PANEL SUPERIOR RECOGEDOR	COMPLETE PICK UP UPPER PAN	1	1	1	1	1	1		
S/Nº	Z512965000	PANEL SUPERIOR POSTERIOR	SUP REAR PANEL	1	1	1	1	1	1		
12	Z512918000	PANEL INFERIOR RECOGEDOR	PICK UP LOWER PANEL	2	2	2	2	2	2		
S/Nº	Z512962000	SUJECIÓN INFERIOR PANEL	LOWER PANEL FASTENING	1	1	1	1	1	1		
13	Z510434000	GUÍA BANDEJA RECOGEDOR	PICK UP TRAY GUIDE	2	2	2	2	2	2		
14	Z102104000	VÁLVULA DESAGÜE	DRAINAGE VALVE	1	1	1	1	1	1		
	Q307009000	ARANDELA JUNTA Ø70XØ48X1,5	JOINT WASHER Ø70XØ48X10.5	1	1	1	1	1	1		
	Q307026000	JUNTA ESPECIAL	SPECIAL JOINT	1	1	1	1	1	1		
15	Z702101000	TUERCA ROSCA 11/2 DELRIN	SCREW THREAD 11/2 DELRIN	1	1	1	1	1	1		
	Q307027000	ARANDELA JUNTA Ø45XØ35X2	JOINT WASHER Ø45XØ35X2	1	1	1	1	1	1		
16	Z602101000	CODO DESAGÜE	DRAINAGE ELBOW	1	1	1	1	1	1		
	Z602102000	TUERCA	NUT	1	1	1	1	1	1		
S/Nº	Z400908000	MANGUERA DESAGÜE	DRAINAGE PIPE	1	1	1	1	1	1		
17	X260151000	PATA REGULABLE	ADJUSTABLE LEG	4	4	4	4	4	4		
	Q302022000	ARANDELA 16X6X1.2 A.304	WASHER 16X6X1.2 A.304	32	32	32	32	32	32		
	Q262040000	ARANDELA GROW. A6 A.304	WASHER GROW. A6 A.304	16	16	16	16	16	16		
	Q162040000	TUERCA EXAGONAL M6	HEXAGONAL NUT M6	16	16	16	16	16	16		
	Q012043000	TORNILLO EXAGONAL M6x20	HEXAGONAL BOLT M6x20	16	16	16	16	16	16		
18	Z512956000	SOPORTE GIRO DERECHO COMP.	COMPLETE RIGHT TURN SUPPO	1	1	1	1	1	1		
S/Nº	Z512958000	SOPORTE GIRO IZQUIERDO COMPL	COMPLETE LEFT TURN SUPPOR	1	1	1	1	1	1		
19	Z512919000	PANEL LATERAL INFERIOR	LOWER SIDE PANEL	1	1	1	1	1	1		
20	Z512921000	PANEL LATERAL SUPERIOR	UPPER SIDE PANEL	1	1	1	1	1	1		
21	Z510413000	PERFIL TENSOR COMPLETO	COM. PROFILE TURNBUCKLE	1	1	1	1	1	1		
22	Z510473000	PROTEC.SUPE. FUGAS ENTRADA	UPPER PROTEC.ESCAPE INLET	1	1	1	1	1	1		
23	Z512911000	PANEL POSTER.ENTRADA IZDA.	LEFT INLET REAR PANEL	1	_	1	_	1	_		
23	Z512909000	PANEL POSTER. ENTRADA DCHA.	RIGHT INLET REAR PANEL	_	1	_	1	_	1		
S/Nº	Z512962000	SUJECIÓN INFERIOR PANEL	LOWER PANEL FASTENING	1	1	1	1	1	1		
S/Nº	Z512961000	AMARRE PANEL PORTAMANDOS	CONTROL PANEL FASTENING	1	1	1	1	1	1		

MOD.	LAVAVAJILLAS DE CINTA	ZONA	MODULO DE ENTRADA	PLANO	C-2505

ITEM	CODIGO	DENOMINACION	TEXTO	2700 I	2700 D	4000 I	4000 D	6000 I	6000 D		NOTAS
24	Z512963000	SOPORTE PANEL	PANEL SUPPORT	2	2	2	2	2	2		
	Q262040000	ARANDELA GROW. A6 A.304	WASHER GROW. A6 A.304	4	4	4	4	4	4		
	Q162040000	TUERCA EXAGONAL M6	HEXAGONAL NUT M6	4	4	4	4	4	4		
	Q152004000	TORNILLO APLASTADO M5x13 A304	FLAT HEADED BOLT M5x13 A304	4	4	4	4	4	4		
	Q221343000	REMACHE EXAGONAL M6	HEXAGONAL RIVET M6	4	4	4	4	4	4		
	Q302022000	ARANDELA 16X6X1.2 A.304	WASHER 16X6X1.2 A.304	4	4	4	4	4	4		
	Q012042000	TORNILLO EXAGONAL M6x15	HEXAGONAL BOLT M6x151	4	4	4	4	4	4		
	Q012031000	TORNILLO EXAGONAL M5x10	HEXAGONAL BOLT M5x10	4	4	4	4	4	4		
25	Z512935000	TAPA ENTRADA	INLET LID	1	1	1	1	1	1		
26	Z510421000	GUÍA ENTRADA IZDA SOLDADA	WELDED LEFT INLET GUIDE	1	1	1	1	1	1		
S/Nº	Z510427000	GUÍA ENTRADA DCHA SOLDADA	WELDED RIGHT INLET GUIDE	1	1	1	1	1	1		
27	Z510430000	SUJECIÓN GUÍA	GUIDE FASTENING	2	2	2	2	2	2		

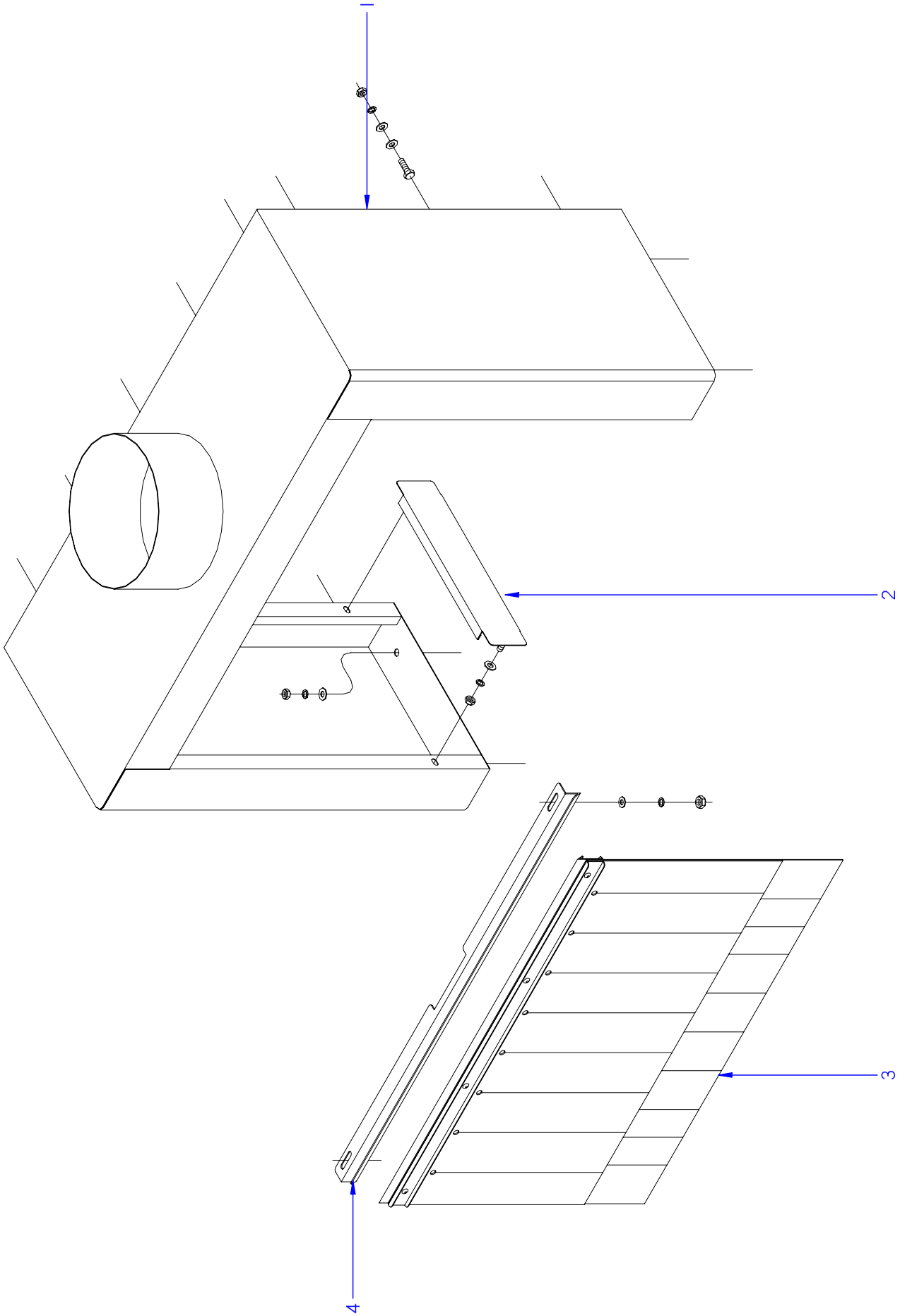

ITEM MARCADO EN COLOR = REPUESTO RECOMENDADO
COLOURED ITEM = RECOMMENDED SPARE PART

N plano	Firma	Fecha	Aparato	Lamina	
C-2506		2010-01	ASPIRADOR DE VAHOS LAVAVAJILLAS DE CINTA	2	Fagor Industrial S.Coop. Oñate

MOD.	LAVAVAJILLAS DE CINTA	ZONA	ASPIRADOR DE VAHOS	PLANO	C-2506

ITEM	CODIGO	DENOMINACION	TEXTO	2700 I	2700 D	4000 I	4000 D	6000 I	6000 D		NOTAS
1	Z516201000	CUBIERTA ASPIRADOR VAHOS	STEAM EXTRACTOR COVER	2	2	2	2	2	2		
	Q302022000	ARANDELA 16X6X1.2 A.304	WASHER 16X6X1.2 A.304	8	8	8	8	8	8		
	Q262040000	ARANDELA GROW. A6 A304	WASHER GROW. A6 A304	8	8	8	8	8	8		
	Q162040000	TUERCA EXAGONAL M6	HEXAGONAL NUT M6	8	8	8	8	8	8		
2	Z516204000	PROTECTOR ENTRADA-SALIDA	INLET-OUTLET PROTECTOR	4	4	4	4	4	4		
	Q302022000	ARANDELA 16X6X1.2 A.304	WASHER 16X6X1.2 A.304	8	8	8	8	8	8		
	Q262040000	ARANDELA GROW. A6 A304	WASHER GROW. A6 A304	8	8	8	8	8	8		
	Q162040000	TUERCA EXAGONAL M6	HEXAGONAL NUT M6	8	8	8	8	8	8		
3	Z276419000	CORTINA EXTERIOR COMPLETA	COMPLETE OUTER CURTAIN	2	2	2	2	2	2		
4	Z510344000	SUJECIÓN CORTINA	CURTAIN FASTENING	2	2	2	2	2	2		
	Q302022000	ARANDELA 16X6X1.2 A.304	WASHER 16X6X1.2 A.304	4	4	4	4	4	4		
	Q262040000	ARANDELA GROW. A6 A304	WASHER GROW. A6 A304	4	4	4	4	4	4		
	Q162040000	TUERCA EXAGONAL M6	HEXAGONAL NUT M6	4	4	4	4	4	4		

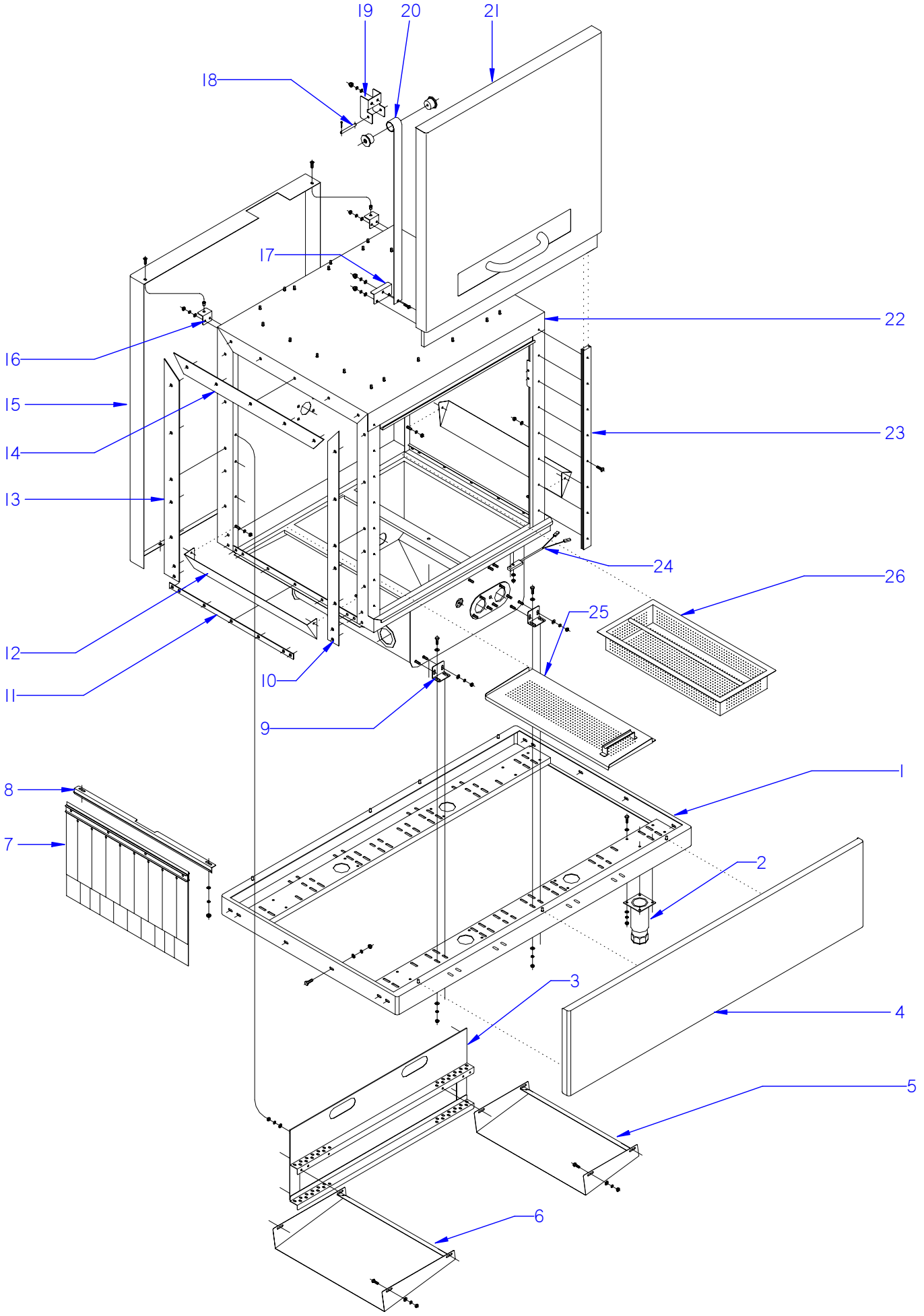

ITEM MARCADO EN COLOR = REPUESTO RECOMENDADO
COLOURED ITEM = RECOMMENDED SPARE PART

N plano	Firma	Fecha	Aparato		Lamina	
C-2507		2010-01	MODULO DE LAVADO LAVAVAJILLAS DE CINTA		3	Fagor Industrial S.Coop. FAGOR Oñate

MOD.	LAVAVAJILLAS DE CINTA		ZONA	MODULO DE LAVADO						PLANO	C-2507
ITEM	CODIGO	DENOMINACION	TEXTO	2700 I	2700 D	4000 I	4000 D	6000 I	6000 D		NOTAS
1	Z510101000	ARMAZÓN SOLDADO	WELDED FRAMEWORK	1	1	1	1	1	1		
1	Z530101000	ARMAZÓN SOLDADO LAVADO	WELDED FRAMEWORK WASH	_	_	1	1	2	2		
2	X260151000	PATA REGULABLE	ADJUSTABLE LEG	4	4	8	8	12	12		
	Q302022000	ARANDELA 16X6X1.2 A.304	WASHER 16X6X1.2 A.304	32	32	32	32	96	96		
	Q262040000	ARANDELA GROW. A6 A.304	WASHER GROW. A6 A.304	16	16	16	16	48	48		
	Q162040000	TUERCA EXAGONAL M6	HEXAGONAL NUT M6	16	16	16	16	48	48		
	Q012043000	TORNILLO EXAGONAL M6x20	HEXAGONAL BOLT M6x20	16	16	16	16	48	48		
3	Z510321000	GUÍA LAVADO COMPLETA	COMPLETE WASHING GUIDE	2	2	4	4	6	6		
4	Z512901000	PANEL FRONTAL	FRONT PANEL	1	1	1	1	1	1		
4	Z532901000	PANEL FRONTAL LAVADO	WASHING FRONT PANEL	_	_	1	1	2	2		
5	Z510811000	BANDEJA RETENEDOR "B"	RETAINING PLATE "B"	1	1	2	2	3	3		
6	Z510812000	BANDEJA RETENEDOR "A"	RETAINING PLATE "A"	1	1	1	1	1	1		
7	Z276429000	CORTINA INTERIOR COMPLETA	COMPLETE INNER CURTAIN	2	2	3	3	4	4		
8	Z510344000	SUJECIÓN CORTINA	CURTAIN FASTENING	2	2	3	3	4	4		
	Q302022000	ARANDELA 16X6X1.2 A.304	WASHER 16X6X1.2 A.304	4	4	4	4	8	8		
	Q262040000	ARANDELA GROW. A6 A304	WASHER GROW. A6 A304	4	4	4	4	8	8		
	Q162040000	TUERCA EXAGONAL M6	HEXAGONAL NUT M6	4	4	4	4	8	8		
9	Z510318000	AMARRE CUBA LAVADO	WASHING DRUM SUPPORT	4	4	8	8	12	12		
10	Z510333000	PERFIL ANTERIOR IZQUIERDO	FRONT LEFT PROFILE	1	1	2	1	3	1		
S/Nº	Z510334000	PERFIL ANTERIOR DERECHO	FRONT RIGHT PROFILE	1	1	1	2	1	3		
11	Z510332000	PERFIL INFERIOR	LOWER PROFILE	2	2	3	3	4	4		
12	Z510813000	PROTECTOR	PROTECTOR	2	2	3	3	4	4		
13	Z510336000	PERFIL POSTERIOR IZQUIERDO	REAR LEFT PROFILE	1	1	3	1	3	1		
S/Nº	Z510335000	PERFIL POSTERIOR DERECHO	REAR RIGHT PROFILE	1	1	1	2	1	3		
14	Z510337000	PERFIL SUPERIOR IZQUIERDO	UPPER LEFT PROFILE	1	1	3	1	3	1		
	Q302022000	ARANDELA 16X6X1.2 A.304	WASHER 16X6X1.2 A.304	4	1	4	4	24	24		
	Q012042000	TORNILLO EXAGONAL M6X15	HEXAGONAL BOLT M6x15	2	2	2	2	8	8		
	Q306024000	JUNTA 18X12,5X1,5	JOINT 18X12,5X1,5	1	1	1	1	5	5		

MOD.	LAVAVAJILLAS DE CINTA	ZONA	MODULO DE LAVADO	PLANO	C-2507

ITEM	CODIGO	DENOMINACION	TEXTO	2700 I	2700 D	4000 I	4000 D	6000 I	6000 D		NOTAS
15	Z512927000	PANEL POST. LAVADO IZQUIERDO	LEFT WASH REAR PANEL	1	_	_	_	_	_		
15	Z512926000	PANEL POST. LAVADO DERECHO	RIGHT WASH REAR PANEL	_	1	_	_	_	_		
15	Z512930000	PANEL POS.LAVADO CENTRAL D	REAR PANEL RIGHT CENTRE WA	_	_	1	1	1	1		
15	Z512931000	PANEL POST. LAVADO CENTRAL	REAR PANEL CENTRE WASH	_	_	_	_	1	1		
15	Z512933000	PANEL POST. PRELAVADO IZDO	REAR PANEL LEFT PRE-WASH	_	_	1	_	1	_		
15	Z512932000	PANEL POST. PRELAVADO DCHO	REAR PANEL RIGHT PRE-WASH	_	_	_	1	_	1		
16	Z512963000	SOPORTE PANEL POSTERIOR	REAR PANEL SUPPORT	2	2	4	4	6	6		
17	Z510508000	SUJECIÓN RESORTE	RIVET SUPPORT	2	2	4	4	6	6		
18	Z270514000	EJE RESORTE	SPINDLE SPRING	2	2	4	4	6	6		
S/Nº	Q352001000	PASADOR DE ALETAS Ø2X15	COTTER PIN Ø2X15	4	4	8	8	12	12		
19	Z510514000	SOPORTE RESORTE	SPRING SUPPORT	2	2	4	4	6	6		
	Q232040000	ARANDELA A6	WASHER A6	2	2	2	2	32	32		
	Q262040000	ARANDELA GROW. A6 A.304	WASHER GROW. A6 A.304	4	4	4	4	24	24		
	Q162040000	TUERCA EXAGONAL M6	HEXAGONAL NUT M6	4	4	4	4	24	24		
20	Z270513000	RESORTE FUERZA CONSTANTE	CONSTANT FORCE SPRING	2	2	4	4	6	6		
S/Nº	Z270512000	ENCAJE RESORTE PUERTA	DOOR SOCKET SPRING	4	4	8	8	12	12		
	Q152004000	TORNILLO APLASTADO M5x13 A304	FLAT HEADED BOLT M5x13 A304	2	2	2	2	6	6		
	Q232030000	ARANDELA A5	WASHER A5	2	2	2	2	6	6		
21	Z510530000	PUERTA LAVADO COMPLETA	COMPLETE WASH DOOR	1	1	2	2	3	3		
S/Nº	Z276122000	CHECK LIST ARRASTRE FAGOR	CHECK LIST	1	1	1	1	1	1		INTRODUCIDO 19.07.10
22	Z510300000	CAJA-CUBA LAVADO SOLDADA	WELDED WASH BOX-TUB	1	1	2	2	3	3		
S/Nº	Z510308000	SUPLEMENTO CAJA LAVADO	WASH BOX SUPPLEMENT	1	1	2	2	3	3		
23	Z510331000	GUÍA PUERTA	DOOR GUIDE	2	2	4	4	6	6		
	Q152045000	TORNILLO AMARRE M-6	ANCHORING SCREW M-6	16	16	16	16	48	48		
24	Z100522000	INTERRUPTOR MAGNÉTICO	MAGNETIC SWITCH	1	1	2	2	3	3		
	Q242010000	ARANDELA ABANICO A3 A.304	FAN WASHER A3 A.304	1	1	1	1	6	6		
	Q221311000	TUERCA EXAGONAL AUT.M3 H.ZIN	HEXAGONAL NUT AUT.M3 H.ZIN	1	1	1	1	6	6		
25	Z510804000	BANDEJA LAVADO "B" COMPLETA	COMPLETE WASH PLATE "B"	1	1	2	2	3	3		
26	Z510801000	BANDEJA LAVADO "A" COMPLETA	COMPLETE WASH PLATE "A"	2	2	4	4	6	6		

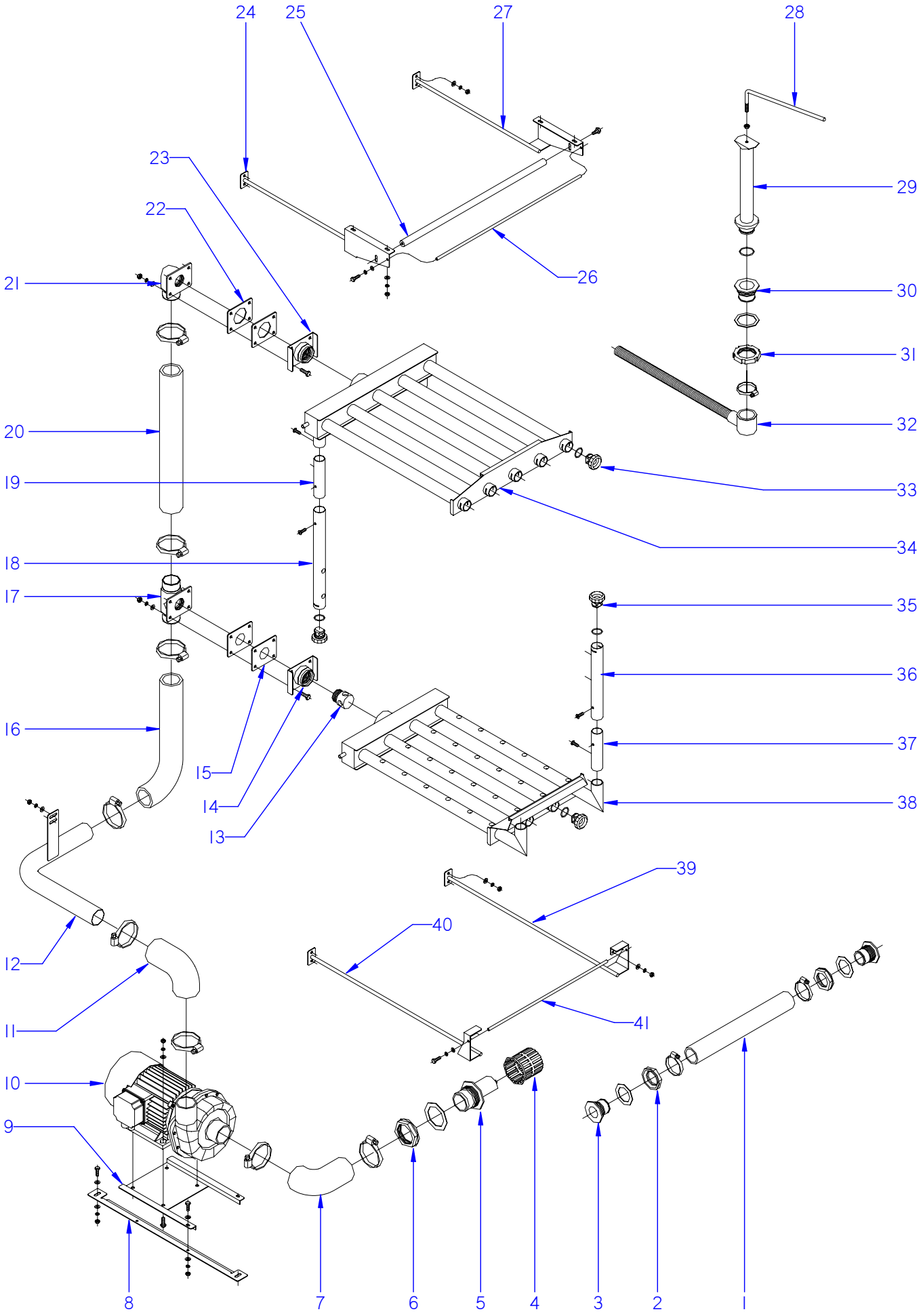

ITEM MARCADO EN COLOR = REPUESTO RECOMENDADO
COLOURED ITEM = RECOMMENDED SPARE PART

N plano	Firma	Fecha	Aparato		Lamina	
C-2508		2010-01	CONJUNTO FUNCIONAL LAVADO LAVAVAJILLAS DE CINTA		4	Fagor Industrial S.Coop. Oñate

MOD.	LAVAVAJILLAS DE CINTA	ZONA	CONJUNTO FUNCIONAL LAVADO	PLANO	C-2508

ITEM	CODIGO	DENOMINACION	TEXTO	2700 I	2700 D	4000 I	4000 D	6000 I	6000 D		NOTAS
1	Z330906000	MANGUERA COMUNICACIÓN	CONNECTION PIPE	_	_	1	1	2	2		
	Q881324000	ABRAZADERA 50 -70	CLAMP 50 -70	_	_	2	2	4	4		
2	Z702101000	TUERCA ROSCA 11/2 DELRIN	SCREW THREAD 11/2 DELRIN	_	_	2	2	3	3		
	Q307009000	ARANDELA JUNTA Ø70XØ48X1,5	JOINT WASHER Ø70XØ48X10.5	_	_	2	2	3	3		
3	Z330901000	PASAMUROS COMUNICACIÓN	CONNECTION WIRE PROTECTIO	_	_	2	2	3	3		
4	Z310906000	FILTRO	FILTER	1	1	2	2	3	3		
5	Z310901000	PASAMUROS ASPIRACIÓN	EXTRACTOR WIRE PROTECTION	1	1	2	2	3	3		
	Z310902000	ARANDELA JUNTA Ø92XØ66X2	JOINT WASHER Ø92XØ66X2	1	1	2	2	3	3		
6	Z310903000	TUERCA PASAMUROS M-65X2,5	WIRE PROTECTION NUT M-65X2	1	1	2	2	3	3		
7	Z310904000	CODO ASPIRACIÓN	EXTRACTOR ELBOW	1	1	2	2	3	3		
	Q881326000	ABRAZADERA 70 - 90	CLAMP 70 - 90	_	_	2	2	4	4		
8	Z511003000	SUJECIÓN MOTOBOMBA LAVADO	WASH MOTOR PUMP FASTENER	2	2	4	4	6	6		
9	Z511002000	SOPORTE MOTOBOMBA	MOTOR PUMP SUPPORT	1	1	2	2	3	3		
	Q262050000	ARANDELA GROW. A8 A.304	WASHER GROW. A8 A.304	4	4	4	4	12	12		
	Q232050000	ARANDELA A8	WASHER A8	4	4	4	4	24	24		
	Q012055000	TORNILLO EXAGONAL M8x30	HEXAGONAL BOLT M8x30	4	4	4	4	12	12		
	Q162050000	TUERCA EXAGONAL M8x1 INOX	HEXAGONAL NUT M8x1 INOX	4	4	4	4	12	12		
	Q302022000	ARANDELA 16X6X1.2 A.304	WASHER 16X6X1.2 A.304	12	12	12	12	30	30		
	Q012042000	TORNILLO EXAGONAL M6X15	HEXAGONAL BOLT M6x15	4	4	4	4	16	16		
	Q262040000	ARANDELA GROW. A6 A.304	WASHER GROW. A6 A.304	4	4	4	4	9	9		
	Q232040000	ARANDELA A6	WASHER A6	4	4	4	4	2	2		
	Q162040000	TUERCA EXAGONAL M6	HEXAGONAL NUT M6	4	4	4	4	9	9		
10	Z511001000	MOTOBOMBA (220/380, 50 HZ.)	MOTOR PUMP (220/380, 50 HZ.)	1	1	2	2	3	3		
10	Z514101000	MOTOBOMBA (220/380, 60 HZ.)	MOTOR PUMP (220/380, 60 HZ.))	1	1	2	2	3	3		
11	Z510902000	CODO IMPULSIÓN	IMPULSE ELBOW	1	1	2	2	3	3		
12	Z510910000	CODO EMPALME IMPULSIÓN COM.	COM. IMPULSE ELBOW JOINT	1	1	2	2	3	3		
13	Z310753000	REDUCCIÓN CAUDAL LAVADO	WASH FLOW REDUCTION	1	1	2	2	3	3		
14	Z510701000	SOPORTE SUPLEMENTO SOLDADO	WELDED SUPPLEMENT SUPPOR	1	1	2	2	3	3		
15	Z510908000	JUNTA PASAMUROS	WIRE PROTECTION JOINT	2	2	4	4	6	6		
16	Z510904000	EMPALME INFERIOR IMPULSIÓN	LOWER IMPULSE JOINT	1	1	2	2	3	3		
17	Z510942000	PASAMUROS LAVADO INFERIOR	LOWER WASH WIRE PROTECTIO	1	1	2	2	3	3		

MOD.	LAVAVAJILLAS DE CINTA	ZONA	CONJUNTO FUNCIONAL LAVADO	PLANO	C-2508

ITEM	CODIGO	DENOMINACION	TEXTO	2700 I	2700 D	4000 I	4000 D	6000 I	6000 D		NOTAS
18	Z510725000	RAMA LAVADO LATERAL SUPERIOR	UPPER SIDE WASH BRANCH	2	2	4	4	6	6		ELIMINADO 24.05.10
18	Z510725600	RAMA LAVADO LATERAL SUPER. C	UPPER SIDE WASH BRANCH C	2	2	4	4	6	6		INTRODUCIDO 24.05.10
19	Z510728000	SUPLEMENTO RAMA	BRANCH SUPPLEMENT	2	2	4	4	6	6		
20	Z510906000	EMPALME SUPERIOR IMPULSIÓN	UPPER IMPULSE JOINT	1	1	2	2	3	3		
	Q881326000	ABRAZADERA 70 - 90	CLAMP 70 - 90	5	5	10	10	15	15		
21	Z510943000	PASAMUROS LAVADO SUPERIOR	UPPER WASH WIRE PROTECTIO	1	1	2	2	3	3		
22	Z510908000	JUNTA PASAMUROS	WIRE PROTECTION JOINT	2	2	4	4	6	6		
23	Z510701000	SOPORTE SUPLEMENTO SOLDADO	WELDED SUPPLEMENT SUPPOR	1	1	2	2	3	3		
24	Z510704000	SOP.SUPERIOR IZQUIERDO COMP.	COMPLETE UPPER LEFT SUPP.	1	1	2	2	3	3		
25	Z510717000	CONTRAPESO	COUNTER BALANCE	1	1	2	2	3	3		
	Q152046000	TORNILLO EXAG. CUELLO M6	HEXA. SCREW WITH NECK M6	2	2	4	4	6	6		
26	Z510708000	VARILLA SUJECIÓN SUPERIOR	UPPER FASTENING ROD	1	1	2	2	3	3		
27	Z510709000	SOPORTE SUPERIOR DERECHO	UPPER RIGHT SUPPORT.	1	1	2	2	3	3		
28	Z510916000	ASA ALIVIADERO LAVADO	WASH OVERFLOW HANDLE	1	1	2	2	3	3		
	Q162050000	TUERCA EXAGONAL M8	HEXAGONAL NUT M8	1	1	2	2	3	3		
29	Z510911000	ALIVIADERO LAVADO SOLDADO	WELDED WASH DOVERFLOW	1	1	2	2	3	3		
	Q307051000	JUNTA TÓRICA Ø41,41XØ36,17XØ2,(	O-RINGØ41,41xØ36,17xØ20.6	1	1	2	2	3	3		
30	Z710902000	PASAMUROS DESAGÜE	DRAINAGE WIRE PROTECTION	1	1	2	2	3	3		
	Q307059000	ARANDELA JUNTA Ø72XØ56X2	JOINT WASHER Ø72XØ56X2	1	1	2	2	3	3		
31	Q220001000	TUERCA RANURADA M-56X2,5	SLOTTED NUT M-56X20.5	1	1	2	2	3	3		
32	Z200910000	MANGUERA DESAGÜE	DRAINAGE PIPE	1	1	2	2	3	3		
	Q881324000	ABRAZADERA 50 - 70	CLAMP 50 - 70	1	1	2	2	3	3		
33	Z310721000	TAPÓN CIERRE	CLOSURE PLUG	7	7	14	14	21	21		
	Q307068000	JUNTA TÓRICA Ø33XØ27XØ3	O-RING Ø33xØ27xØ3	7	7	14	14	21	21		
34	Z510719000	DISTRIBUIDOR SUPERIOR LAVADO	WASH UPPER DISTRIBUTOR	1	1	2	2	3	3		
35	Z310721000	TAPÓN CIERRE	CLOSURE PLUG	4	4	8	8	12	12		
	Q307068000	JUNTA TÓRICA Ø33XØ27XØ3	O-RING Ø33xØ27xØ3	4	4	8	8	12	12		
36	Z510747000	RAMA LAVADO LATERAL INFERIOR	LOWER SIDE WASH BRANCH	2	2	4	4	6	6		ELIMINADO 24.05.10
36	Z510747600	RAMA LAVADO LATERAL INFER. C	LOWER SIDE WASH BRANCH C	2	2	4	4	6	6		INTRODUCIDO 24.05.10
37	Z510728000	SUPLEMENTO RAMA LATERAL	SIDE BRANCH SUPPLEMENT	2	2	4	4	6	6		
	Q152004000	TORNILLO APLASTADO M-5X13	SCREW M-5X13	4	4	8	8	12	12		

MOD.	LAVAVAJILLAS DE CINTA	ZONA	CONJUNTO FUNCIONAL LAVADO	PLANO	C-2508

ITEM	CODIGO	DENOMINACION	TEXTO	2700 I	2700 D	4000 I	4000 D	6000 I	6000 D		NOTAS
38	Z510739000	DISTRIBUIDOR INFERIOR LAVADO	WASH LOWER DISTRIBUTOR	1	1	2	2	3	3		
39	Z510715000	SOPORTE INFERIOR DERECHO	LOWER RIGHT SUPPORT	1	1	2	2	3	3		
40	Z510711000	SOPORTE INFERIOR IZQUIERDO	LOWER LEFT SUPPORT	1	1	2	2	3	3		
	Q302022000	ARANDELA PLANA Ø16XØ6X1,2	FLAT WASHER Ø16XØ6X10.2	4	4	8	8	12	12		
	Q262040000	ARANDELA MUELLE A-6	SPRING WASHER A-6	4	4	8	8	12	12		
	Q162040000	TUERCA EXAGONAL M6	HEXAGONAL NUT M6	4	4	8	8	12	12		
41	Z510714000	VARILLA SUJECIÓN INFERIOR	LOWER FASTENING ROD	1	1	2	2	3	3		

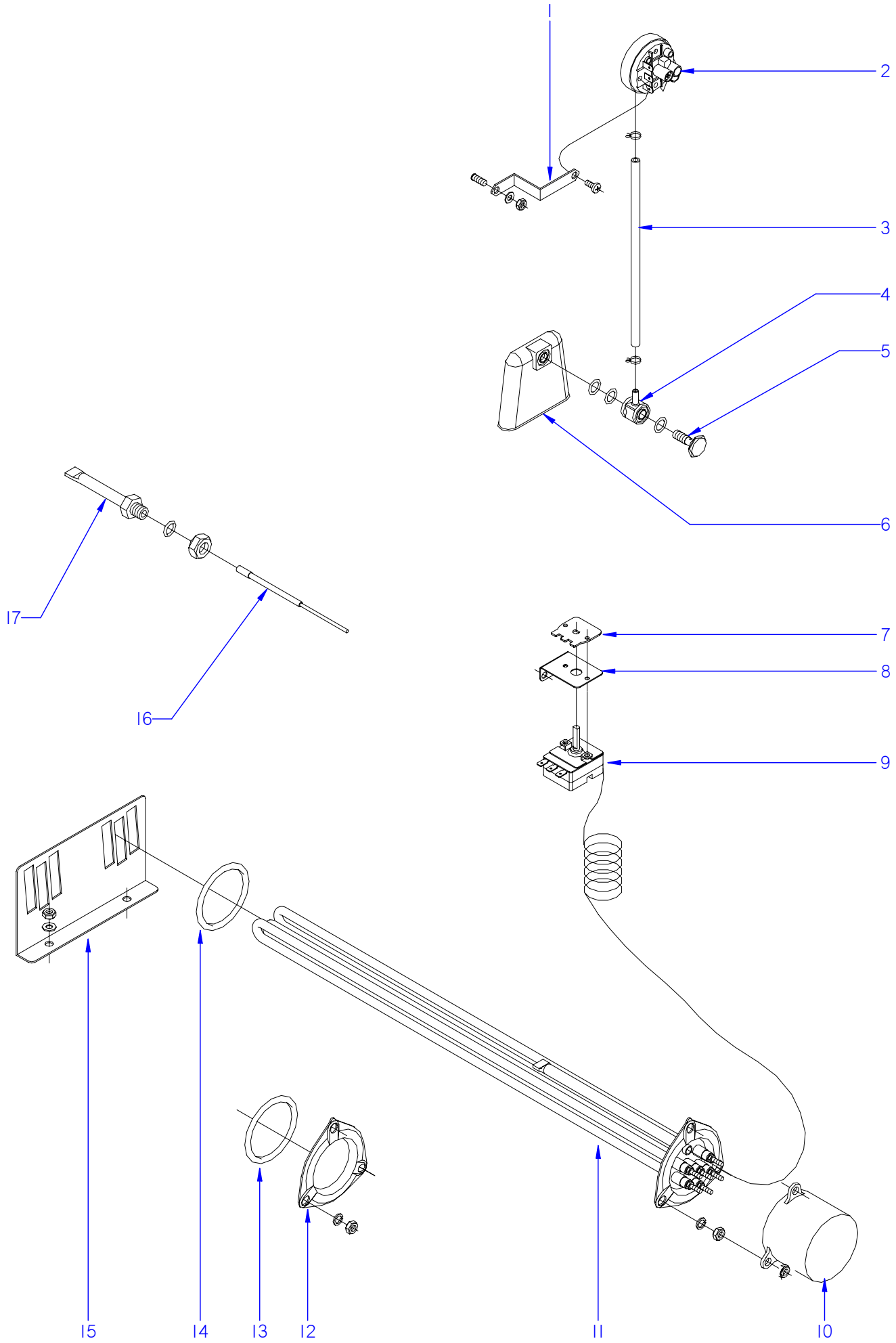

ITEM MARCADO EN COLOR = REPUESTO RECOMENDADO
COLOURED ITEM = RECOMMENDED SPARE PART

N plano	Firma	Fecha	Aparato	Lamina	
C-2509		2010-01	NIVELES Y CALENTAMIENTO DE LAVADO LAVAVAJILLAS DE CINTA	5	Fagor Industrial S.Coop. FAGOR Oñate

MOD.	LAVAVAJILLAS DE CINTA		ZONA	NIVELES Y CALENTAMIENTO DE LAVADO				PLANO	C-2509		
ITEM	CODIGO	DENOMINACION	TEXTO	2700 I	2700 D	4000 I	4000 D	6000 I	6000 D		NOTAS
1	P503068000	SOPORTE PRESOSTATO	PRESSOSTAT SUPPORT	1	1	2	2	3	3		
	Q082032000	TORNILLO ALOMADO BZ-3,5X9,5	CURVED SCREW BZ-3.5X90.5	1	1	2	2	3	3		
	Q162040000	TUERCA EXAGONAL M6	HEXAGONAL NUT M-6	1	1	2	2	3	3		
	Q232040000	ARANDELA PLANA A-6	FLAT WASHER A-6	1	1	2	2	3	3		
2	Z513001000	PRESOSTATO SIMPLE P.V.S.	SIMPLE PRESSOSTAT P.V.S.	1	1	2	2	3	3		
3	3702400000	TUBO DE GOMA Ø 8X4X240	RUBBER PIPE Ø 8X4X240	1	1	2	2	3	3		
	P102154000	BRIDA ELÁSTICA	ELASTIC YOKE	2	2	4	4	6	6		
4	Z203012000	EMPALME PRESOSTATO	PRESSOSTAT JOINT	1	1	2	2	3	3		
5	Z203013000	TORNILLO PRESOSTATO	PRESSOSTAT SCREW	1	1	2	2	3	3		
	Q307003000	JUNTA TÓRICA Ø16,01XØ10,77XØ2,(	O-RING Ø16,01xØ10,77xØ20.62	1	1	6	6	9	9		
6	Z203011000	CÁMARA PRESOSTATO	PRESSOSTAT CHAMBER	1	1	2	2	3	3		
7	Z273072000	REGULACION TERMOSTATO 63ºC	THERMOSTAT CONTROL 63ºC	1	1	1	1	2	2		
8	Z850111000	SOPORTE TERMOSTATO	THERMOSTAT SUPPORT	1	1	1	1	2	2		
	Q152024000	TORNILLO AVELLANADO M4x8	COUNTERSUNK BOLT M4x8	2	2	2	2	4	4		
	Q232040000	ARANDELA A6	WASHER A6	2	2	2	2	4	4		
	Q162040000	TUERCA EXAGONAL M6	HEXAGONAL NUT M6	2	2	2	2	4	4		
9	Z203014000	TERMOSTATO CALDERIN	WASH DRUM THERMOSTAT	1	1	1	1	2	2		
10	Z101723000	CAPERUZA RESISTENCIA	RESISTOR CAP	2	2	2	2	3	3		
	Q163140000	TUERCA EXAGONAL M-6 LATÓN	BRASS HEXAGONAL NUT M-6	12	12	12	12	18	18		
	Q232040000	ARANDELA PLANA A-6	FLAT WASHER A-6	6	6	6	6	9	9		
11	Z121741000	RESISTENCIA 230 V., 9.600 W.	RESISTOR 230 V., 9,600 W.	2	2	2	2	2	2		
11	Z129502000	RESISTENCIA 230 V., 12.000 W.	RESISTOR 230 V., 12,000 W.	_	_	_	_	1	1		
12	Z310703010	BRIDA CIEGA	BLIND YOKE	_	_	2	2	3	3		
	Q162040000	TUERCA EXAGONAL M6	HEXAGONAL NUT M-6	_	_	6	6	9	9		
	Q232040000	ARANDELA PLANA A-6	FLAT WASHER A-6	_	_	6	6	9	9		
13	Q307044000	JUNTA TÓRICA Ø 67,18X56,52X5,3	O-RING Ø 67,18x56,52x5,3	_	_	2	2	3	3		
14	Q307044000	JUNTA TÓRICA Ø 67,18X56,52X5,3	O-RING Ø 67,18x56,52x5,3	2	2	2	2	3	3		
15	Z513602000	SUJECIÓN RESISTENCIA	RESISTOR FASTENER	1	1	1	1	1	1		
	Q232040000	ARANDELA A6	WASHER A6	2	2	2	2	2	2		
	Q162040000	TUERCA EXAGONAL M6	HEXAGONAL NUT M6	2	2	2	2	2	2		

MOD.	LAVAVAJILLAS DE CINTA	ZONA	NIVELES Y CALENTAMIENTO DE LAVADO	PLANO	C-2509

ITEM	CODIGO	DENOMINACION	TEXTO	2700 I	2700 D	4000 I	4000 D	6000 I	6000 D		NOTAS
16	Z513023000	INDICADOR ANALÓGICO TANQUE L	ANALOGICAL INDICATOR	1	1	1	1	1	1		
	Q162070000	TUERCA EXAGONAL M-12	HEXAGONAL NUT M-12	1	1	1	1	1	1		
	Q307048000	JUNTA TÓRICA Ø16,18X9,12X3,53	O-RING Ø16,18x9,12x3,53	1	1	1	1	1	1		
17	Z263002000	VAINA INDICADOR COMPLETA	CASE FOR ANALOGICAL INDICAT	1	1	1	1	1	1		

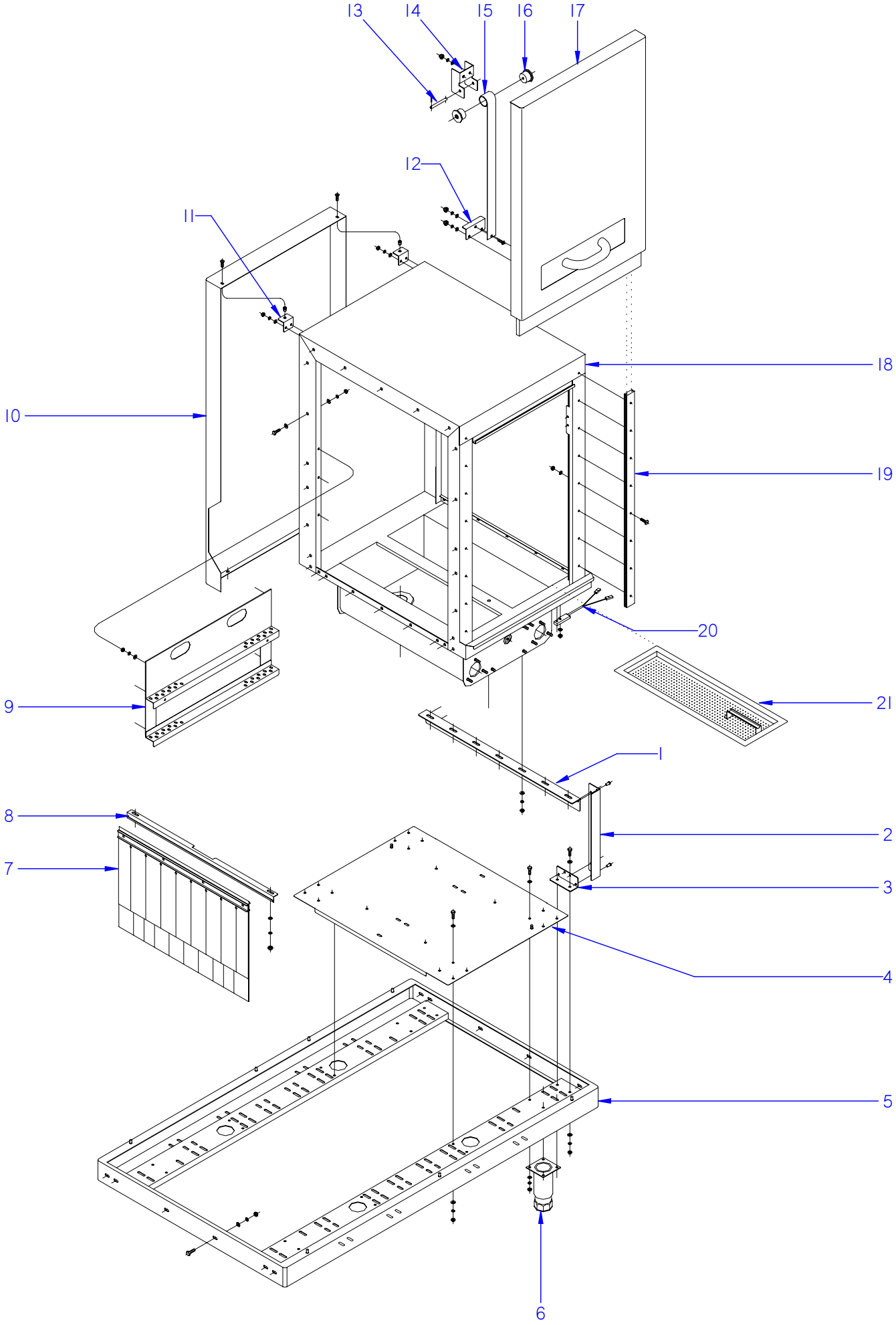

ITEM MARCADO EN COLOR = REPUESTO RECOMENDADO
COLOURED ITEM = RECOMMENDED SPARE PART

N plano	Firma	Fecha	Aparato		Lamina	
C-2510		2010-01	MODULO DE PREACLARADO LAVAVAJILLAS DE CINTA		6	Fagor Industrial S.Coop. FAGOR Oñate

MOD.	LAVAVAJILLAS DE CINTA	ZONA	MODULO DE PREACLARADO	PLANO	C-2510

ITEM	CODIGO	DENOMINACION	TEXTO	2700 I	2700 D	4000 I	4000 D	6000 I	6000 D		NOTAS
1	Z510113000	LARGUERO SOPORTE	CROSSBAR SUPPORT	1	1	1	1	1	1		
	Q302022000	ARANDELA 16X6X1.2 A.304	WASHER 16X6X1.2 A.304	7	7	7	7	7	7		
	Q262040000	ARANDELA GROW. A6 A.304	WASHER GROW. A6 A.304	7	7	7	7	7	7		
	Q162040000	TUERCA EXAGONAL M6	HEXAGONAL NUT M6	7	7	7	7	7	7		
2	Z510114000	POSTE	POST	2	2	2	2	2	2		
	Q411304000	REMACHE AVIBULB Ø4,8	AVIBULB RIVET Ø40.8	8	8	8	8	8	8		
3	Z510112000	BASE SOPORTE	SUPPORT BASE	2	2	2	2	2	2		
	Q012043000	TORNILLO EXAGONAL M6X20	HEXAGONAL BOLT M6X20	4	4	4	4	4	4		
	Q302022000	ARANDELA 16X6X1.2 A.304	WASHER 16X6X1.2 A.304	8	8	8	8	8	8		
	Q262040000	ARANDELA GROW. A6 A.304	WASHER GROW. A6 A.304	4	4	4	4	4	4		
	Q162040000	TUERCA EXAGONAL M6	HEXAGONAL NUT M6	4	4	4	4	4	4		
4	Z510104000	PANEL TRANSVERSAL PREACLARA	PRERINSE TRANSVERSE PANEL	1	1	1	1	1	1		
	Q012043000	TORNILLO EXAGONAL M6X20	HEXAGONAL BOLT M6X20	4	4	4	4	4	4		
	Q302022000	ARANDELA 16X6X1.2 A.304	WASHER 16X6X1.2 A.304	8	8	8	8	8	8		
	Q262040000	ARANDELA GROW. A6 A.304	WASHER GROW. A6 A.304	4	4	4	4	4	4		
	Q162040000	TUERCA EXAGONAL M6	HEXAGONAL NUT M6	4	4	4	4	4	4		
5	Z510101000	ARMAZÓN SOLDADO (LAVAD.-ACLA	WELDED FRAMEWORK (WASH-R	1	1	1	1	1	1		
	Q012053000	TORNILLO EXAGONAL M-8x20	HEXAGONAL BOLT M-8x20	8	8	12	12	16	16		
	Q232050000	ARANDELA PLANA A-8	FLAT WASHER A-8	8	8	12	12	16	16		
	Q262050000	ARANDELA GROW. A8 A.304	WASHER GROW. A8 A.304	8	8	12	12	16	16		
	Q162050000	TUERCA EXAGONAL M8	HEXAGONAL NUT M8	8	8	12	12	16	16		
6	X260151000	PATA REGULABLE	ADJUSTABLE LEG	4	4	8	8	12	12		
	Q012043000	TORNILLO EXAGONAL M6X20	HEXAGONAL BOLT M6X20	16	16	32	32	48	48		
	Q302022000	ARANDELA 16X6X1.2 A.304	WASHER 16X6X1.2 A.304	32	32	64	64	96	96		
	Q262040000	ARANDELA GROW. A6 A.304	WASHER GROW. A6 A.304	16	16	32	32	48	48		
	Q262040000	ARANDELA GROW. A6 A.304	WASHER GROW. A6 A.304	16	16	32	32	48	48		
7	Z276429000	CORTINA INTERIOR COMPLETA	COMPLETE INNER CURTAIN	1	1	1	1	1	1		
8	Z510344000	SUJECIÓN CORTINA	CURTAIN FASTENING	1	1	1	1	1	1		
	Q232040000	ARANDELA A6	WASHER A6	2	2	2	2	2	2		
	Q262040000	ARANDELA GROW. A6 A.304	WASHER GROW. A6 A.304	2	2	2	2	2	2		
	Q162040000	TUERCA EXAGONAL M6	HEXAGONAL NUT M6	2	2	2	2	2	2		

MOD.	LAVAVAJILLAS DE CINTA		ZONA	MODULO DE PREACLARADO						PLANO	C-2510
ITEM	CODIGO	DENOMINACION	TEXTO	2700 I	2700 D	4000 I	4000 D	6000 I	6000 D		NOTAS
9	Z511811000	GUÍA PREACLARADO COMPLETA	COMPLETE PRERINSE GUIDE	2	2	2	2	2	2		
	Q232040000	ARANDELA A6	WASHER A6	12	12	12	12	12	12		
	Q262040000	ARANDELA GROW. A6 A.304	WASHER GROW. A6 A.304	12	12	12	12	12	12		
	Q162040000	TUERCA EXAGONAL M6	HEXAGONAL NUT M6	12	12	12	12	12	12		
10	Z512929000	PANEL POSTERIOR PREACL. IZDO.	LEFT PRERINSE REAR PANEL	1	_	1	_	1	_		
10	Z512928000	PANEL POSTERIOR PREACL. DCHO	RIGHT PRERINSE REAR PANEL	_	1	_	1	_	1		
	Q152004000	TORNILLO APLASTADO M5x13 A304	FLAT HEADED BOLT M5x13 A304	2	2	2	2	2	2		
	Q221342000	REMACHE EXAGONAL M5	HEXAGONAL RIVET M5	2	2	2	2	2	2		
11	Z512963000	SOPORTE PANEL POSTERIOR	REAR PANEL SUPPORT	2	2	2	2	2	2		
	Q302022000	ARANDELA 16X6X1.2 A.304	WASHER 16X6X1.2 A.304	4	4	4	4	4	4		
	Q262040000	ARANDELA GROW. A6 A.304	WASHER GROW. A6 A.304	4	4	4	4	4	4		
	Q262040000	ARANDELA GROW. A6 A.304	WASHER GROW. A6 A.304	4	4	4	4	4	4		
12	Z510508000	SUJECIÓN RESORTE	SPRING SUPPORT	1	1	1	1	1	1		
13	Z270514000	EJE RESORTE	SPINDLE SPRING	1	1	1	1	1	1		
	Q352001000	PASADOR DE ALETAS Ø2X15	COTTER PIN Ø2X15	2	2	2	2	2	2		
14	Z510514000	SOPORTE RESORTE	SPRING SUPPORT	1	1	1	1	1	1		
	Q232040000	ARANDELA A6	WASHER A6	2	2	2	2	2	2		
	Q262040000	ARANDELA GROW. A6 A.304	WASHER GROW. A6 A.304	2	2	2	2	2	2		
	Q162040000	TUERCA EXAGONAL M6	HEXAGONAL NUT M6	2	2	2	2	2	2		
15	Z270513000	RESORTE FUERZA CONSTANTE	CONSTANT FORCE SPRING	1	1	1	1	1	1		
	Q152004000	TORNILLO APLASTADO M-5X13	SCREW M-5X13	1	1	1	1	1	1		
	Q232030000	ARANDELA A5	WASHER A5	1	1	1	1	1	1		
	Q152047000	TORNILLO CILÍNDRICO CON CUELL	CYLINDRICAL SCREW WITH NEC	2	2	2	2	2	2		
	Q212031000	TUERCA SOMBRERETE M-5	COWL NUT M-5	1	1	1	1	3	3		
16	Z270512000	ENCAJE RESORTE PUERTA	DOOR SOCKET SPRING	2	2	2	2	2	2		
17	Z510540000	PUERTA PREACLARADO COMPL.	COMPLETE PRERINSE DOOR	1	1	1	1	1	1		
18	Z511801000	CAJA-CUBA PREACLARADO	COMPL. PRERINSE BOX-TUB	1	1	1	1	1	1		
S/Nº	Z511808000	SUPLEMENTO CAJA PREACLARADO	PRERINSE BOX SUPPLEMENT	1	1	1	1	1	1		

MOD.	LAVAVAJILLAS DE CINTA	ZONA	MODULO DE PREACLARADO	PLANO	C-2510

ITEM	CODIGO	DENOMINACION	TEXTO	2700 I	2700 D	4000 I	4000 D	6000 I	6000 D		NOTAS
19	Z510331000	GUÍA PUERTA	DOOR GUIDE	2	2	2	2	2	2		
	Q152045000	TORNILLO AMARRE M-6X25	ANCHORING SCREW M-6X25	16	16	16	16	16	16		
	Q222012000	TUERCA AUTOBLOCANTE M-6	AUTOLOCK NUT M-6	16	16	16	16	16	16		
	Q232040000	ARANDELA A6	WASHER A6	16	16	16	16	16	16		
20	Z100522000	INTERRUPTOR MAGNÉTICO	MAGNETIC SWITCH	1	1	1	1	1	1		
	Q242010000	ARANDELA ABANICO A3 A.304	FAN WASHER A3 A.304	2	2	2	2	2	2		
	Q221311000	TUERCA EXAGONAL AUT.M3 H.ZIN	HEXAGONAL NUT AUT.M3 H.ZIN	2	2	2	2	2	2		
21	Z510808000	BANDEJA PREACLARADO COMPL.	COMPLETE PRERINSE PLATE	2	2	2	2	2	2		

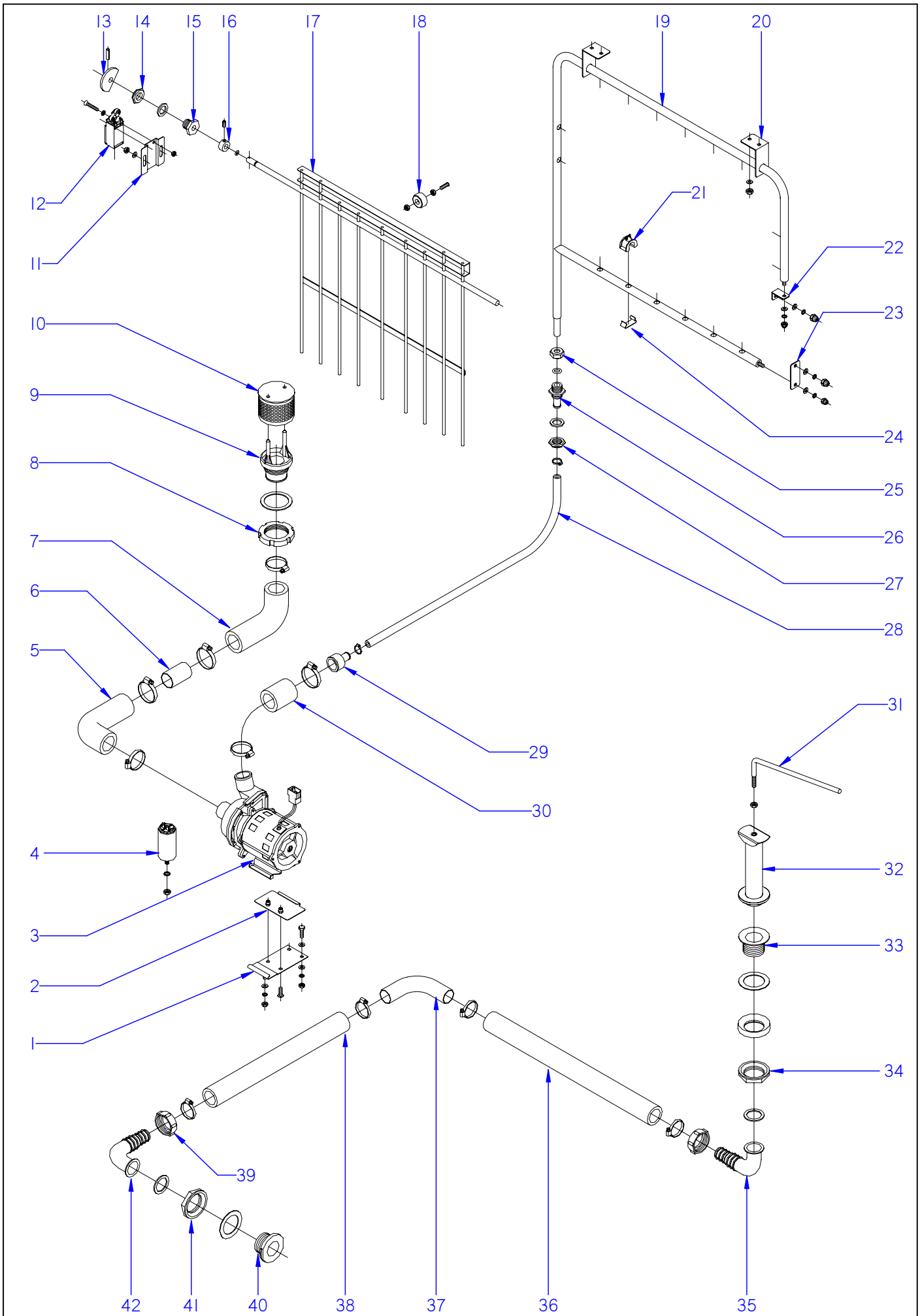

ITEM MARCADO EN COLOR = REPUESTO RECOMENDADO
COLOURED ITEM = RECOMMENDED SPARE PART

N plano	Firma	Fecha	Aparato		Lamina	
C-2511		2010-01	CONJUNTO FUNCIONAL PREACLARADO	LAVAVAJILLAS DE CINTA	7	Fagor Industrial S.Coop. FAGOR Oñate

MOD.	LAVAVAJILLAS DE CINTA	ZONA	CONJUNTO FUNCIONAL PREACLARADO	PLANO	C-2511

ITEM	CODIGO	DENOMINACION	TEXTO	2700 I	2700 D	4000 I	4000 D	6000 I	6000 D		NOTAS
1	Z162315000	SOPORTE MOTOBOMBA COMPL.	COMP. MOTOR PUMP SUPPORT	1	1	1	1	1	1		
2	Z162313000	AMARRE MOTOBOMBA COMPL.	COM. MOTOR PUMP ANCHORIN(	1	1	1	1	1	1		
	Q242030000	ARANDELA ABANICO A5 A.304	FAN SHAPED WASHER A.5	2	2	2	2	2	2		
	Q152004000	TORNILLO APLASTADO M5x13 A304	FLAT HEADED BOLT M5x13 A304	2	2	2	2	2	2		
3	Z401001000	BOMBA DE LAVADO	WASH PUMP	1	1	1	1	1	1		
4	V817100000	CONDENSADOR 6 M,F,	CONDENSER 6 M,F,	1	1	1	1	1	1		
	Q261050000	ARANDELA MUELLE A-8	SPRING WASHER A-8	1	1	1	1	1	1		
	Q162050000	TUERCA EXAGONAL M8	HEXAGONAL NUT M8	1	1	1	1	1	1		
5	Z710905000	CONDUCTO IMPULSION ANTER.	FRONT IMPULSE PIPE	1	1	1	1	1	1		
	Q881324000	ABRAZADERA 50 - 70	CLAMP 50 - 70	3	3	3	3	3	2		
6	Z510933000	CASQUILLO PREACLARADO	PRERINSE BUSH	1	1	1	1	1	1		
7	Z710905000	CONDUCTO IMPULSION ANTER.	FRONT IMPULSE PIPE	1	1	1	1	1	1		
	Q881324000	ABRAZADERA 50 - 70	CLAMP 50 - 70	3	3	3	3	3	2		
8	Q228005000	TUERCA RANURADA M-49X2,5	SLOTTED NUT M-49X20.5	1	1	1	1	1	1		
	Q307059000	ARANDELA JUNTA Ø72XØ56X2	JOINT WASHER Ø72XØ56X2	1	1	1	1	1	1		
9	Z600905000	PASAMUROS ASPIRACIÓN	EXTRACTOR WIRE PROTECTION	1	1	1	1	1	1		
10	Z600906000	FILTRO	FILTER	1	1	1	1	1	1		
11	Z511231000	SOPORTE MICRO ACLARADO	MICRO RINSE SUPPORT	1	1	1	1	1	1		
	Q152026000	TORNILLO AVELLANADO M-4X35	COUNTERSUNK SCREW M-4X35	2	2	2	2	2	2		
	Q242020000	ARANDELA ABANICO A-4	FAN SHAPED WASHER A-4	2	2	2	2	2	2		
	Q162020000	TUERCA EXAGONAL M4	HEXAGONAL NUT M4	2	2	2	2	2	2		
	Q222012000	TUERCA AUTOBLOCANTE M-6	AUTOLOCK NUT M-6	2	2	2	2	2	2		
	Q232040000	ARANDELA A6	WASHER A6	2	2	2	2	2	2		
12	Z513007000	FINAL DE CARRERA	END OF RUN	1	1	1	1	1	1		
13	Z511209000	LEVA	CAM	1	1	1	1	1	1		
	Q371031000	MANGUITO SUJECIÓN Ø3X20	FASTENING SOCKET Ø3X20	1	1	1	1	1	1		
14	Q223023000	TUERCA HEXAGONAL 5/8"	HEXAGONAL NUT 5/8"	1	1	1	1	1	1		
	Q307032000	ARANDELA JUNTA Ø32XØ21X3	JOINT WASHER Ø32XØ21X3	1	1	1	1	1	1		
15	Z511201000	CASQUILLO ROSCADO 5/8"	THREADED BUSH 5/8"	1	1	1	1	1	1		

MOD.	LAVAVAJILLAS DE CINTA		ZONA	CONJUNTO FUNCIONAL PREACLARADO					PLANO	C-2511

ITEM	CODIGO	DENOMINACION	TEXTO	2700 I	2700 D	4000 I	4000 D	6000 I	6000 D		NOTAS
16	Z511208000	TOPE EJE ACCIONADOR	ACTUATOR SPINDLE BUFFER	1	1	1	1	1	1		
	Q132041000	VARILLA ROSCADA M-6X10	THREADED ROD M-6X10	1	1	1	1	1	1		
	Q307070000	JUNTA TÓRICA Ø12,74X7,5X2,62	O-RING Ø12,74x7,5x20.62	1	1	1	1	1	1		
17	Z511202000	ACCIONADOR ACLARADO IZDO.	LEFT RINSE ACTUATOR	1	_	1	_	1	_		
17	Z511221000	ACCIONADOR ACLARADO DCHO.	RIGHT RINSE ACTUATOR	_	1	_	1	_	1		
18	Z510342000	TOPE ACCIONADOR ACLARADO	RINSE ACTUATOR BUFFER	1	1	1	1	1	1		
	Q222012000	TUERCA AUTOBLOCANTE M-6	AUTOLOCKING NUT M-6	1	1	1	1	1	1		
19	Z511921000	ÁRBOL PREACLARADO COMPL.	COMPL. PRERINSE ARBOUR	1	1	1	1	1	1		
20	Z511925000	AMARRE SUP. PREACLARADO A	UPPER ANCHORING PRERINSE A	2	2	2	2	2	2		
	Q262040000	ARANDELA GROW. A6 A.304	WASHER GROW. A6 A.304	4	4	4	4	4	4		
	Q162040000	TUERCA EXAGONAL M6	HEXAGONAL NUT M6	4	4	4	4	4	4		
21	Z311831000	TOBERA PREACLARADO	PRERINSE NOZZLE	16	16	16	16	16	16		
22	Z511926000	SUJEC.SUPERIOR PREACLARADO E	PRERINSE UPPER FASTENING B	1	1	1	1	1	1		
	Q262040000	ARANDELA GROW. A6 A.304	WASHER GROW. A6 A.304	2	2	2	2	2	2		
	Q212031000	TUERCA SOMBRERETE M-5	COWL NUT M-5	2	2	2	2	2	2		
	Q262030000	ARANDELA MUELLE A-5	SPRING WASHER A-5	2	2	2	2	2	2		
23	Z511907000	SUJ. RAMA INFERIOR PREACLARAD	PRERINSE LOWER BRANCH FAS	1	1	1	1	1	1		
	Q212040000	TUERCA SOMBRERETE M-6	COWL NUT M-6	1	1	1	1	1	1		
	Q262040000	ARANDELA GROW. A6 A.304	WASHER GROW. A6 A.304	1	1	1	1	1	1		
24	Z400711000	ENGANCHE TOBERA PREACLARAD	PRERINSE NOZZLE HOOK	16	16	16	16	16	16		
25	Q223108000	TUERCA M-24X2,5	NUT M-24X20.5	1	1	1	1	1	1		
	Q307063000	JUNTA TÓRICA Ø19,35X12,29X3,53	O-RING Ø19,35x12,29x3,53	1	1	1	1	1	1		
26	Z281901000	PASAMUROS ACLARADO	RINSE WIRE PROTECTION	1	1	1	1	1	1		
	Q307032000	ARANDELA JUNTA Ø32XØ21X3	JOINT WASHER Ø32XØ21X3	1	1	1	1	1	1		
27	Q223023000	TUERCA EXAGONAL 5/8 LATON	HEXAGONAL NUT 5/8 LATON	1	1	1	1	1	1		
28	3715300000	TUBO DE GOMA Ø24X14X800	RUBBER PIPE Ø24X14X800	1	1	1	1	1	1		
	Q881336000	ABRAZADERA 16 - 27	CLAMP 16 - 27	2	2	2	2	2	2		
29	Z162312000	REDUCCIÓN	REDUCTION	1	1	1	1	1	1		
30	Z162301000	CONDUCTO IMPULSIÓN	IMPULSE PIPE	1	1	1	1	1	1		
	Q881336000	ABRAZADERA 16 - 27	CLAMP 16 - 27	2	2	2	2	2	2		

MOD.	LAVAVAJILLAS DE CINTA	ZONA	CONJUNTO FUNCIONAL PREACLARADO	PLANO	C-2511

ITEM	CODIGO	DENOMINACION	TEXTO	2700 I	2700 D	4000 I	4000 D	6000 I	6000 D		NOTAS
31	Z510924000	ASA ALIVIADERO PREACLARADO	PRERINSE OVERFLOW HANDLE	1	1	1	1	1	1		
	Q162050000	TUERCA EXAGONAL M8	HEXAGONAL NUT M8	1	1	1	1	1	1		
32	Z510925000	ALIVIADERO PREACL. SOLDADO	WELDED PRERINSE OVERFLOW	1	1	1	1	1	1		
33	Z102104000	VÁLVULA DESAGÜE	DRAINAGE VALVE	1	1	1	1	1	1		
	Q307009000	ARANDELA JUNTA Ø70XØ48X1,5	JOINT WASHER Ø70XØ48X10.5	1	1	1	1	1	1		
	Q307026000	JUNTA ESPECIAL	SPECIAL JOINT	1	1	1	1	1	1		
34	Z702101000	TUERCA ROSCA 11/2 DELRIN	SCREW THREAD 11/2 DELRIN	1	1	1	1	1	1		
	Q307027000	ARANDELA JUNTA Ø45XØ35X2	JOINT WASHER Ø45XØ35X2	1	1	1	1	1	1		
35	Z602101000	CODO DESAGÜE	DRAINAGE ELBOW	1	1	1	1	1	1		
	Z602102000	TUERCA	NUT	1	1	1	1	1	1		
36	Z310933000	MANGUERA COMUNIC. PREACLAR.	PRERINSE CONNECTION PIPE	1	1	1	1	1	1		
37	Z310932000	CODO EMPALME	ELBOW JOINT	1	1	1	1	1	1		
	Q881307000	ABRAZADERA 40 - 60	CLAMP 40 - 60	4	4	4	4	4	4		
38	Z310912000	MANGUERA COMUNICACIÓN	CONNECTION PIPE	1	1	1	1	1	1		
39	Z602102000	TUERCA	NUT	1	1	1	1	1	1		
40	Z510931000	PASAMUROS	WIRE PROTECTION	1	1	1	1	1	1		
	Q307009000	ARANDELA JUNTA Ø70XØ48X1,5	JOINT WASHER Ø70XØ48X10.5	1	1	1	1	1	1		
41	Z702101000	TUERCA ROSCA 11/2 DELRIN	SCREW THREAD 11/2 DELRIN	1	1	1	1	1	1		
	Q307027000	ARANDELA JUNTA Ø45XØ35X2	JOINT WASHER Ø45XØ35X2	1	1	1	1	1	1		
42	Z602101000	CODO DESAGÜE	DRAINAGE ELBOW	1	1	1	1	1	1		

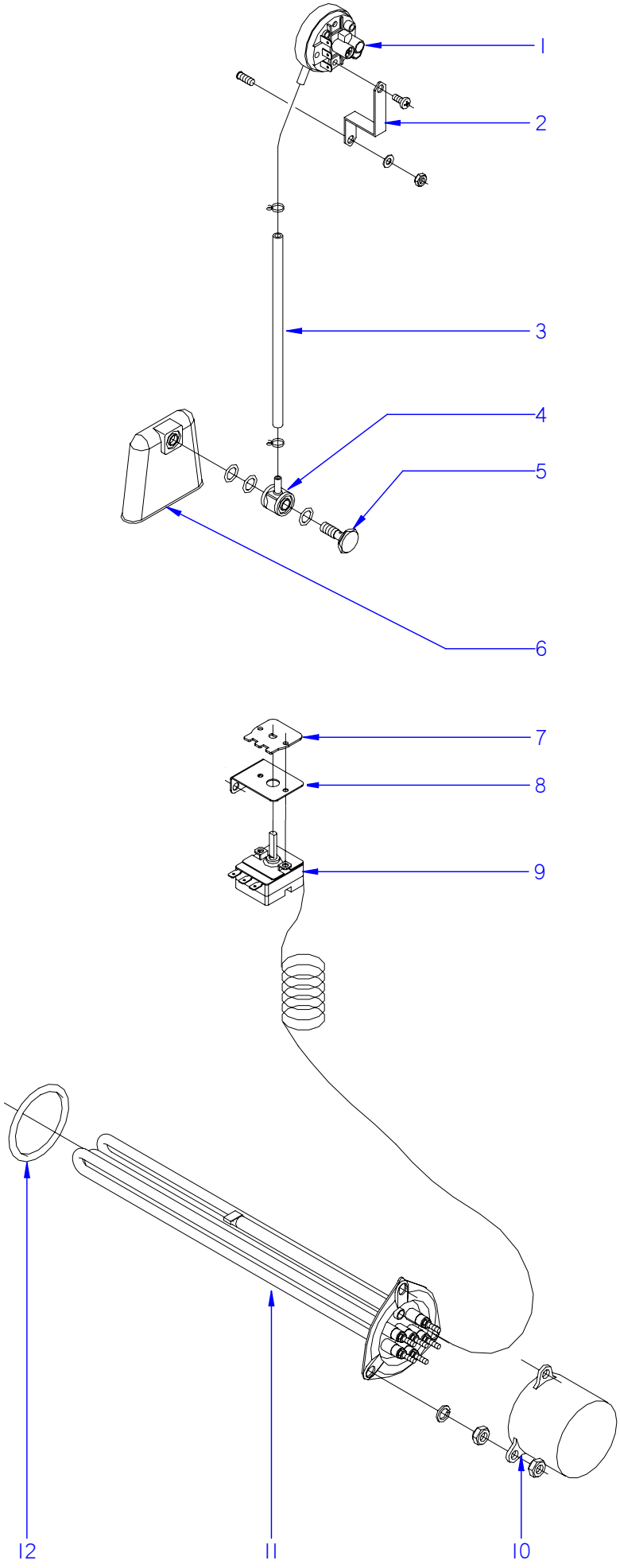

ITEM MARCADO EN COLOR = REPUESTO RECOMENDADO
COLOURED ITEM = RECOMMENDED SPARE PART

N plano	Firma	Fecha	Aparato	Lamina	
C-2512		2010-01	NIVELES Y CALENTAMIENTO DE PREACLARADO LAVAVAJILLAS DE CINTA	8	Fagor Industrial S.Coop. FAGOR Oñate

MOD.	LAVAVAJILLAS DE CINTA		ZONA	NIVELES Y CALENTAMIENTO DE PREACLARADO				PLANO	C-2512		
ITEM	CODIGO	DENOMINACION	TEXTO	2700 I	2700 D	4000 I	4000 D	6000 I	6000 D		NOTAS
1	Z313006000	PRESOSTATO SIMPLE	SIMPLE PRESSOSTAT	1	1	1	1	1	1		
2	Z602923000	SOPORTE PRESOSTATO	PRESSOSTAT SUPPORT	1	1	1	1	1	1		
	Q082032000	TORNILLO ALOMADO BZ-3,5X9,5	CURVED SCREW BZ-3.5X90.5	1	1	1	1	1	1		
	Q162040000	TUERCA EXAGONAL M6	HEXAGONAL NUT M-6	1	1	1	1	1	1		
	Q232040000	ARANDELA PLANA A-6	FLAT WASHER A-6	1	1	1	1	1	1		
3	3702400000	TUBO DE GOMA Ø 8X4X240	RUBBER PIPE Ø 8X4X240	1	1	1	1	1	1		
	P102154000	BRIDA ELÁSTICA	ELASTIC YOKE	2	2	2	2	2	2		
4	Z203012000	EMPALME PRESOSTATO	PRESSOSTAT JOINT	1	1	1	1	1	1		
5	Z203013000	TORNILLO PRESOSTATO	PRESSOSTAT SCREW	1	1	1	1	1	1		
	Q307003000	JUNTA TÓRICA Ø16,01XØ10,77XØ2,6	O-RING Ø16,01xØ10,77xØ20.62	3	3	3	3	3	3		
6	Z203011000	CÁMARA PRESOSTATO	PRESSOSTAT CHAMBER	1	1	1	1	1	1		
7	Z273073000	REGULACION TERMOSTATO 70ºC	THERMOSTAT CONTROL 70ºC	2	2	2	1	1	1		
8	Z850111000	SOPORTE TERMOSTATO	THERMOSTAT SUPPORT	1	1	1	1	1	1		
	Q152024000	TORNILLO AVELLANADO M4x8	COUNTERSUNK BOLT M4x8	2	2	2	2	2	2		
	Q232040000	ARANDELA A6	WASHER A6	2	2	2	2	2	2		
	Q162040000	TUERCA EXAGONAL M6	HEXAGONAL NUT M6	2	2	2	2	2	2		
9	Z203014000	TERMOSTATO CALDERIN	WASH DRUM THERMOSTAT	1	1	1	1	1	1		
10	Z101723000	CAPERUZA RESISTENCIA	RESISTOR CAP	2	2	2	2	2	2		
	Q163140000	TUERCA EXAGONAL M-6 LATÓN	BRASS HEXAGONAL NUT M-6	12	12	12	12	12	12		
	Q232040000	ARANDELA PLANA A-6	FLAT WASHER A-6	6	6	6	6	6	6		
11	Z313601000	RESISTENCIA 230 V., 5000 W.	RESISTOR 230 V., 5000 W.	2	2	2	2	2	2		
12	Q307044000	JUNTA TÓRICA Ø67,18XØ56,52XØ5,3	O-RING Ø67,18xØ56,52xØ50.30	2	2	2	2	2	2		

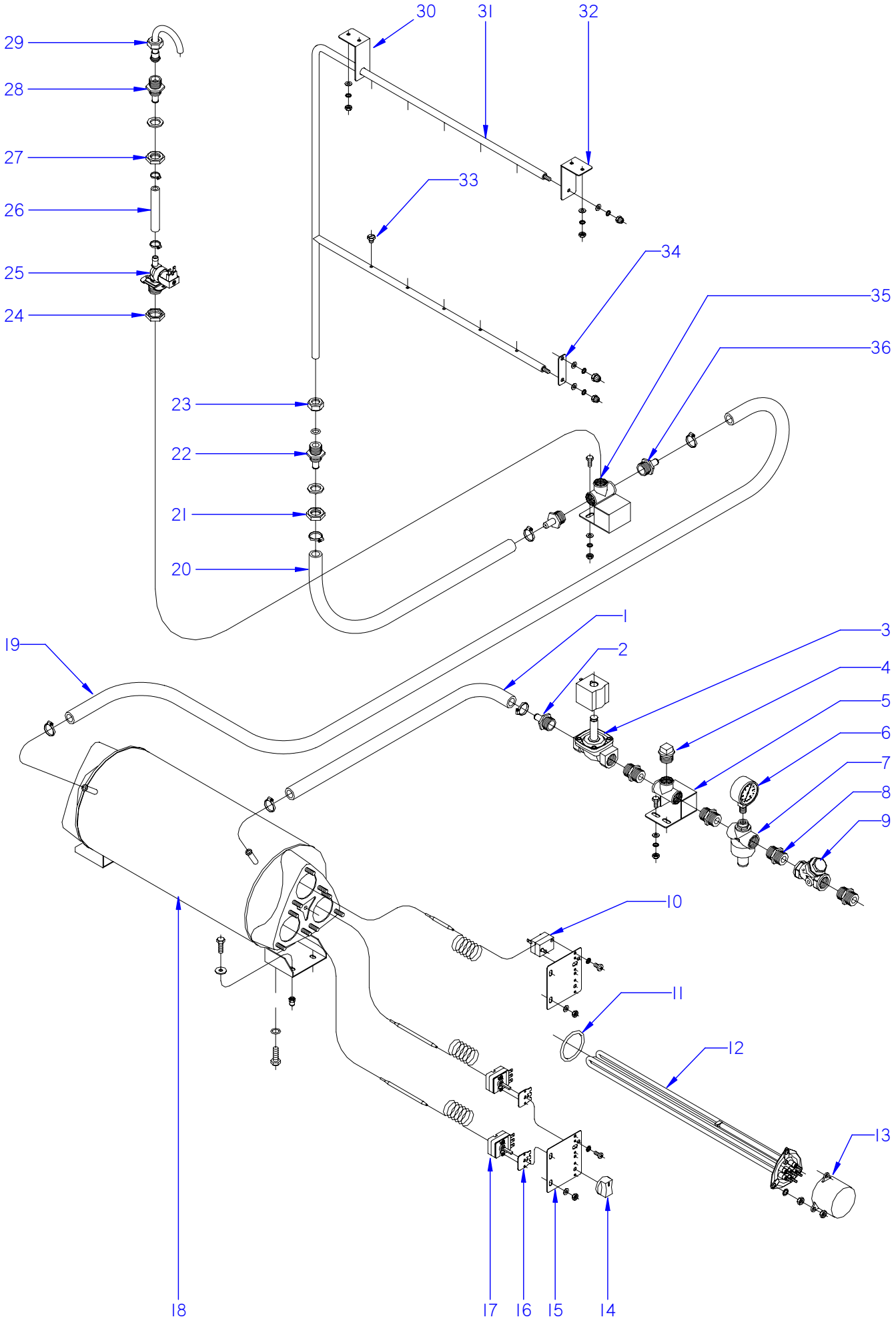

ITEM MARCADO EN COLOR = REPUESTO RECOMENDADO
COLOURED ITEM = RECOMMENDED SPARE PART

N plano	Firma	Fecha	Aparato	Lamina	
C-2513		2010-01	CONJUNTO FUNCIONAL ACLARADO LAVAVAJILLAS DE CINTA FI	9	Fagor Industrial S.Coop. FAGOR Onate

MOD.	LAVAVAJILLAS DE CINTA	ZONA	CONJUNTO FUNCIONAL ACLARADO	PLANO	C-2513

ITEM	CODIGO	DENOMINACION	TEXTO	FI-2700	FI-4000	FI-6000					NOTAS
1	3715300000	TUBO DE GOMA Ø24X14X800	RUBBER PIPE Ø24X14X800	1	1	1					
	Q881336000	ABRAZADERA 27 - 16	CLAMP 27 - 16	2	2	2					
2	Z316419000	EMPALME 3/4"	JOINT 3/4"	1	1	1					
3	Z102322000	ELECTROVALVULA 3/4" COMPL.	COMPL. ELECTROVALVE 3/4"	1	1	1					
4	Z311103000	TAPÓN 3/4"	LID 3/4"	1	1	1					
5	Z311101000	TE COMPLETO	COMPLETE T	1	1	1					
6	Z102316000	MANÓMETRO	PRESSURE GAUGE	1	1	1					
7	Z102307000	REDUCTOR DE PRESIÓN	PRESSURE REDUCER	1	1	1					
8	Z102301000	MANGUITO 3/4"	SOCKET 3/4"	4	4	4					
9	Z102308000	FILTRO 3/4"	FILTER 3/4"	1	1	1					
10	Z276365000	TERMOSTATO 150ºC	THERMOSTAT 150ºC	1	1	1					
	Q152024000	TORNILLO AVELLANADO M4x8	COUNTERSUNK BOLT M4x8	1	1	1					
11	Q307044000	JUNTA TÓRICA Ø67,18XØ56,52XØ5,3	O-RING Ø67,18xØ56,52xØ50.30	3	3	3					
12	Z129502000	RESISTENCIA 230 V., 12.000 W.	RESISTOR 230 V., 12,000 W.	3	3	3					
13	Z101723000	CAPERUZA RESISTENCIA	RESISTOR CAP	3	3	3					
	Q163140000	TUERCA EXAGONAL M-6 LATÓN	BRASS HEXAGONAL NUT M-6	18	18	18					
	Q232040000	ARANDELA PLANA A-6	FLAT WASHER A-6	9	9	9					
14	Z513024000	BOTÓN DE MANDO	CONTROL BUTTON	1	1	1					
15	Z273037000	SOPORTE TERMOSTATOS	THERMOSTAT SUPPORTS	2	2	2					
	Q232040000	ARANDELA PLANA A-6	FLAT WASHER A-6	2	4	4					
	Q162040000	TUERCA EXAGONAL M6	HEXAGONAL NUT M6	2	4	4					
16	Z273073000	REGULACION TERMOSTATO 70ºC	THERMOSTAT CONTROL 70ºC	2	2	2					
17	Z203014000	TERMOSTATO CALDERIN	WASH DRUM THERMOSTAT	2	2	2					
18	Z316426000	CUERPO CALDERIN COMPLETO	COMPLETE WASH DRUM BODY	1	1	1					
	Q012042000	TORNILLO EXAGONAL M6X15	HEXAGONAL SCREW M6X15	1	1	1					
	Q307048000	JUNTA TÓRICA Ø16,18X9,12X3,53	O-RING Ø16,18x9,12x3,53	1	1	1					
19	3715300000	TUBO DE GOMA Ø24X14X800	RUBBER PIPE Ø24X14X800	1	1	1					
20	3715300000	TUBO DE GOMA Ø24X14X800	RUBBER PIPE Ø24X14X800	1	1	1					
	Q881336000	ABRAZADERA 27 - 16	CLAMP 27 - 16	2	2	2					
21	Q223023000	TUERCA EXAGONAL 5/8 LATÓN	BRASS HEXAGONAL NUT 5/8	1	1	1					
	Q307032000	ARANDELA JUNTA Ø32X21X3	JOINT WASHER Ø32X21X3	1	1	1					

MOD.	LAVAVAJILLAS DE CINTA		ZONA	CONJUNTO FUNCIONAL ACLARADO					PLANO	C-2513	
ITEM	CODIGO	DENOMINACION	TEXTO	FI-2700	FI-4000	FI-6000					NOTAS
22	Z281901000	PASAMUROS ACLARADO	RINSE WIRE PROTECTION	1	1	1					
	Q307032000	ARANDELA JUNTA Ø32XØ21X3	JOINT WASHER Ø32XØ21X3	1	1	1					
23	Q223108000	TUERCA M-24X2,5	NUT M-24X20.5	1	1	1					
	Q307063000	JUNTA TÓRICA Ø19,35X12,29X3,53	O-RING Ø19,35x12,29x3,53	1	1	1					
24	Q221324000	TUERCA EXAGONAL 3/4" gas	HEXAGONAL NUT 3/4" gas	1	1	1					
25	Z701135000	ELECTROVALVUL. SIMPLE 255.208	SIMPLE SOLENOID VALVE	1	1	_					
25	P255001000	ELECTROVÁLVULA DOBLE	DOUBLE SOLENOID VALVE	_	_	1					
S/Nº	Z601156000	REGULADOR 8L RO. 254.034	REGULATOR 8L RO. 254.034	1	1	2					
26	3715300000	TUBO DE GOMA Ø17X10X1.700	RUBBER PIPE Ø17X10X1.700	1	1	1					
	Q881302000	ABRAZADERA 12 - 20	CLAMP 12 - 20	2	2	2					
27	Q223023000	TUERCA EXAGONAL 5/8 LATÓN	BRASS HEXAGONAL NUT 5/8	1	1	1					
	Q307032000	ARANDELA JUNTA Ø32X21X3	JOINT WASHER Ø32X21X3	1	1	1					
28	Z821910000	PASAMUROS CONDUCTO LLENADO	FILLING PIPE WIRE PROTECTION	1	1	2					
29	Z331101000	CONDUCTO DE LLENADO	FILLING PIPE	1	1	2					
	Q223106000	TUERCA UNIÓN CONDUCTO	PIPE NUT JOINT	1	1	2					
30	Z511905000	AMARRE SUPERIOR ACLARADO A	UPPER ANCHORING RINSE A	1	1	1					
31	Z511901000	ÁRBOL ACLARADO COMPLETO	COMPLETE RINSE ARBOUR	1	1	1					
32	Z511906000	AMARRE SUPERIOR ACLARADO B	UPPER ANCHORING RINSE B	1	1	1					
33	Z211903000	TOBERA DE ACLARADO	RINSE NOZZLE	10	10	10					
34	Z511907000	SUJEC. RAMA INFERIOR ACLARADO	RINSE LOWER BRANCH FASTEN	1	1	1					
35	Z311101000	TE COMPLETO	COMPLETE T	1	1	1					
36	Z316419000	EMPALME 3/4"	JOINT 3/4"	2	2	2					

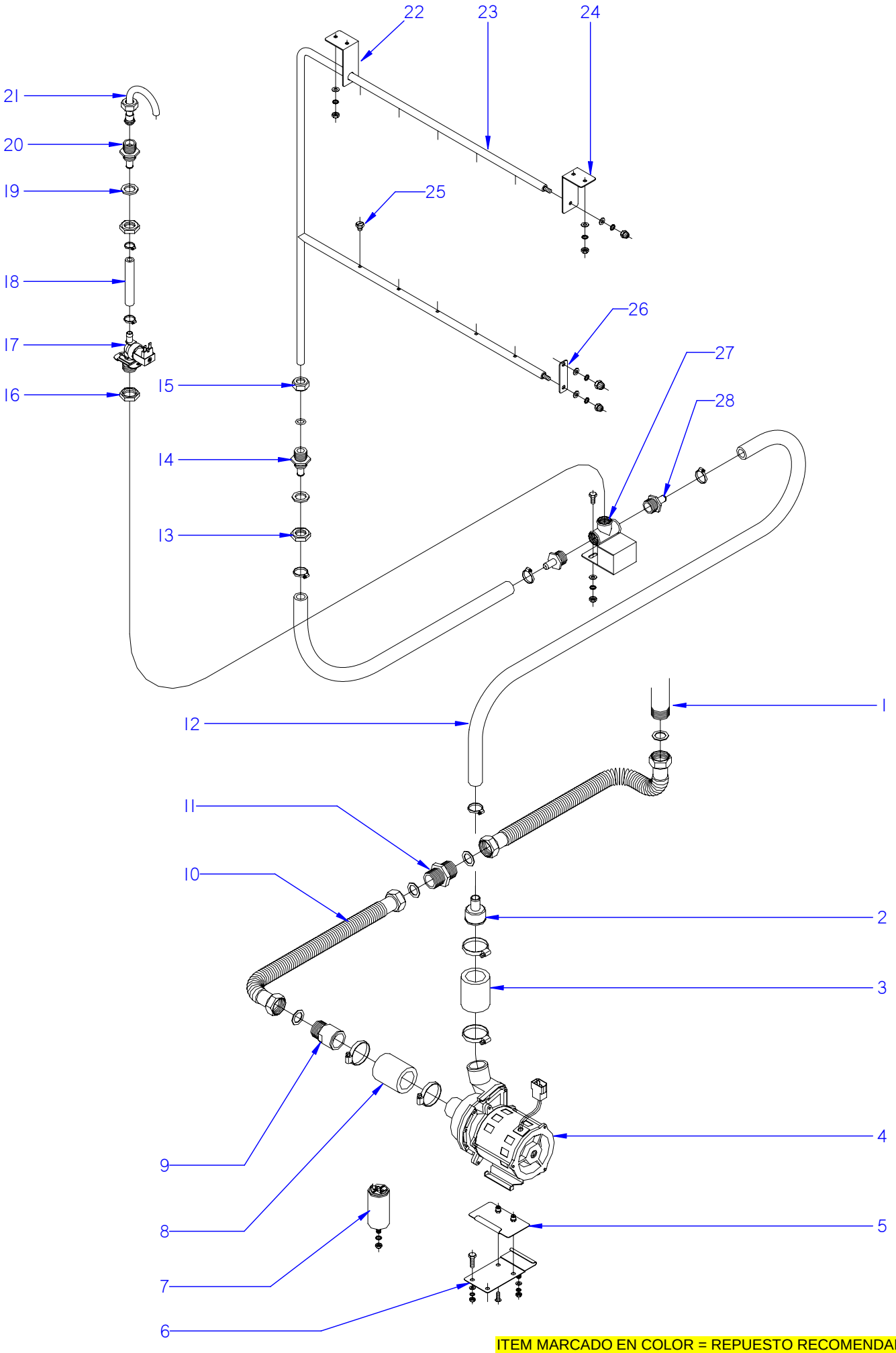

ITEM MARCADO EN COLOR = REPUESTO RECOMENDADO
COLOURED ITEM = RECOMMENDED SPARE PART

N plano	Firma	Fecha	Aparato		Lamina	
C-2514		2010-01	CONJUNTO FUNCIONAL ACLARADO LAVAVAJILLAS DE CINTA ECO		10	Fagor Industrial S.Coop. FAGOR Oñate

MOD.	LAVAVAJILLAS DE CINTA	ZONA	CONJUNTO FUNCIONAL ACLARADO	PLANO	C-2514

ITEM	CODIGO	DENOMINACION	TEXTO	ECO-2700	ECO-4000	ECO-6000					NOTAS
1	_____	SALIDA GENERADOR AGUA CALIEN	HOT WATER GENERATOR OUTLE	1	1	1					
2	Z162312000	REDUCCIÓN	REDUCTION	1	1	1					
3	Z162301000	COND. ASPIRACIÓN - IMPULSIÓN	EXTRACTOR PIPE - IMPULSE	1	1	1					
	Q881336000	ABRAZADERA 16 - 27	CLAMP 16 - 27	2	2	2					
4	Z401001000	BOMBA DE LAVADO	WASH PUMP	1	1	1					
5	Z162313000	AMARRE MOTOBOMBA COMPLETO	COM. MOTOR PUMP ANCHORING	1	1	1					
	Q242030000	ARANDELA ABANICO A5 A.304	FAN SHAPED WASHER A.5	2	2	2					
	Q152004000	TORNILLO APLASTADO M5x13 A304	FLAT HEADED BOLT M5x13 A304	2	2	2					
6	Z162315000	SOPORTE MOTOBOMBA COMPL.	COMP. MOTOR PUMP SUPPORT	1	1	1					
7	V817100000	CONDENSADOR 6 M,F,	CONDENSER 6 M,F,	1	1	1					
	Q261050000	ARANDELA MUELLE A-8	SPRING WASHER A-8	1	1	1					
	Q162050000	TUERCA EXAGONAL M8	HEXAGONAL NUT M8	1	1	1					
8	Z162301000	COND. ASPIRACIÓN - IMPULSIÓN	EXTRACTOR PIPE - IMPULSE	1	1	1					
	Q881336000	ABRAZADERA 16 - 27	CLAMP 16 - 27	2	2	2					
9	Z701102000	MANGUITO	SOCKET	1	1	1					
10	Z951101000	TUBO CORRUGADO	FLEXIBLE TUBE	3	3	3					
	Q306038000	ARANDELA JUNTA Ø31X21X1,5	JOINT WASHER Ø31X21X1,5	6	6	6					
11	Z162306000	MANGUITO DOBLE 1"	DOUBLE SOCKET 1"	2	2	2					
12	3715300000	TUBO DE GOMA Ø24X14X1300	RUBBER PIPE Ø24X14X1300	2	2	2					
	Q881336000	ABRAZADERA 16/27	CLAMP 16/27	4	4	4					
13	Q223023000	TUERCA EXAGONAL 5/8 LATÓN	BRASS HEXAGONAL NUT 5/8	1	1	1					
	Q307032000	ARANDELA JUNTA Ø32X21X3	JOINT WASHER Ø32X21X3	1	1	1					
14	Z281901000	PASAMUROS ACLARADO	RINSE WIRE PROTECTION	1	1	1					
	Q307032000	ARANDELA JUNTA Ø32XØ21X3	JOINT WASHER Ø32XØ21X3	1	1	1					
15	Q223108000	TUERCA M-24X2,5	NUT M-24X20.5	1	1	1					
	Q307063000	JUNTA TÓRICA Ø19,35X12,29X3,53	O-RING Ø19,35x12,29x3,53	1	1	1					
16	Q221324000	TUERCA EXAGONAL 3/4" GAS	HEXAGONAL NUT 3/4" GAS	1	1	1					
17	Z701135000	ELECTROVALVUL. SIMPLE 255.208	SIMPLE SOLENOID VALVE	1	1	_					
17	P255001000	ELECTROVÁLVULA DOBLE	DOUBLE SOLENOID VALVE	_	_	1					
S/Nº	Z601156000	REGULADOR 8L RO. 254.034	REGULATOR 8L RO. 254.034	1	1	2					

MOD.	LAVAVAJILLAS DE CINTA	ZONA	CONJUNTO FUNCIONAL ACLARADO	PLANO	C-2514

ITEM	CODIGO	DENOMINACION	TEXTO	ECO-2700	ECO-4000	ECO-6000					NOTAS
18	3715300000	TUBO DE GOMA Ø17X10X1.700	RUBBER PIPE Ø17X10X1.700	1	1	1					
	Q881302000	ABRAZADERA 12 - 20	CLAMP 12 - 20	2	2	2					
19	Q223023000	TUERCA EXAGONAL 5/8 LATÓN	BRASS HEXAGONAL NUT 5/8	1	1	1					
	Q307032000	ARANDELA JUNTA Ø32X21X3	JOINT WASHER Ø32X21X3	1	1	1					
20	Z821910000	PASAMUROS CONDUCTO LLENADO	FILLING PIPE WIRE PROTECTION	1	1	2					
21	Z331101000	CONDUCTO DE LLENADO	FILLING PIPE	1	1	2					
	Q223106000	TUERCA UNIÓN CONDUCTO	PIPE NUT JOINT	2	2	2					
22	Z511905000	AMARRE SUPERIOR ACLARADO A	UPPER ANCHORING RINSE A	1	1	1					
23	Z511901000	ÁRBOL ACLARADO COMPLETO	COMPLETE RINSE ARBOUR	1	1	1					
24	Z511906000	AMARRE SUPERIOR ACLARADO B	UPPER ANCHORING RINSE B	1	1	1					
25	Z211903000	TOBERA DE ACLARADO	RINSE NOZZLE	10	10	10					
26	Z511907000	SUJEC. RAMA INFERIOR ACLARADO	RINSE LOWER BRANCH FASTEN	1	1	1					
27	Z311101000	TE COMPLETO	COMPLETE T	1	1	1					
28	Z316419000	EMPALME 3/4"	JOINT 3/4"	2	2	2					

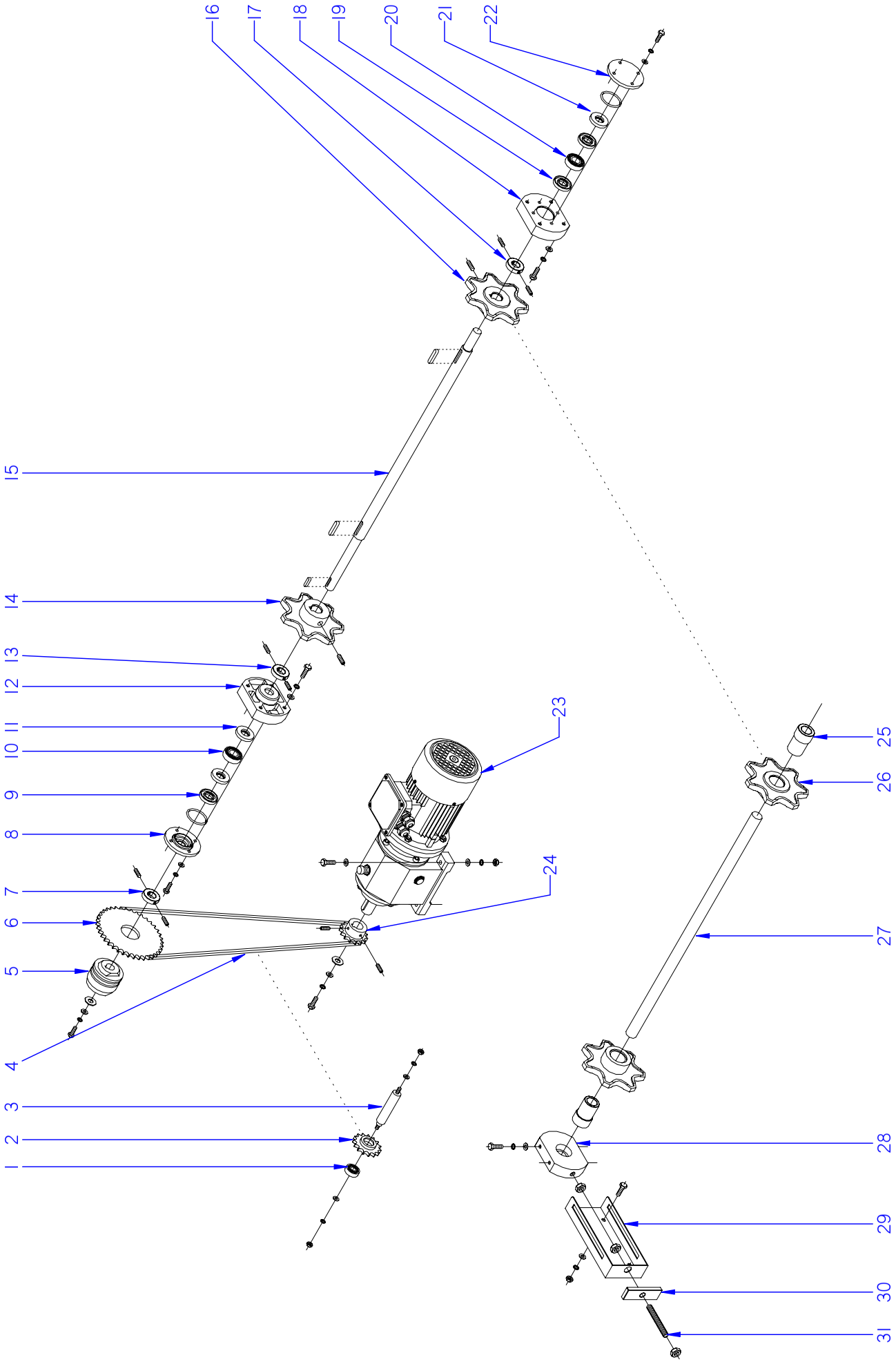

ITEM MARCADO EN COLOR = REPUESTO RECOMENDADO
COLOURED ITEM = RECOMMENDED SPARE PART

N plano	Firma	Fecha	Aparato	Lamina	
C-2515		2010-01	SISTEMA DE ARRASTRE LAVAVAJILLAS DE CINTA	11	Fagor Industrial S.Coop. Oñate

MOD.	LAVAVAJILLAS DE CINTA	ZONA	SISTEMA DE ARRASTRE	PLANO	C-2515

ITEM	CODIGO	DENOMINACION	TEXTO	2700	4000	6000					NOTAS
1	Z515007000	RODAMIENTO 6201 - 2Z	BEARING 6201 - 2Z	1	1	1					
	Q302022000	ARANDELA 16X6X1.2 A.304	WASHER 16X6X1.2 A.304	1	1	1					
	Q222012000	TUERCA AUTOBLOCANTE M-6	AUTOLOCK NUT M-6	1	1	1					
2	Z515006000	PIÑÓN	PINION	1	1	1					
3	Z515005000	EJE PIÑÓN	PINION SPINDLE	1	1	1					
	Q232050000	ARANDELA A8	WASHER A8	1	1	1					
	Q262050000	ARANDELA GROW. A8 A.304	WASHER GROW. A8 A.304	1	1	1					
	Q162050000	TUERCA EXAGONAL M8X1 INOX	HEXAGONAL NUT M8X1 INOX	1	1	1					
4	Z275008000	CADENA IRIS 12,7X7,95X730	IRIS CHAIN 12.7X7,95X730	2	2	2					
	Z105012000	ENGANCHE EXTREMOS CADENA	CHAIN END HOOK	2	2	2					
5	Z105008000	LIMITADOR DE PAR LS-70	TORQUE LIMITER LS-70	1	1	1					
	Q302022000	ARANDELA 16X6X1.2 A.304	WASHER 16X6X1.2 A.304	1	1	1					
	Q262040000	ARANDELA GROW. A6 A.304	WASHER GROW. A6 A.304	1	1	1					
	Q012042000	TORNILLO EXAGONAL M6X15	HEXAGONAL SCREW M6X15	1	1	1					
6	Z515008000	CORONA	ANNULUS	1	_	_					
6	Z535008000	CORONA	ANNULUS	_	1	_					
6	Z555008000	CORONA	ANNULUS	_	_	1					
7	Z515024000	TOPE RUEDA MOTRIZ	DRIVER BUFFER	1	1	1					
	Q132002000	VARILLA ROSCADA M-5X16	THREADED ROD M-5X16	2	2	2					
8	Z515016000	CUBIERTA POSTERIOR RODAMIENT	BEARINGS REAR COVER	1	1	1					
	Q262040000	ARANDELA GROW. A6 A.304	WASHER GROW. A6 A.304	4	4	4					
	Q232040000	ARANDELA A6	WASHER A6	4	4	4					
	Q012042000	TORNILLO EXAGONAL M6X15	HEXAGONAL SCREW M6X15	4	4	4					
	Q307071000	JUNTA TÓRICA Ø51,1X44,04X3,53	O-RING Ø51,1x44,04x3,53	1	1	1					
9	Z515015000	RETEN Ø42XØ20X7	RETAINER Ø42XØ20X7	2	2	2					
10	Z515014000	RODAMIENTO 6004 - 2RS	BEARING 6004 - 2RS	1	1	1					
11	Z515015000	RETEN Ø42XØ20X7	RETAINER Ø42XØ20X7	1	1	1					

MOD.	LAVAVAJILLAS DE CINTA	ZONA	SISTEMA DE ARRASTRE	PLANO	C-2515

ITEM	CODIGO	DENOMINACION	TEXTO	2700	4000	6000					NOTAS
12	Z515013000	SOPORTE RODAMIENTO	BEARING SUPPORT	1	1	1					
	Q012055000	TORNILLO EXAGONAL M8X30	HEXAGONAL SCREW M8X30	4	4	4					
	Q232050000	ARANDELA A8	WASHER A8	4	4	4					
	Q262050000	ARANDELA GROW. A8 A.304	WASHER GROW. A8 A.304	4	4	4					
	Q162050000	TUERCA EXAGONAL M8X1 INOX	HEXAGONAL NUT M8X1 INOX	4	4	4					
13	Z515024000	TOPE RUEDA MOTRIZ	DRIVER BUFFER	1	1	1					
	Q132002000	VARILLA ROSCADA M-5X16	THREADED ROD M-5X16	2	2	2					
14	Z515021000	RUEDA MOTRIZ COMPLETA	COMPLETE DRIVER	1	1	1					
	Q132001000	VARILLA ROSCADA M-8X16	THREADED ROD M-8X16	1	1	1					
15	Z515011000	EJE MOTRIZ	DRIVING PIN	1	1	1					
	Z105014000	CHAVETA 25X6X6	KEY 25X6X6	1	1	1					
	Z515012000	CHAVETA 40X8X7	KEY 40X8X7	2	2	2					
16	Z515021000	RUEDA MOTRIZ COMPLETA	COMPLETE DRIVER	1	1	1					
	Q132001000	VARILLA ROSCADA M-8X16	THREADED ROD M-8X16	1	1	1					
17	Z515024000	TOPE RUEDA MOTRIZ	DRIVER BUFFER	1	1	1					
	Q132002000	VARILLA ROSCADA M-5X16	THREADED ROD M-5X16	2	2	2					
18	Z515013000	SOPORTE RODAMIENTO	BEARING SUPPORT	1	1	1					
	Q012055000	TORNILLO EXAGONAL M8X30	HEXAGONAL SCREW M8X30	4	4	4					
	Q232050000	ARANDELA A8	WASHER A8	4	4	4					
	Q262050000	ARANDELA GROW. A8 A.304	WASHER GROW. A8 A.304	4	4	4					
	Q162050000	TUERCA EXAGONAL M8X1 INOX	HEXAGONAL NUT M8X1 INOX	4	4	4					
19	Z515015000	RETEN Ø42XØ20X7	RETAINER Ø42XØ20X7	1	1	1					
20	Z515014000	RODAMIENTO 6004 - 2RS	BEARING 6004 - 2RS	1	1	1					
21	Z515015000	RETEN Ø42XØ20X7	RETAINER Ø42XØ20X7	2	2	2					
22	Z515018000	CUBIERTA ANTERIOR RODAMIENTO	BEARINGS FRONT COVER	1	1	1					
	Q262040000	ARANDELA GROW. A6 A.304	WASHER GROW. A6 A.304	4	4	4					
	Q232040000	ARANDELA A6	WASHER A6	4	4	4					
	Q012042000	TORNILLO EXAGONAL M6X15	HEXAGONAL SCREW M6X15	4	4	4					
	Q307071000	JUNTA TÓRICA Ø51,1X44,04X3,53	O-RING Ø51,1x44,04x3,53	1	1	1					

MOD.	LAVAVAJILLAS DE CINTA	ZONA	SISTEMA DE ARRASTRE	PLANO	C-2515

ITEM	CODIGO	DENOMINACION	TEXTO	2700	4000	6000					NOTAS
23	Z515001000	MOTORREDUCTOR	GEARED MOTOR	1	1	1					
	Q012055000	TORNILLO EXAGONAL M8X30	HEXAGONAL SCREW M8X30	4	4	4					
	Q232050000	ARANDELA A8	WASHER A8	4	4	4					
	Q262050000	ARANDELA GROW. A8 A.304	WASHER GROW. A8 A.304	4	4	4					
	Q162050000	TUERCA EXAGONAL M8X1 INOX	HEXAGONAL NUT M8X1 INOX	4	4	4					
24	Z515002000	PIÑÓN	PINION	1	1	1					
	Q012052000	TORNILLO EXAGONAL M8X15	HEXAGONAL SCREW M8X15	1	1	1					
	Q301010000	ARANDELA 27x12,5x2,5 HIER	WASHER 27x12,5x2,5 HIER	1	1	1					
	Q232050000	ARANDELA A8	WASHER A8	1	1	1					
	Q262050000	ARANDELA GROW. A8 A.304	WASHER GROW. A8 A.304	1	1	1					
	Q132041000	VARILLA ROSCADA M-6X10	THREADED ROD M-6X10	1	1	1					
25	Z515036000	CASQUILLO EJE AUXILIAR	AUXILIARY SPINDLE SOCKET	2	2	2					
26	Z515033000	RUEDA AUXILIAR COMPLETA	COMPLETE AUXILIARY WHEEL	2	2	2					
27	Z515032000	EJE AUXILIAR	AUXILIARY SPINDLE	1	1	1					
28	Z515031000	TENSOR	TURNBUCKLE	2	2	2					
29	Z510438000	SOPORTE TENSOR	TURNBUCKLE SUPPORT	2	2	2					
30	Z510439000	CALZO TENSOR	TURNBUCKLE WEDGE	2	2	2					
31	Z510437000	ESPÁRRAGO ROSCADO M-12X90	THREADED STUD-BOLT M-12X90	2	2	2					
	Q162070000	TUERCA EXAGONAL M12	HEXAGONAL NUT M12	6	6	6					

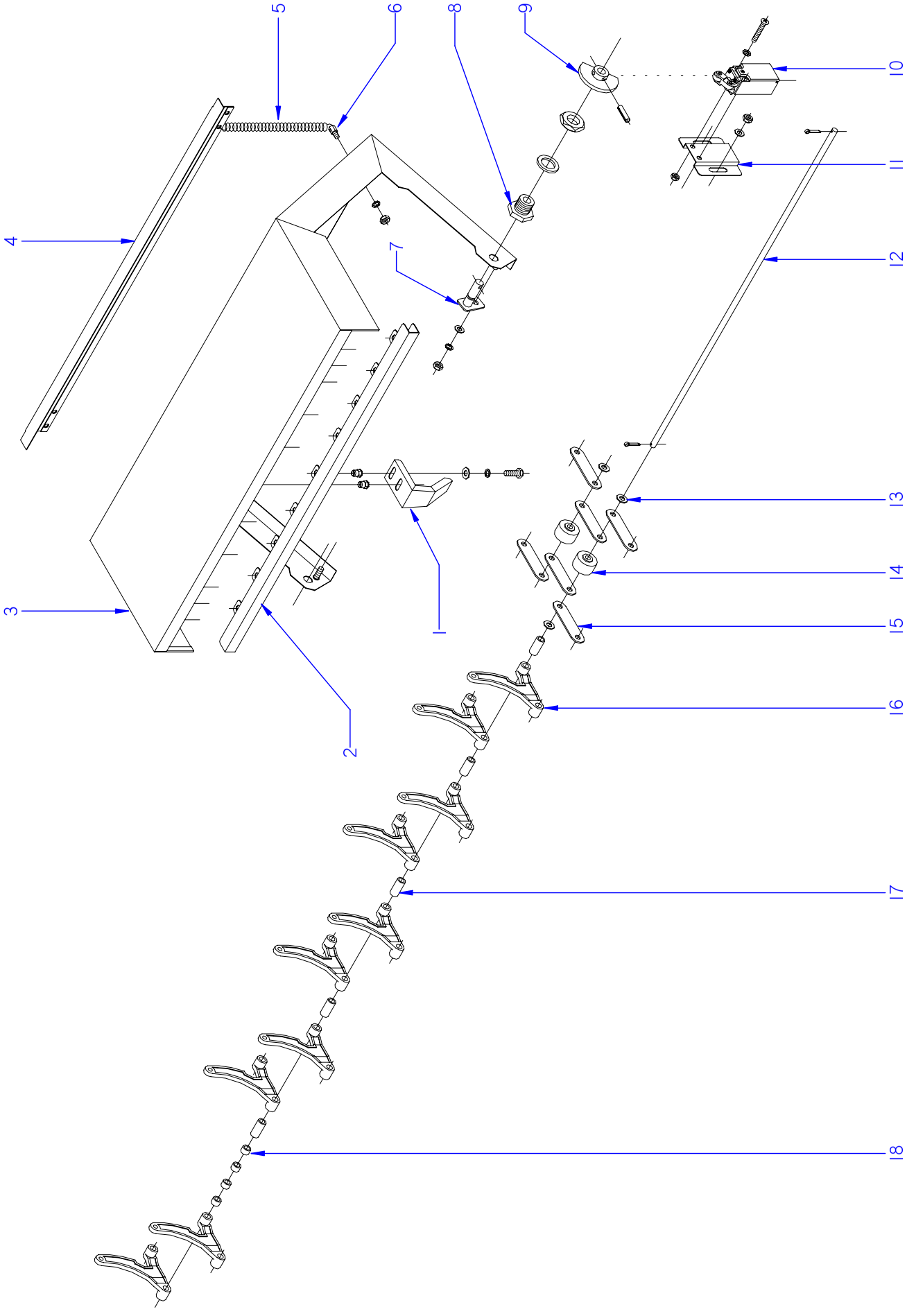

ITEM MARCADO EN COLOR = REPUESTO RECOMENDADO
COLOURED ITEM = RECOMMENDED SPARE PART

N plano	Firma	Fecha	Aparato		Lamina	
C-2516		2010-01	CINTA Y TOPE PLATOS	LAVAVAJILLAS DE CINTA	12	Fagor Industrial S.Coop. Oñate FAGOR

MOD.	LAVAVAJILLAS DE CINTA	ZONA	CINTA Y TOPE PLATOS	PLANO	C-2516

ITEM	CODIGO	DENOMINACION	TEXTO	2700	4000	6000				NOTAS
1	Z512946000	SUPLEMENTO TOPE PLATOS	SUPLEMENTO TOPE PLATOS	9	9	9				
	Q012031000	TORNILLO EXAGONAL M5X10	HEXAGONAL SCREW5X10	18	18	18				
	Q262030000	ARANDELA GROW. A5 A.304	WASHER GROW. A5 A.304	18	18	18				
	Q302022000	ARANDELA 16X6X1.2 A.304	WASHER 16X6X1.2 A.304	18	18	18				
2	Z512945000	SOP. SUPLEMENTO TOPE PLATOS	EXTRA PLATE BUFFER SUPPOR	1	1	1				
	Q221342000	REMACHE EXAGONAL M5	HEXAGONAL RIVET M5	18	18	18				
3	Z512937000	TOPE PLATOS COMPLETO	COMPLETE PLATE BUFFER	1	1	1				
4	Z512944000	AMARRE RESORTE	SPRING ANCHORING	1	1	1				SOLDADO A TAPA TOPE PLATOS
5	Z512955000	RESORTE TOPE PLATOS	PLATE BUFFER SPRING	2	2	2				
	Q262030000	ARANDELA GROW. A5 A.304	WASHER GROW. A5 A.304	4	4	4				
	Q162030000	TUERCA EXAGONAL M5	HEXAGONAL NUT M5	4	4	4				
6	Z512954000	SUJECIÓN RESORTE	SPRING SUPPORT	2	2	2				
7	Z512951000	EJE TOPE PLATOS SOLDADO	WELDED PLATE BUFFER SPINDL	2	2	2				
	Q302022000	ARANDELA 16X6X1.2 A.304	WASHER 16X6X1.2 A.304	2	2	2				
	Q262040000	ARANDELA GROW. A6 A.304	WASHER GROW. A6 A.304	2	2	2				
	Q162040000	TUERCA EXAGONAL M6	HEXAGONAL NUT M6	2	2	2				
8	Z511201000	CASQUILLO ROSCADO 5/8"	THREADED BUSH 5/8"	2	2	2				
	Q307032000	JUNTA Ø32X21X3	JOINT Ø32x21x3	2	2	2				
	Q223023000	TUERCA EXAGONAL 5/8 LATÓN	HEXAGONAL NUT 5/8 LATÓN	2	2	2				
9	Z511209000	LEVA	CAM	1	1	1				
	Q371031000	MANGUITO SUJECIÓN Ø3X20	FASTENING SOCKET Ø3X20	1	1	1				
10	Z513007000	FINAL DE CARRERA	END OF RUN	1	1	1				
11	Z511231000	SOPORTE MICRO ACLARADO	MICRO RINSE SUPPORT	1	1	1				
	Q152026000	TORNILLO AVELLANADO M-4X35	COUNTERSUNK SCREW M-4X35	2	2	2				
	Q242020000	ARANDELA ABANICO A-4	FAN SHAPED WASHER A-4	2	2	2				
	Q162020000	TUERCA EXAGONAL M4	HEXAGONAL NUT M4	2	2	2				
	Q222012000	TUERCA AUTOBLOCANTE M-6	AUTOLOCK NUT M-6	2	2	2				
	Q232040000	ARANDELA A6	WASHER A6	2	2	2				
12	Z515039000	EJE CINTA	BELT SPINDLE	147	177	207				
	Q352001000	PASADOR DE ALETAS Ø2X15	COTTER PIN Ø2X15	294	354	414				
13	Q232050000	ARANDELA PLANA A-8	FLAT WASHER A-8	588	708	828				

MOD.	LAVAVAJILLAS DE CINTA	ZONA	CINTA Y TOPE PLATOS	PLANO	C-2516

ITEM	CODIGO	DENOMINACION	TEXTO	2700	4000	6000					NOTAS
14	Z775004000	RUEDA	WHEEL	294	354	414					
15	Z515040000	DISTANCIADOR	SPACER	588	708	828					
16	Z515041000	PICO ARRASTRE PLATOS	PLATE TRANSPORT FRONT END	1176	1416	1656					
17	Z515044000	CASQUILLO SEPARADOR A	SEPARATING SOCKET A	1323	1593	1863					
18	Z515045000	CASQUILLO SEPARADOR B	SEPARATING SOCKET B	588	708	828					

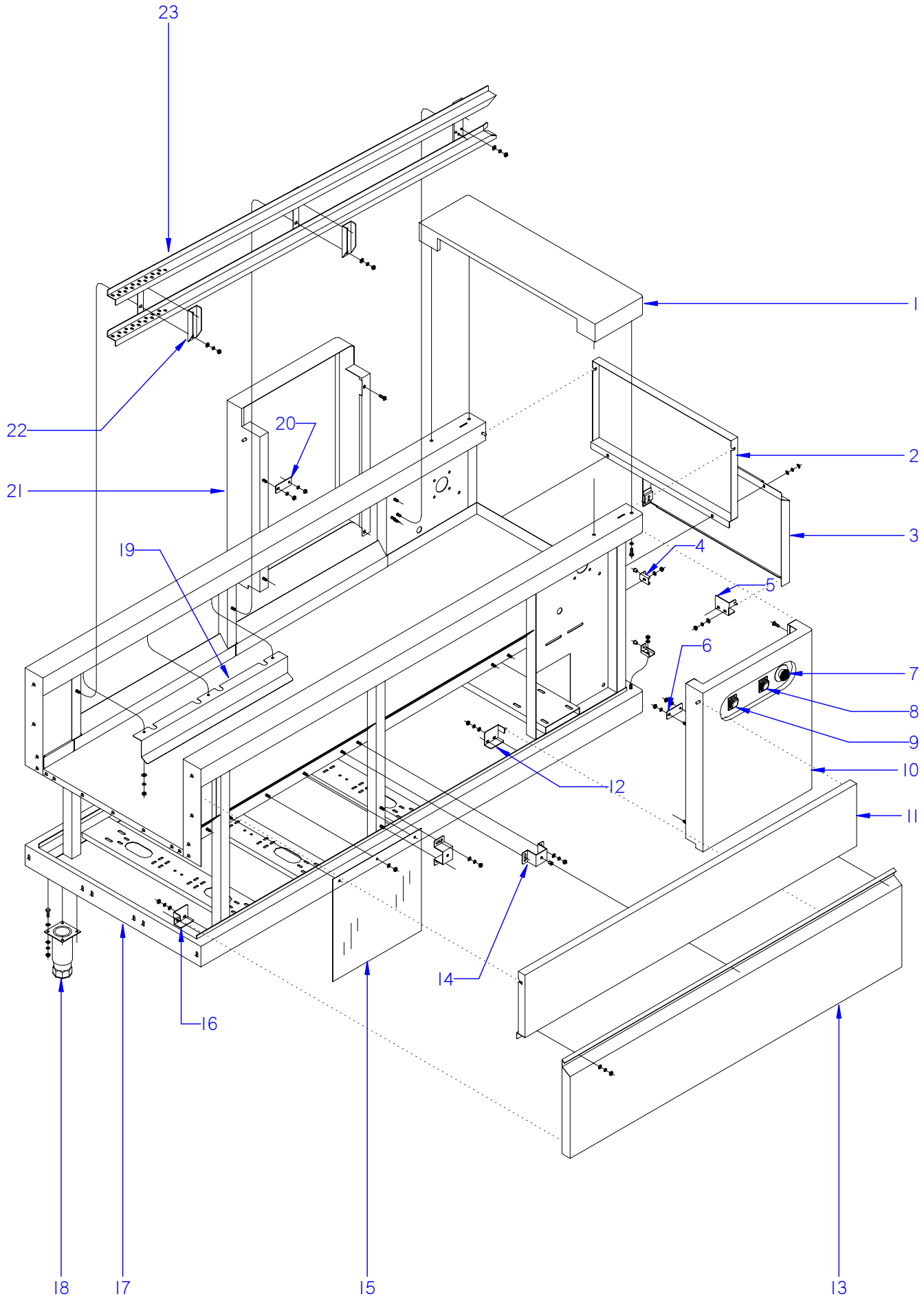

ITEM MARCADO EN COLOR = REPUESTO RECOMENDADO
COLOURED ITEM = RECOMMENDED SPARE PART

N plano	Firma	Fecha	Aparato		Lamina	
C-2517		2010-01	MODULO DE SALIDA LAVAVAJILLAS DE CINTA		13	Fagor Industrial S.Coop. Oñate

MOD.	LAVAVAJILLAS DE CINTA		ZONA	MODULO DE SALIDA						PLANO	C-2517
ITEM	CODIGO	DENOMINACION	TEXTO	2700 I	2700 D	4000 I	4000 D	6000 I	6000 D		NOTAS
1	Z512942000	TAPA TOPE PLATOS	COVER PLATE BUFFER	1	1	1	1	1	1		
	Q262040000	ARANDELA GROW. A6 A.304	WASHER GROW. A6 A.304	4	4	4	4	4	4		
	Q012043000	TORNILLO EXAGONAL M6X20	HEXAGONAL SCREW M6X20	4	4	4	4	4	4		
2	Z512921000	PANEL LATERAL SUPERIOR	UPPER SIDE PANEL	1	1	1	1	1	1		
3	Z512919000	PANEL LATERAL INFERIOR	LOWER SIDE PANEL	1	1	1	1	1	1		
	Q302022000	ARANDELA 16X6X1.2 A.304	WASHER 16X6X1.2 A.304	2	2	2	2	2	2		
	Q262040000	ARANDELA GROW. A6 A.304	WASHER GROW. A6 A.304	2	2	2	2	2	2		
	Q162040000	TUERCA EXAGONAL M6	HEXAGONAL NUT M6	2	2	2	2	2	2		
4	Z512962000	SUJECIÓN INFERIOR PANEL	LOWER PANEL FASTENING	4	4	4	4	4	4		
	Q302022000	ARANDELA 16X6X1.2 A.304	WASHER 16X6X1.2 A.304	4	4	4	4	4	4		
	Q162040000	TUERCA EXAGONAL M6	HEXAGONAL NUT M6	4	4	4	4	4	4		
5	Z512956000	SOPORTE GIRO DERECHO COMP.	COMPLETE RIGHT TURN SUPPO	1	1	1	1	1	1		
S/Nº	Z512958000	SOPORTE GIRO IZQUIERDO COMPL	COMPLETE LEFT TURN SUPPOR	1	1	1	1	1	1		
	Q302022000	ARANDELA 16X6X1.2 A.304	WASHER 16X6X1.2 A.304	4	4	4	4	4	4		
	Q262040000	ARANDELA GROW. A6 A.304	WASHER GROW. A6 A.304	4	4	4	4	4	4		
	Q162040000	TUERCA EXAGONAL M6	HEXAGONAL NUT M6	4	4	4	4	4	4		
6	Z512961000	AMARRE PANEL PORTAMANDOS	CONTROL PANEL FASTENING	2	2	2	2	2	2		
7	Z513005000	INTERRUPTOR DE SETA ROJO	ROUND MUSHROOM SWITCH	1	1	1	1	1	1		
S/Nº	Z513006000	ETIQUETA CIRCULAR AMARILLO	ROUND YELLOW LABEL	1	1	1	1	1	1		
8	Z513021000	PULSADOR NO ROJO	NOT RED PUSH BUTTON	1	1	1	1	1	1		
9	Z513022000	PULSADOR NO VERDE	NOT GREEN PUSH BUTTON	1	1	1	1	1	1		
10	Z512975000	PANEL POSTERIOR SALIDA DCHO	REAR PANEL OUTLET RIGHT	1	_	1	_	1	_		
10	Z512978000	PANEL POSTERIOR SALIDA IZDA	REAR PANEL OUTLET LEFT	_	1	_	1	_	1		
11	Z512914000	PANEL SUPERIOR SALIDA	UPPER PANEL OUTLET	2	2	2	2	2	2		
12	Z512956000	SOPORTE GIRO DERECHO COMP.	COMP. RIGHT TURN SUPPORT	2	2	2	2	2	2		
	Q302022000	ARANDELA 16X6X1.2 A.304	WASHER 16X6X1.2 A.304	4	4	4	4	4	4		
	Q262040000	ARANDELA GROW. A6 A.304	WASHER GROW. A6 A.304	4	4	4	4	4	4		
	Q162040000	TUERCA EXAGONAL M6	HEXAGONAL NUT M6	4	4	4	4	4	4		

MOD.	LAVAVAJILLAS DE CINTA		ZONA	MODULO DE SALIDA						PLANO	C-2517
ITEM	CODIGO	DENOMINACION	TEXTO	2700 I	2700 D	4000 I	4000 D	6000 I	6000 D		NOTAS
13	Z512912000	PANEL INFERIOR SALIDA COMPL.	COMPL. LOWER PANEL OUTLET	2	2	2	2	2	2		
	Q302022000	ARANDELA 16X6X1.2 A.304	WASHER 16X6X1.2 A.304	6	6	6	6	6	6		
	Q262040000	ARANDELA GROW. A6 A.304	WASHER GROW. A6 A.304	6	6	6	6	6	6		
	Q162040000	TUERCA EXAGONAL M6	HEXAGONAL NUT M6	6	6	6	6	6	6		
14	Z512947000	SOPORTE PANEL SALIDA	OUTLET PANEL SUPPORT	8	8	8	8	8	8		
	Q302022000	ARANDELA 16X6X1.2 A.304	WASHER 16X6X1.2 A.304	16	16	16	16	16	16		
	Q262040000	ARANDELA GROW. A6 A.304	WASHER GROW. A6 A.304	16	16	16	16	16	16		
	Q162040000	TUERCA EXAGONAL M6	HEXAGONAL NUT M6	16	16	16	16	16	16		
	Q221343000	REMACHE EXAGONAL M-6	HEXAGONAL RIVET M-6	8	8	8	8	8	8		
15	Z513051000	CUBIERTA COMP. ELÉCTRICOS	ELECTRIC COMP. COVER	4	4	6	6	7	7		
16	Z512958000	SOPORTE GIRO IZQUIERDO COMPL	COMPLETE LEFT TURN SUPPOR	2	2	2	2	2	2		
	Q302022000	ARANDELA 16X6X1.2 A.304	WASHER 16X6X1.2 A.304	4	4	4	4	4	4		
	Q262040000	ARANDELA GROW. A6 A.304	WASHER GROW. A6 A.304	4	4	4	4	4	4		
	Q162040000	TUERCA EXAGONAL M6	HEXAGONAL NUT M6	4	4	4	4	4	4		
17	Z510440000	SALIDA SOLDADA COMPLETA	COMPLETE WELDED OUTLET	1	1	1	1	1	1		
18	X260151000	PATA REGULABLE	ADJUSTABLE LEG	4	4	4	4	4	4		
19	Z510469000	PROTECTOR FUGAS SALIDA	ESCAPE PROTECTOR OUTLET	2	2	2	2	2	2		
	Q302022000	ARANDELA 16X6X1.2 A.304	WASHER 16X6X1.2 A.304	6	6	6	6	6	6		
	Q262040000	ARANDELA GROW. A6 A.304	WASHER GROW. A6 A.304	6	6	6	6	6	6		
	Q162040000	TUERCA EXAGONAL M6	HEXAGONAL NUT M6	6	6	6	6	6	6		
20	Z512961000	AMARRE PANEL PORTAMANDOS	CONTROL PANEL FASTENING	2	2	2	2	2	2		
21	Z512924000	PANEL POST. PROTECTOR DCHO	PROTECT. REAR PANEL RIGHT	1	_	1	_	1	_		
21	Z512922000	PANEL POST. PROTECTOR IZDA	PROTECT. REAR PANEL LEFT	_	1	_	1	_	1		
22	Z510430000	SUJECIÓN GUÍA	GUIDE FASTENING	4	4	4	4	4	4		
23	Z510461000	GUÍA SALIDA IZDA. SOLDADA	WELDED LEFT OUTLET GUIDE	1	1	1	1	1	1		
S/Nº	Z510465000	GUÍA SALIDA DCHA. SOLDADA	WELDED RIGHT OUTLET GUIDE	1	1	1	1	1	1		
	Q302022000	ARANDELA 16X6X1.2 A.304	WASHER 16X6X1.2 A.304	16	16	16	16	16	16		
	Q262040000	ARANDELA GROW. A6 A.304	WASHER GROW. A6 A.304	16	16	16	16	16	16		
	Q162040000	TUERCA EXAGONAL M6	HEXAGONAL NUT M6	16	16	16	16	16	16		

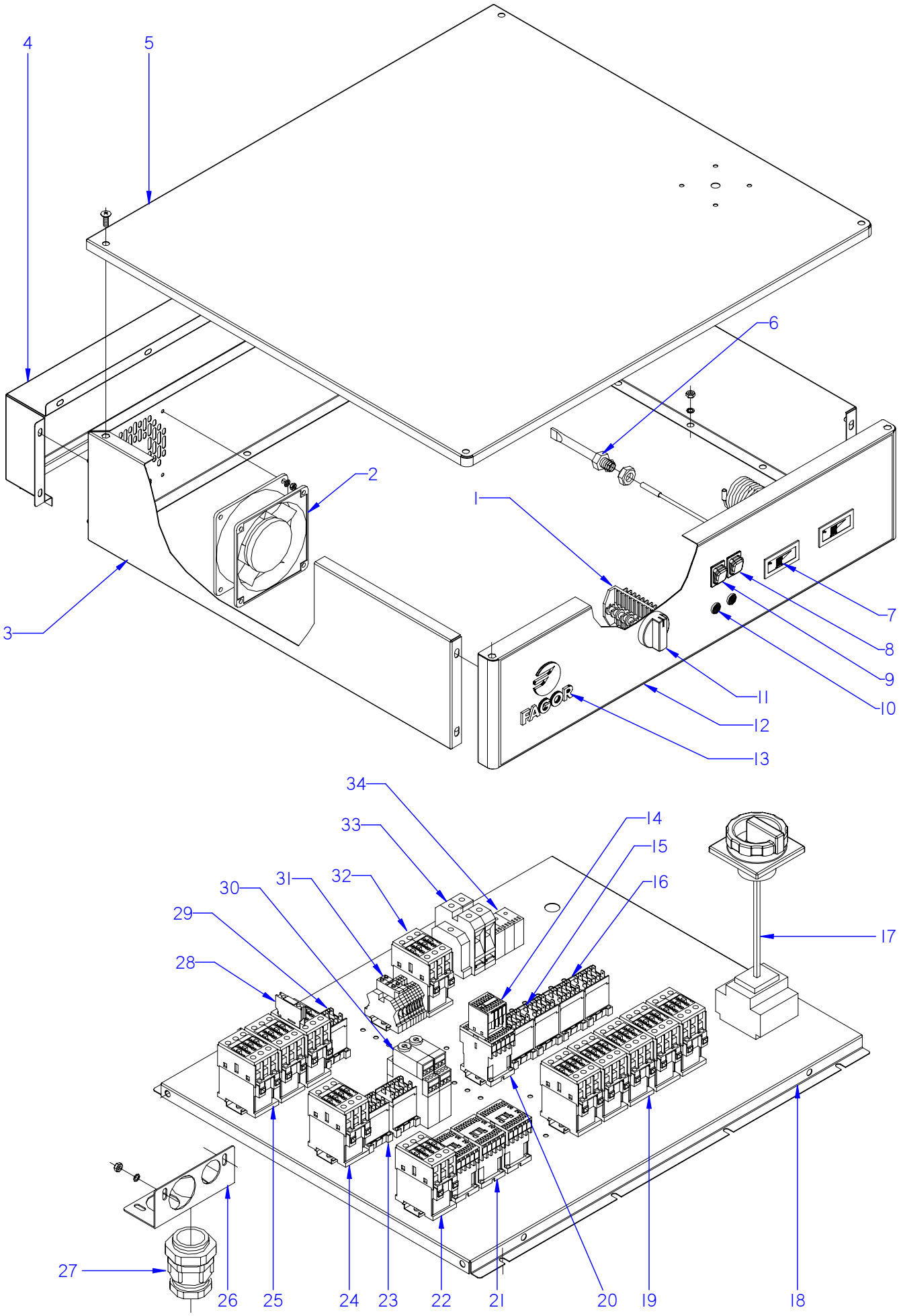

ITEM MARCADO EN COLOR = REPUESTO RECOMENDADO
COLOURED ITEM = RECOMMENDED SPARE PART

N plano	Firma	Fecha	Aparato		Lamina	
C-2518		2010-01	CONJUNTO FUNCIONAL ELECTRICO LAVAVAJILLAS DE CINTA		14	Fagor Industrial S.Coop. FAGOR Oñate

MOD.	LAVAVAJILLAS DE CINTA	ZONA	CONJUNTO FUNCIONAL ELECTRICO	PLANO	C-2518

ITEM	CODIGO	DENOMINACION	TEXTO	FI-2700	FI-4000	FI-6000	ECO-2700	ECO-4000	ECO-6000	NOTAS
1	Z273005000	CONMUTADOR DE FUNCIONES	FUNCTION SWITCH	1	1	1	1	1	1	
	R663046000	JUNTA CONMUTADOR	SWITCH JOINT	1	1	1	1	1	1	
	Z602906000	CASQUILLO	SOCKET	2	2	2	2	2	2	
	Q041324000	TORNILLO AVELLANADO M-4X25	COUNTERSUNK SCREW M-4X25	2	2	2	2	2	2	
2	Z103066000	VENTILADOR 230 V., 50/60 HZ.	VENTILATOR 230 V., 50/60 HZ.	1	1	1	1	1	1	
	Q242020000	ARANDELA ABANICO A-4	FAN SHAPED WASHER A-4	4	4	4	4	4	4	
	Q162020000	TUERCA EXAGONAL M4	HEXAGONAL NUT M4	4	4	4	4	4	4	
3	Z513072000	CUBIERTA CUADRO ELÉCTRICO	SWITCHBOARD COVER	1	1	1	1	1	1	
	Q262040000	ARANDELA GROW. A6 A.304	WASHER GROW. A6 A.304	12	12	12	12	12	12	
	Q162040000	TUERCA EXAGONAL M6	HEXAGONAL NUT M6	12	12	12	12	12	12	
	Q232040000	ARANDELA A6	WASHER A6	12	12	12	12	12	12	
	Q221343000	REMACHE EXAGONAL M6	HEXAGONAL RIVET M6	4	4	4	4	4	4	
	Q152017000	TORNILLO AMARRE M-6X13	ANCHORING SCREW M-6X13	4	4	4	4	4	4	
4	Z513077000	POSTERIOR CUADRO ELÉCTRICO	SWITCHBOARD REAR	1	1	1	1	1	1	
	Q262040000	ARANDELA GROW. A6 A.304	WASHER GROW. A6 A.304	9	9	9	9	9	9	
	Q162040000	TUERCA EXAGONAL M6	HEXAGONAL NUT M6	9	9	9	9	9	9	
	Q232040000	ARANDELA A6	WASHER A6	9	9	9	9	9	9	
5	Z513078000	TAPA CUADRO ELÉCTRICO	SWITCHBOARD LID	1	1	1	_	_	_	
5	Z513076000	TAPA CUADRO ELÉCTRICO	SWITCHBOARD LID	_	_	_	1	1	1	
6	Z263002000	VAINA INDICADOR COMPLETA	CASE FOR ANALOGICAL INDICAT	1	1	1	1	1	1	
	Q162070000	TUERCA EXAGONAL M-12	HEXAGONAL NUT M-12	1	1	1	1	1	1	
	Q307048000	JUNTA TÓRICA Ø16,18XØ9,12XØ3,5	O-RING Ø16,18xØ9,12xØ30.53	1	1	1	1	1	1	
7	Z513023000	INDICADOR ANALÓGICO TANQUE L	ANALOGICAL INDICATOR	2	2	2	1	1	1	
8	Z513022000	PULSADOR NEGRO	BLACK PUSH BUTTON	1	1	1	1	1	1	
9	Z513021000	PULSADOR NC ROJO	NC RED PUSH BUTTON	1	1	1	1	1	1	
10	Z313080000	PILOTO ÁMBAR	AMBER PILOT LIGHT	2	2	2	2	2	2	
11	Z513024000	BOTÓN DE MANDO	CONTROL BUTTON	3	3	3	3	3	3	
12	Z513025000	FRENTE CUADRO ELÉCTRICO	SWITCHBOARD COVER	1	1	1	1	1	1	
13	Z513027000	EMBELLECEDOR ADHESIVO FI	FI ADHESIVE TRIM	1	1	1	_	_	_	
13	Z523011000	EMBELLECEDOR ADHESIVO ECO	ECO ADHESIVE TRIM	_	_	_	1	1	1	
14	Z953046000	CONTACTO AUXIL. 3RH1911-2FA11	CONTACTO AUXIL. 3RH1911-2FA	1	1	1	1	1	1	RECUPERADOR DE ENERGIA

MOD.	LAVAVAJILLAS DE CINTA		ZONA	CONJUNTO FUNCIONAL ELECTRICO						PLANO	C-2518
ITEM	CODIGO	DENOMINACION	TEXTO	FI-2700	FI-4000	FI-6000	ECO-2700	ECO-4000	ECO-6000	NOTAS	
15	Z683087000	CONTACTOR 3TF20 01-3AL2 230	CONTACTOR 3TF20 01-3AL2 230	1	1	1	1	1	1		
16	Z213007000	CONTACTOR 230V. 50/60 HZ	CONTACTOR 230V. 50/60 HZ	3	3	3	3	3	3		
17	Z513081000	SECCIONADOR 4P. 160A SIEMENS	SECTIONATOR 4P.160A SIEMENS	1	1	1	_	_	_		
17	Z513082000	SECCIONADOR 4P. 250A SIEMENS	SECTIONATOR 4P.250A SIEMENS	1	1	1	_	_	_	MOD. FI SEC. + CALD. AUXILIAR	
17	P663014000	SECCIONADOR 3P.125A SIEMENS	SECTIONATOR 3P.125A SIEMENS	_	_	_	1	1	1		
S/Nº	P663015000	BLOQUE 4º P. SECCIONAD. 125A S.	SECTION. 125A 4º POLO SIEMEN	_	_	_	1	1	1		
18	Z513071000	SOPORTE CUADRO ELÉCTRICO	SWITCHBOARD SUPPORT	1	1	1	1	1	1		
	Q262030000	ARANDELA GROW. A5 A.304	WASHER GROW. A5 A.304	8	8	8	8	8	8		
	Q162030000	TUERCA EXAGONAL M5	HEXAGONAL NUT M5	8	8	8	8	8	8		
19	X183011000	CONTAC. 3RT1024-AN20 230 50 HZ	CONTAC. 3RT1024-AN20 230 50 H	5	5	5	3	3	3		
20	Z743009000	CONT.SIRIUS 3RT10 16-2AP02	CONT.SIRIUS 3RT10 16-2AP02	1	1	1	1	1	1		
21	Z203050000	CONTAC. SIRIUS 3R 230V.50-60	CONTAC. SIRIUS 3R 230V.50-60	3	3	3	3	3	3	C.VAHOS./TUNEL S./ R. ENERGIA	
22	X183011000	CONTAC. 3RT1024-AN20 230 50 HZ	CONTAC. 3RT1024-AN20 230 50 H	1	1	1	_	_	_		
23	Z213007000	CONTACTOR 230V. 50/60 HZ	CONTACTOR 230V. 50/60 HZ	_	1	2	_	1	2		
24	X183011000	CONTAC. 3RT1024-AN20 230 50 HZ	CONTAC. 3RT1024-AN20 230 50 H	5	5	5	3	3	3	1 TUNEL DE SECADO	
25	X183011000	CONTAC. 3RT1024-AN20 230 50 HZ	CONTAC. 3RT1024-AN20 230 50 H	2	2	3	1	1	2	1 TUNEL DE SECADO	
26	Z312966000	SOPORTE PRENSAESTOPAS	STUFFING BOX SUPPORT	1	1	1	1	1	1		
	Q302022000	ARANDELA 16X6X1.2 A.304	WASHER 16X6X1.2 A.304	2	2	2	2	2	2		
	Q262040000	ARANDELA GROW. A6 A304	WASHER GROW. A6 A304	2	2	2	2	2	2		
	Q162040000	TUERCA EXAGONAL M6	HEXAGONAL NUT M6	2	2	2	2	2	2		
27	Z312941000	PRENSAESTOPAS PG-42 ELECT.	STUFFING BOX PG-42	1	1	1	_	_	_		
27	R143010000	PRENSAESTOPAS PG-36 ECO	STUFFING BOX PG-36	_	_	_	1	1	1		
28	Z103070000	CONTACTO AUXILIAR	AUXILIARY CONTACT	1	1	1	1	1	1	1 TUNEL DE SECADO	
29	Z213007000	CONTACTOR 230V. 50/60 HZ	CONTACTOR 230V. 50/60 HZ	1	1	1	1	1	1		
30	Z123022000	TEMPORIZA.SYRELEC TRU	SYRELEC TRU TIMER	2	2	2	2	2	2	1 TUNEL DE SECADO	
31	R073005000	BORNES PORTAFUSIBLES	FUSE CARRIER TERMINALS	2	2	2	2	2	2		
	P623006000	REGLETA BORNAJE 2 PISOS	BORNAJE 2 P. TERMINAL	2	2	2	2	2	2		
32	X183011000	CONTAC. 3RT1024-AN20 230 50 HZ	CONTAC. 3RT1024-AN20 230 50 H	1	1	1	1	1	1		
33	Z683096000	TOPE FINAL WEW35 10590.0	WEW35 10590.0 END BUFFER	1	1	1	1	1	1		
	Z103035000	BORNE TIERRA 35	EARTH 35 TERMINAL	1	1	1	1	1	1		
	R673010000	BORNE NEUTRO 35 AZUL	BLUE NEUTRAL 35 TERMINAL	1	1	1	1	1	1		

MOD.	LAVAVAJILLAS DE CINTA	ZONA	CONJUNTO FUNCIONAL ELECTRICO	PLANO	C-2518

ITEM	CODIGO	DENOMINACION	TEXTO	FI-2700	FI-4000	FI-6000	ECO-2700	ECO-4000	ECO-6000	NOTAS
34	Z513083000	BORNE DISTRIBUIDOR 70 MM2	DISTRIBUI. 70 MM2 TERMINAL	1	1	1	1	1	1	
S/Nº	Z513084000	BORNE DISTRIBUIDOR 120 MM2	DISTRIBUI. 120 MM2 TERMINAL	3	3	3	_	_	_	SOLO FI SEC. + CALD. AUXILIAR

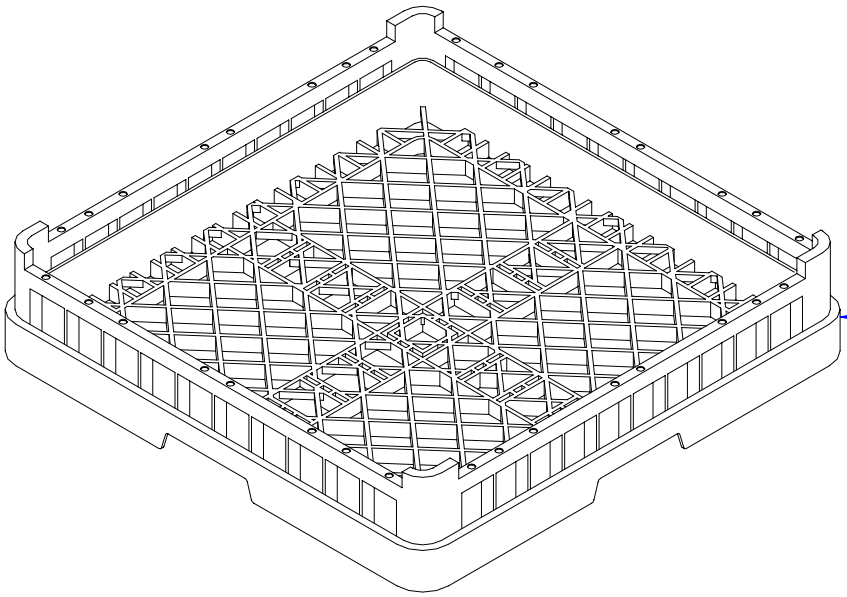

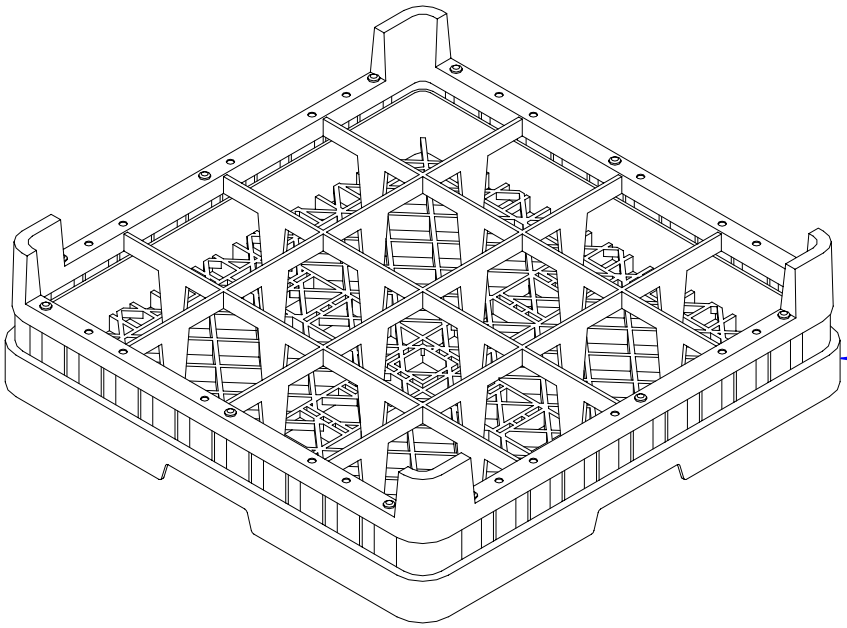

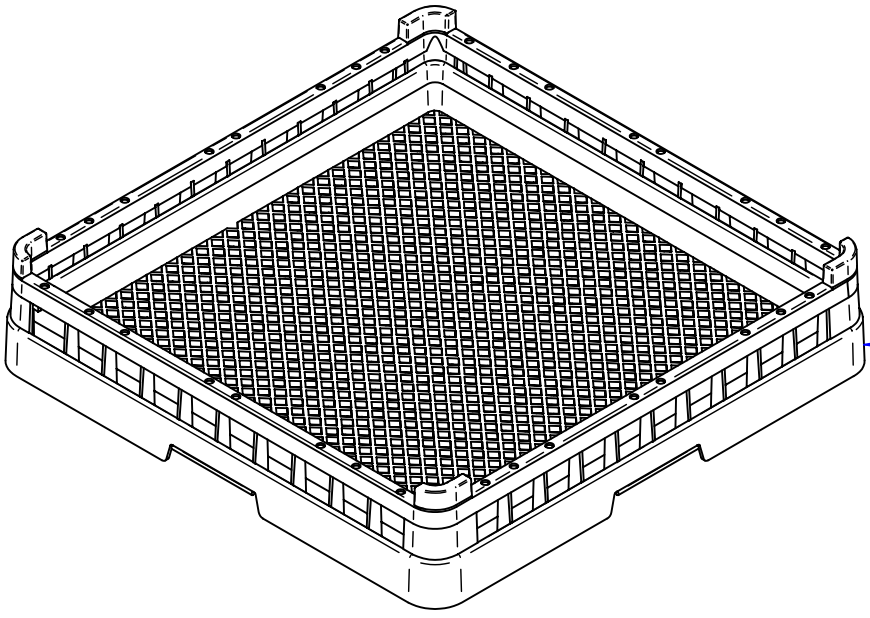

ITEM MARCADO EN COLOR = REPUESTO RECOMENDADO
COLOURED ITEM = RECOMMENDED SPARE PART

N plano	Firma	Fecha	Aparato		Lamina	
C-2519		2010-09	CESTILLOS LAVAVAJILLAS DE CINTA		15	Fagor Industrial S.Coop. FAGOR Oñate

MOD.	LAVAVAJILLAS DE CINTA	ZONA	CESTILLOS	PLANO	C-2519

ITEM	CODIGO	DENOMINACION	TEXTO	2700	4000	6000					NOTAS
1	Z655301000	CESTILLO BASE CT-10	BASE BASKET CT-10	2	2	2					
2	Z655316000	CESTILLO VASOS CV-16-105	GLASS BASKET CV-16-105	2	2	2					
3	Z275315000	CESTILLO CUBIERTOS	CUTLERY BASKET	1	1	1					

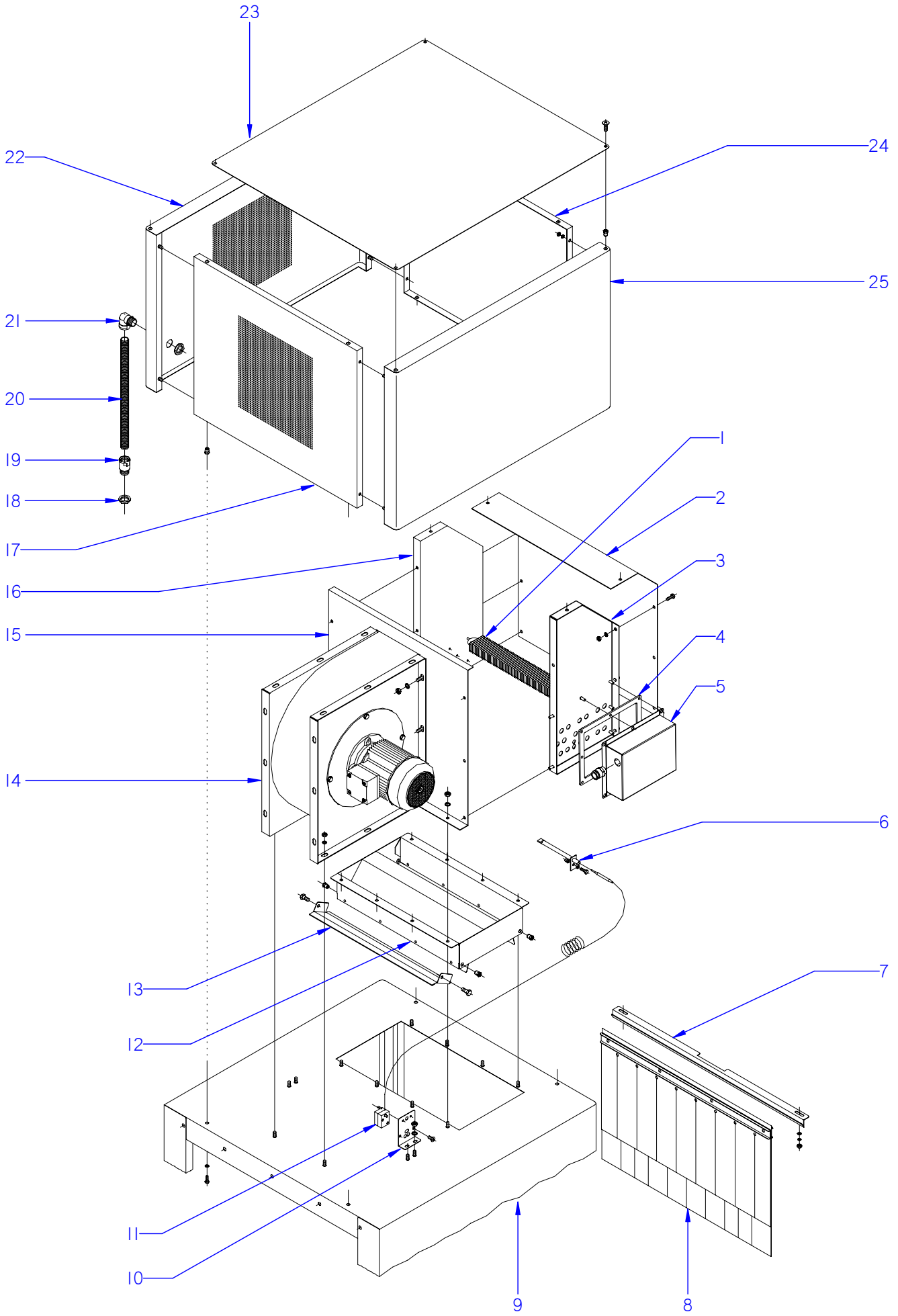

ITEM MARCADO EN COLOR = REPUESTO RECOMENDADO
COLOURED ITEM = RECOMMENDED SPARE PART

N plano	Firma	Fecha	Aparato		Lamina	
C-2520		2010-01	SECADO	LAVAVAJILLAS DE CINTA	16	Fagor Industrial S.Coop. FAGOR Onate

MOD.	LAVAVAJILLAS DE CINTA		ZONA	SECADO					PLANO	C-2520	
ITEM	CODIGO	DENOMINACION	TEXTO	T.S.800							NOTAS
1	Z276391000	RESISTENCIA ALETAS 1500W.230V	BLADE RESISTANCE 1500W 230V	9							
	Q221305000	TUERCA EXAGONAL M4 ZINC,	HEXAGONAL NUT M4 ZINC,	18							
2	Z316316000	LATERAL IZDO CAJA RESISTENCIAS	RESISTOR BOX LEFT SIDE	1							
3	Z316345000	FRONTAL CAJA RESISTENCIAS	RESISTOR BOX FRONT	1							
4	Z316344000	JUNTA SECADO 800	DRYING 800 JOINT	1							
5	Z316343000	CAPERUZA SECADO 800	DRYING 800 CAP	1							
S/Nº	Z276349000	PRENSAESTOP. METALICO PG13	METALLIC STUFFING PG-13	1							
S/Nº	Z276350000	TUERCA METALICA PG13	METALLIC NUT PG-13	1							
6	Z276331000	VAINA PARA BULBO TERMOSTA.	CASE FOR THERMOST. BULB	1							
	Q012042000	TORNILLO EXAGONAL M6X15	HEXAGONAL BOLT M6X215	2							
	Q262040000	ARANDELA GROW. A6 A.304	WASHER GROW. A6 A.304	2							
7	Z510344000	SUJECIÓN CORTINA	CURTAIN FASTENING	1							
	Q262040000	ARANDELA GROW. A6 A.304	WASHER GROW. A6 A.304	2							
	Q162040000	TUERCA EXAGONAL M6	HEXAGONAL NUT M6	2							
8	Z276429000	CORTINA INTERIOR COMPLETA	COMPLETE INNER CURTAIN	1							
9	Z516301000	TÚNEL DE SECADO COMPLETO	COMPLETE DRYING TUNNEL	1							
S/Nº	Z516314000	PROTECTOR ENTRADA SECADO	DRYING INLET PROTECTOR	2							
	Q262040000	ARANDELA GROW. A6 A.304	WASHER GROW. A6 A.304	8							
	Q162040000	TUERCA EXAGONAL M6	HEXAGONAL NUT M6	8							
10	Z203047000	SOPORTE TERMOSTATO	THERMOSTAT SUPPORT	1							
11	Z276365000	TERMOSTATO 150ºC	THERMOSTAT 150ºC	1							
	Q081330000	TORNILLO ALOMADO BZ-3,5X6,5	CURVED SCREW BZ-3.5X6.5	2							
	Q232040000	ARANDELA A6	WASHER A6	2							
	Q162040000	TUERCA EXAGONAL M6	HEXAGONAL NUT M6	2							
	Q152024000	TORNILLO AVELLANADO M4x8	COUNTERSUNK BOLT M4x8	2							
12	Z316386000	SALIDA SECADO SOLDADA	WELDED DRYER OUTLET	1							
13	Z316388000	TAPA SALIDA SECADO	DRYER OUTLET LID	2							
	Q152046000	TORNILLO EXAG. CON CUELLO	HEXAGONAL SCREW WITH NECK	4							
	Q302022000	ARANDELA 16X6X1.2 A.304	WASHER 16X6X1.2 A.304	4							
14	Z316331000	VENTILADOR CENTRIFUGO	CENTRIFUGAL VENTILATOR	1							
15	Z316336000	LATERAL DCHO CAJA RESISTENC.	RESISTOR BOX RIGHT SIDE	1							

MOD.	LAVAVAJILLAS DE CINTA	ZONA	SECADO	PLANO	C-2520

ITEM	CODIGO	DENOMINACION	TEXTO	T.S.800							NOTAS
16	Z316347000	POSTERIOR CAJA RESISTENCIAS	RESISTOR BOX REAR	1							
	Q012042000	TORNILLO EXAGONAL M6X15	HEXAGONAL BOLT M6X15	16							
	Q262040000	ARANDELA GROW. A6 A.304	WASHER GROW. A6 A.304	23							
	Q162040000	TUERCA EXAGONAL M6	HEXAGONAL NUT M6	23							
17	Z516311000	LATERAL CUBIERTA SECADO	DRYER SIDE COVER	1							
18	R023025000	CONTRATUERCA	COUNTER NUT	2							
19	X713021000	RACORD	JOINT	1							
20	3712300000	TUBO PG-21 L=600	PIPE PG-21 G=600	1							
21	Z276307000	CODO CURVADO 90º VBD-P213GT	ELBOW 90º VBD-P213GT	1							
22	Z316324000	POSTERIOR CUBIERTA COMPLETA	COMPLETE REAR COVER	1							
23	Z516316000	TAPA CUBIERTA SECADO	DRYER COVER LID	1							
24	Z516711000	LATERAL CUBIERTA CONDENSADO	CONDENSER SIDE COVER	1							
	Q262040000	ARANDELA GROW. A6 A.304	WASHER GROW. A6 A.304	16							
	Q162040000	TUERCA EXAGONAL M6	HEXAGONAL NUT M6	16							
	Q152017000	TORNILLO AMARRE M-6X13	ANCHORING SCREW M-6X13	4							
	Q221343000	REMACHE EXAGONAL M-6	HEXAGONAL RIVET M-6	8							
25	Z316322000	ANTERIOR CUBIERTA COMPL.	COMPLETE FRONT COVER	1							
S/Nº	Z316381000	CABLEADO GENERAL SECADO	GENERAL DRYER WIRING	1							
S/Nº	Z316353000	CABLEADO SECADO FI-460 FI-550	DRYER WIRING FI-460 FI-550	1							
S/Nº	Z316393000	CABLEADO AUXILIAR SECADO	DRYER AUXILIARY WIRING	1							

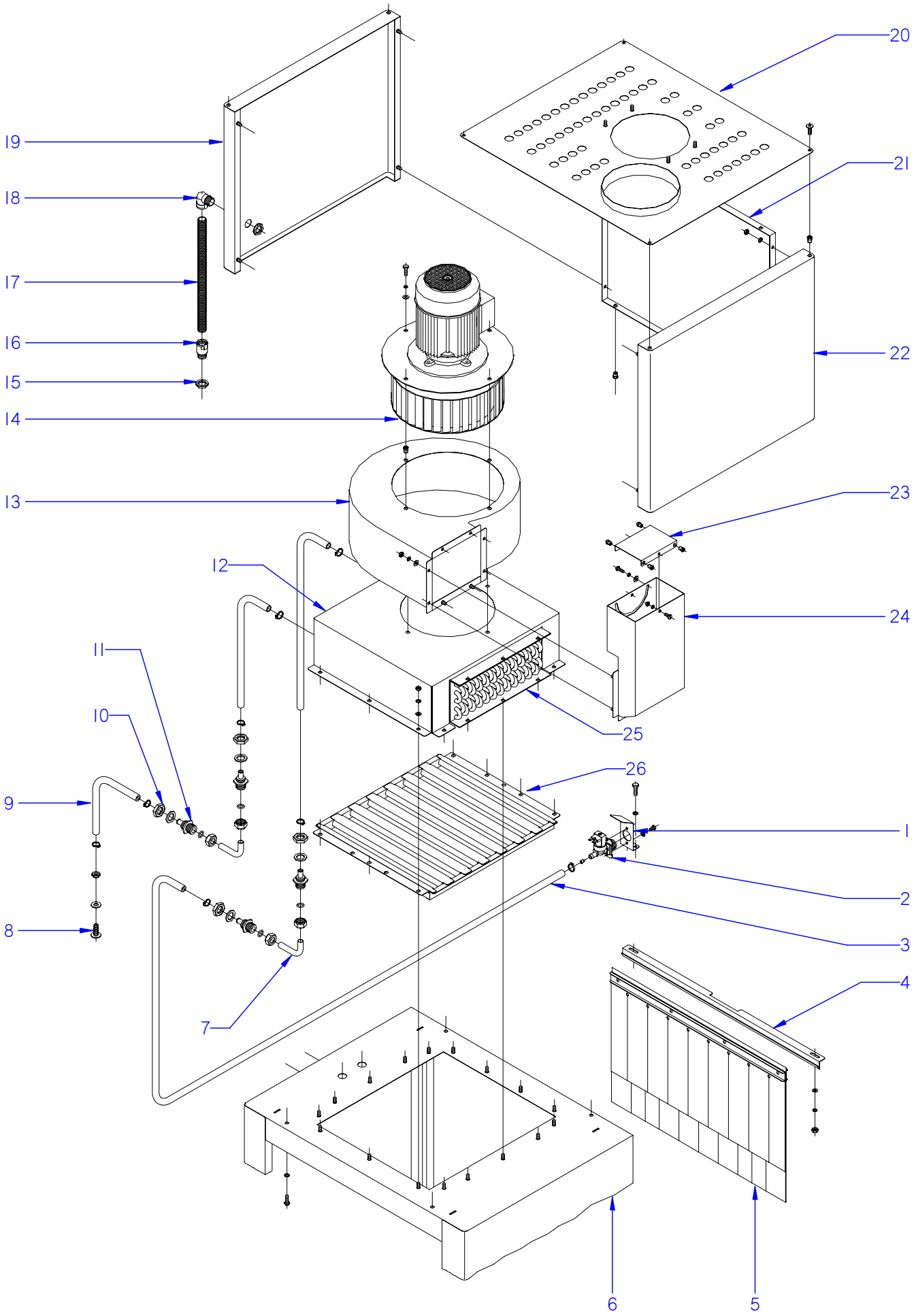

ITEM MARCADO EN COLOR = REPUESTO RECOMENDADO
COLOURED ITEM = RECOMMENDED SPARE PART

N plano	Firma	Fecha	Aparato	Lamina
C-2521		2010-01	CONDENSADOR DE VAHOS LAVAVAJILLAS DE CINTA	17

Fagor Industrial S.Coop. FAGOR
Onate

MOD.	LAVAVAJILLAS DE CINTA		ZONA	CONDENSADOR DE VAHOS							PLANO	C-2521
ITEM	CODIGO	DENOMINACION	TEXTO	CONDENS. VAHOS								NOTAS
1	Z201101000	ESCUADRA AMARRE ELECTROVALV	ELECTROVALVE ANCHORING BR	1								
	Q032021000	TORNILLO ALOMADO M4X10	CURVED SCREW M4X10	2								
	Q242020000	ARANDELA ABANICO A4 A.304	FAN SHAPED WASHER A.4	2								
	Q232020000	ARANDELA A4	WASHER A4	2								
2	Z106811000	ELECTROVALVULA MONTADA	ELECTROVALVE	1								
S/Nº	Z106708000	SOPORTE ELECTROVALVULA	ELECTROVALVE SUPPORT	1								
	Q302022000	ARANDELA 16X6X1.2 A.304	WASHER 16X6X1.2 A.304	4								
	Q012042000	TORNILLO EXAGONAL M6X15	HEXAGONAL BOLT M6X215	4								
	Q262040000	ARANDELA GROW. A6 A.304	WASHER GROW. A6 A.304	4								
	Q162040000	TUERCA EXAGONAL M6	HEXAGONAL NUT M6	4								
3	3676900000	TUBO GOMA NEGRA Ø17XØ10	BLACK RUBBER PIPE Ø17XØ10	1								
4	Z510344000	SUJECIÓN CORTINA	CURTAIN FASTENING	1								
	Q262040000	ARANDELA GROW. A6 A.304	WASHER GROW. A6 A.304	2								
	Q162040000	TUERCA EXAGONAL M6	HEXAGONAL NUT M6	2								
5	Z276429000	CORTINA INTERIOR COMPLETA	COMPLETE INNER CURTAIN	1								
6	Z516701000	TÚNEL CONDENSADOR DE VAHOS	VAPOUR CONDENSING TUNNEL	1								
S/Nº	Z516704000	PROTECTOR ENTRADA CONDENSA	CONDENSER INLET PROTECTOR	2								
	Q222011000	REMACHE EXAGONAL M-5 INOX	HEXAGONAL RIVET M-5 INOX	2								
	Q262040000	ARANDELA GROW. A6 A.304	WASHER GROW. A6 A.304	4								
	Q162040000	TUERCA EXAGONAL M6	HEXAGONAL NUT M6	4								
S/Nº	Z516712000	PANEL POSTERIOR CONDENSADOR	CONDENSER REAR PANEL	1								
	Q221342000	REMACHE EXAGONAL M-5	HEXAGONAL RIVET M-5	2								
	Q262040000	ARANDELA GROW. A6 A.304	WASHER GROW. A6 A.304	2								
	Q162040000	TUERCA EXAGONAL M6	HEXAGONAL NUT M6	2								
	Q152004000	TORNILLO APLASTADO M5x13 A304	FLAT HEADED BOLT M5x13 A304	2								
7	Z516709000	CODO EMPALME CONDENSADOR	CONDENSER ELBOW JOINT	2								
	Q262040000	ARANDELA GROW. A6 A.304	WASHER GROW. A6 A.304	14								
8	Z600907000	TOMA DE PRESIÓN	PRESSURE POINT	1								
	Z600908000	ARANDELA	WASHER	1								
	Q223013000	TUERCA	NUT	1								

MOD.	LAVAVAJILLAS DE CINTA		ZONA	CONDENSADOR DE VAHOS							PLANO	C-2521
ITEM	CODIGO	DENOMINACION	TEXTO	CONDENS. VAHOS								NOTAS
9	3676900000	TUBO GOMA NEGRA Ø17X10	BLACK RUBBER PIPE Ø17X10	3								
	Q881302000	ABRAZADERA 12 / 20	CLAMP 12 / 20	6								
10	Q223108000	TUERCA M-24X2,5	NUT M-24X20.5	4								
	Q307063000	JUNTA TÓRICA Ø12,29X19,35X3,53	O-RING Ø12,29x19,35x3,53	4								
11	Z271901000	PASAMUROS	WIRE PROTECTION	4								
	Q223023000	TUERCA HEXAGONAL 5/8"	HEXAGONAL NUT 5/8"	4								
12	Z276741000	CUBIERTA BATERÍA	BATTERY COVER	1								
	Q221343000	REMACHE EXAGONAL M-6	HEXAGONAL RIVET M-6	12								
	Q262040000	ARANDELA GROW. A6 A.304	WASHER GROW. A6 A.304	12								
13	Z276742000	CUBIERTA VENTOLA COMPLETA	COMPLETE VENTILATOR COVER	1								
14	Z276760000	VENTILADOR CENTRIFUGO	CENTRIFUGAL VENTILATOR	1								
15	R023025000	CONTRATUERCA	COUNTER NUT	1								
16	X713021000	RACORD	JOINT	1								
17	3712300000	TUBO PG-21 L=600	PIPE PG-21 G=600	1								
18	Z276307000	CODO CURVADO 90º VBD-P213GT	ELBOW 90º VBD-P213GT	1								
	R023025000	CONTRATUERCA	COUNTER NUT	1								
19	Z276752000	POSTERIOR CUBIERTA COMPL.	COMPLETE REAR COVER	1								
	Q162040000	TUERCA EXAGONAL M6	HEXAGONAL NUT M6	2								
20	Z516723000	TAPA CUBIERTA COMPLETA	COMPLETE COVER LID	1								
21	Z516422000	LATERAL CUBIERTA	SIDE COVER	2								
	Q262040000	ARANDELA GROW. A6 A.304	WASHER GROW. A6 A.304	12								
22	Z276342000	ANTERIOR CUBIERTA CONDENSAD	CONDENSER FRONT COVER	1								
23	Z276755000	REGULADOR SALIDA AIRE	AIR OUTLET REGULATOR	1								
	Q152047000	TORNILLO CILÍNDRICO CON CUELL	CYLINDRICAL SCREW WITH NEC	2								
	Q232050000	ARANDELA A8	WASHER A8	2								
	Q262030000	ARANDELA GROW. A5 A.304	WASHER GROW. A5 A.304	2								
	Q162030000	TUERCA EXAGONAL M5	HEXAGONAL NUT M5	2								
24	Z276746000	SALIDA AIRE COMPLETA	COMPLETE AIR OUTLET	1								
25	Z276762000	BATERÍA COMPLETA	COMPLETE BATTERY	1								
26	Z276734000	REJILLA ASPIRACIÓN VAHOS	VAPOUR EXTRACTOR RACK	1								
S/Nº	Z316702000	CABLEADO CONDENSADOR	CONDENSER WIRING	1								

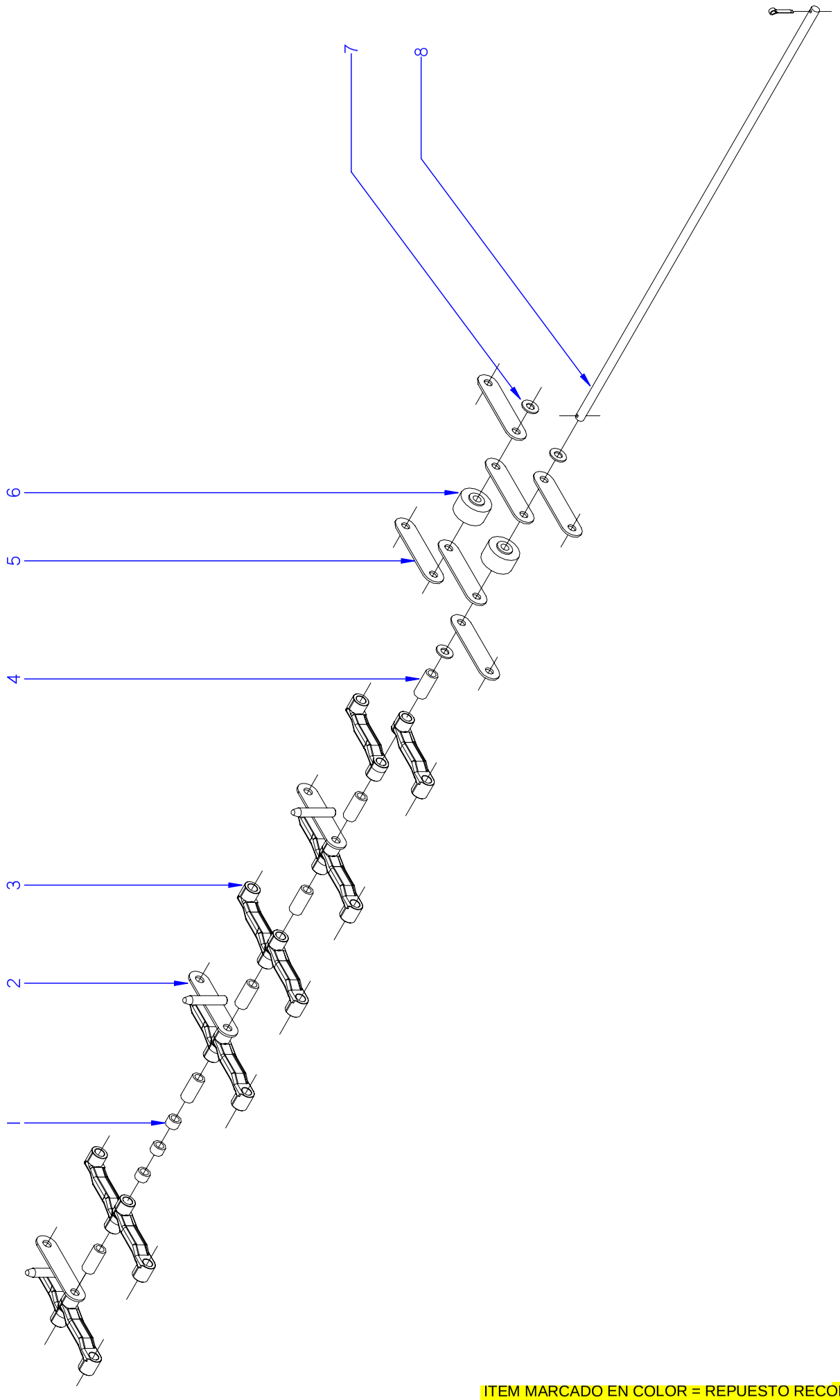

ITEM MARCADO EN COLOR = REPUESTO RECOMENDADO
COLOURED ITEM = RECOMMENDED SPARE PART

N plano	Firma	Fecha	Aparato	Lamina	
C-2522		2010-01	CINTA MENAJE LAVAVAJILLAS DE CINTA	18	Fagor Industrial S.Coop. Oñate

MOD.	LAVAVAJILLAS DE CINTA	ZONA	CINTA MENAJE	PLANO	C-2522

ITEM	CODIGO	DENOMINACION	TEXTO	2700	4000	6000				NOTAS
1	Z515045000	CASQUILLO SEPARADOR B	SEPARATING SOCKET B	592	712	832				
2	Z515046000	PICO ARRASTRE CACEROLAS	SAUCEPAN TRANS. FRONT END	148	178	208				
3	Z515043000	EMPALME PICOS	FRONT END CONNECTION	1184	1424	1664				
4	Z515044000	CASQUILLO SEPARADOR A	SEPARATING SOCKET A	1332	1602	1872				
5	Z515040000	DISTANCIADOR	SPACER	592	712	832				
6	Z775004000	RUEDA	WHEEL	296	356	416				
7	Q232050000	ARANDELA PLANA A-8	FLAT WASHER A-8	592	712	832				
8	Z515039000	EJE CINTA	BELT SPINDLE	148	178	208				
	Q352001000	PASADOR DE ALETAS Ø2X15	COTTER PIN Ø2X15	296	356	416				

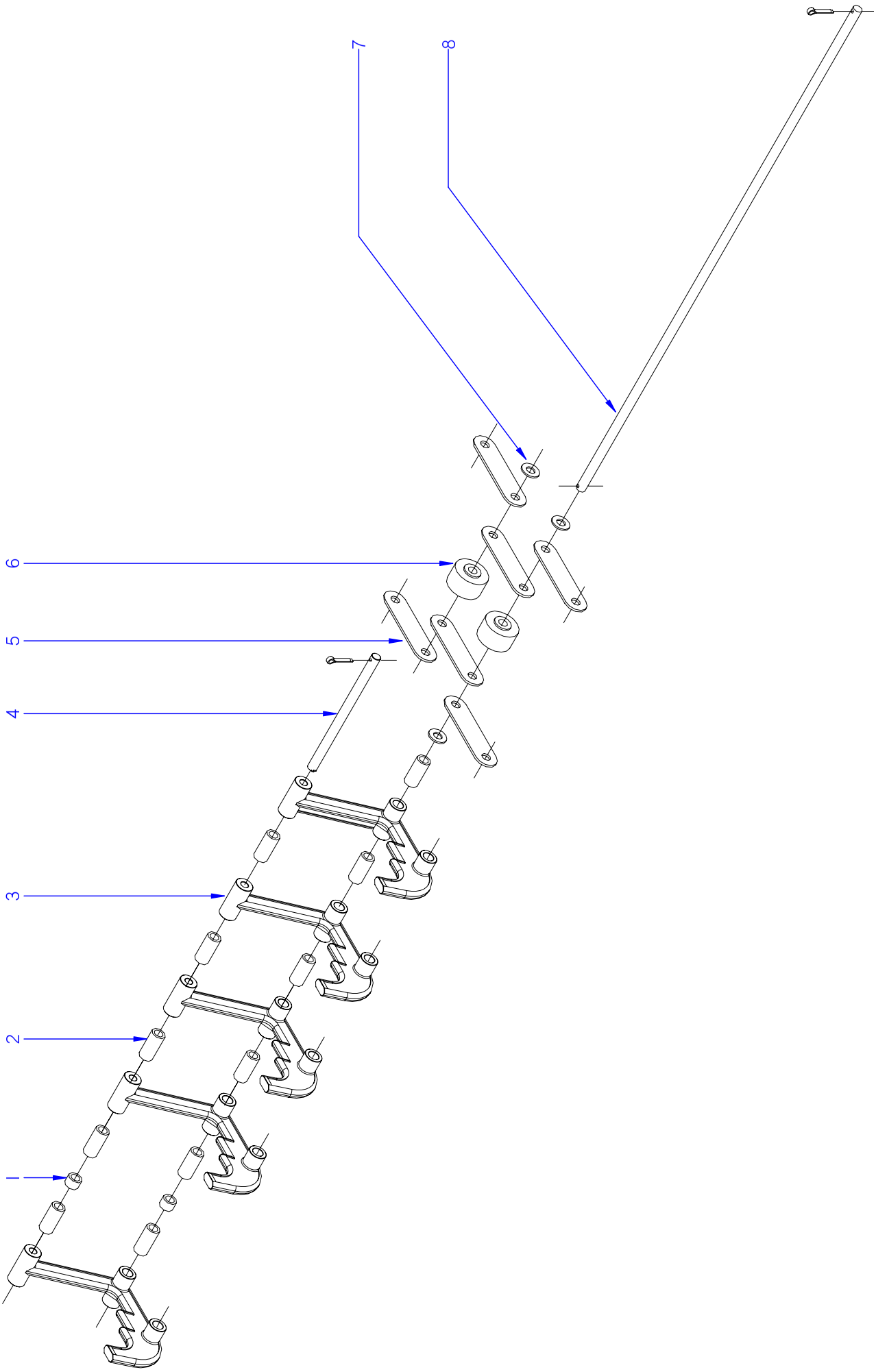

ITEM MARCADO EN COLOR = REPUESTO RECOMENDADO
COLOURED ITEM = RECOMMENDED SPARE PART

N plano	Firma	Fecha	Aparato		Lamina	
C-2523		2010-01	CINTA CONTENEDORES LAVAVAJILLAS DE CINTA		19	Fagor Industrial S.Coop. Oñate

MOD.	LAVAVAJILLAS DE CINTA	ZONA	CINTA CONTENEDORES	PLANO	C-2523

ITEM	CODIGO	DENOMINACION	TEXTO	2700	4000	6000				NOTAS
1	Z515045000	CASQUILLO SEPARADOR B	SEPARATING SOCKET B	222	267	312				
2	Z515044000	CASQUILLO SEPARADOR A	SEPARATING SOCKET A	2072	2492	2912				
3	Z515042000	PICO ARRASTRE TERMOS	PICO ARRASTRE THERMOS	592	712	832				
S/Nº	Z515050000	SUPLEMENTO TOPE PLATOS	PLATE STOP SUPPLEMEN.	9	9	9				
	Q262030000	ARANDELA GROW. A5 A.304	WASHER GROW. A5 A.304	18	18	18				
	Q012031000	TORNILLO EXAGONAL M5X10	HEXAGONAL SCREW M5X10	18	18	18				
4	Z515051000	EJE SUPERIOR Ø 5,25	SPINDLE Ø 5,25	74	89	104				
	Q352002000	PASADOR DE ALETAS Ø2X15	COTTER PIN Ø2X15	148	178	208				
	Q302022000	ARANDELA 16X6X1.2 A.304	WASHER 16X6X1.2 A.304	592	712	832				
5	Z515040000	DISTANCIADOR	SPACER	592	712	832				
6	Z775004000	RUEDA	WHEEL	296	356	416				
7	Q232050000	ARANDELA PLANA A-8	FLAT WASHER A-8	592	712	832				
8	Z515039000	EJE CINTA	BELT SPINDLE	148	178	208				
	Q352001000	PASADOR DE ALETAS Ø2X15	COTTER PIN Ø2X15	296	356	416				

MOD.	LAVAVAJILLAS DE CINTA	ZONA	VARIOS	PLANO	

ITEM	CODIGO	DENOMINACION	TEXTO	FI-2700	FI-4000	FI-6000	ECO-2700	ECO-4000	ECO-6000		NOTAS
	Z516101000	FOLLETOS INSTRUCCIONES FI	INSTRUCTION LEAFLET FI	1	1	1	_	_	_		
	Z526101000	FOLLETOS INSTRUCCIONES ECO	INSTRUCTION LEAFLET ECO	_	_	_	1	1	1		
	Z513042000	PLANO DE MONTAJE IZQUIERDO	LEFT ASSEMBLY PLAN	1	1	1	1	1	1		PLANO HE-15493
	Z513035000	PLANO DE MONTAJE DERECHO	RIGHT ASSEMBLY PLAN	1	1	1	1	1	1		PLANO HE-15490
	Z513041000	ESQUEMA TEORICO FI-270	THEOR. DIAGRAM FI-270	1	_	_	_	_	_		PLANO HC-17474
	Z533041000	ESQUEMA TEORICO FI-400	THEOR. DIAGRAM FI-400	_	1	_	_	_	_		PLANO HC-17476
	Z553041000	ESQUEMA TEORICO FI-600	THEOR. DIAGRAM FI-6000	_	_	1	_	_	_		PLANO HC-17478
	Z523041000	ESQUEMA TEORICO ECO-270	THEOR. DIAGRAM ECO-270	_	_	_	1	_	_		PLANO HC-17475
	Z543041000	ESQUEMA TEORICO ECO-400	THEOR. DIAGRAM ECO-400	_	_	_	_	1	_		PLANO HC-17477
	Z563041000	ESQUEMA TEORICO ECO-600	THEOR. DIAGRAM ECO-600	_	_	_	_	_	1		PLANO HC-17479
	Z313070000	LEYENDA ESQUEMA TEÓRICO	THEOR. DIAGRAMME LETTERIN	1	1	1	1	1	1		PLANO HC-17259
	Z513031000	INSTALACIÓN ELÉCTRICA BASE	BASE ELECTRICAL INSTALLAT.	1	1	1	1	1	1		
	Z533032000	CABLEADO FI-400	WIRING FI-400	_	1	1	_	1	1		
	Z553032000	CABLEADO FI-600	WIRING FI-600	_	_	1	_	_	1		
	Z283022000	CABLE TIERRA MOTOBOMBA	MOTOR PUMP EARTH WIRE	1	1	1	2	2	2		
	Z513032000	CABLEADO FUERZA BASE	BASE FORCE WIRING	1	1	1	1	1	1		
	Z513033000	CABLEADO CALDERÍN	WASH TUB WIRING	1	1	1	_	_	_		
	Z323001000	CABLEADO ECO-280	WIRING ECO-280	_	_	_	1	1	1		
	Z273086000	CABLEADO SECCIONADOR 160A	SECTIONATOR 160A WIRING	1	1	1	_	_	_		
	Z273085000	CABLEADO SECCIONADOR 125A	SECTIONATOR 125A WIRING	_	_	_	1	1	1		
	Z273087000	CABLEADO SECCIONADOR 250A	SECTIONATOR 2560A WIRING	1	1	1	_	_	_	SOLO FI SEC. + CALD. AUXILIAR	

MOD.	LAVAVAJILLAS DE CINTA	ZONA	PIEZAS A INTRODUCIR EN LA VERSION 220 V.	PLANO	

ITEM	CODIGO	DENOMINACION	TEXTO	FI-2700	FI-4000	FI-6000	ECO-2700	ECO-4000	ECO-6000		NOTAS
		PIEZAS A INTRODUCIR EN LA VERSION 220 V.									
6	Z513082000	SECCIONAD. 4P. 250A SIEMENS	SECTIONAT. 4P.250A SIEMENS	1	1	1	_	_	1		C-2518
6	Z513081000	SECCIONAD. 4P. 160A SIEMENS	SECTIONAT. 4P.160A SIEMENS	_	_	_	1	1	_		C-2518
33	Z513084000	BORNE DISTRIBUIDOR 120 MM2	DISTRIBUI. 120 MM2 TERMINAL	3	3	3	_	_	3		C-2518
	Z273086000	CABLEADO SECCIONADOR 160A	SECTIONATOR 160A WIRING	_	_	_	1	1	_		
	Z273087000	CABLEADO SECCIONADOR 250A	SECTIONATOR 2560A WIRING	1	1	1	_	_	1		

ESQUEMA DE MONTAJE CINTA IZQUIERDO HE-15943-4

IMPRIMIR EN A3 PARA LA CADENA



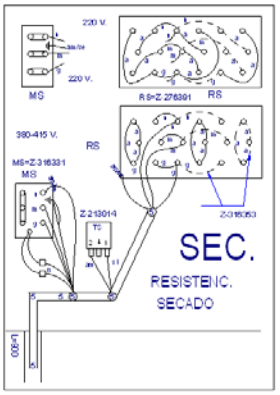

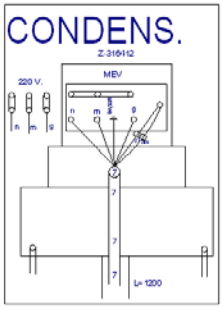

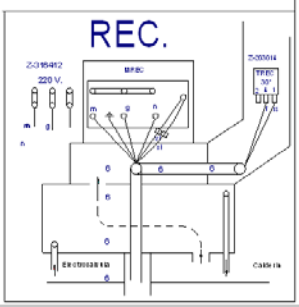

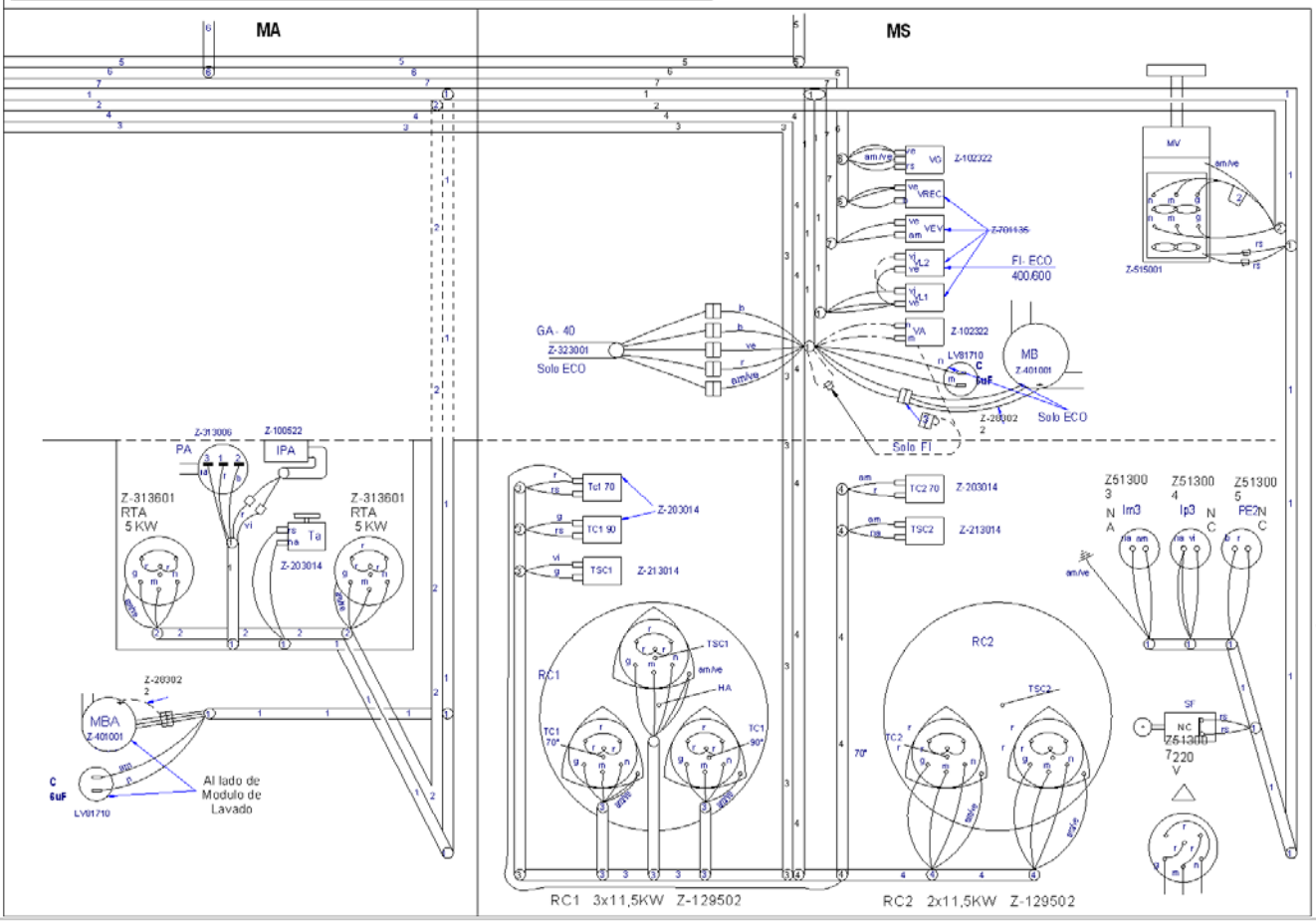

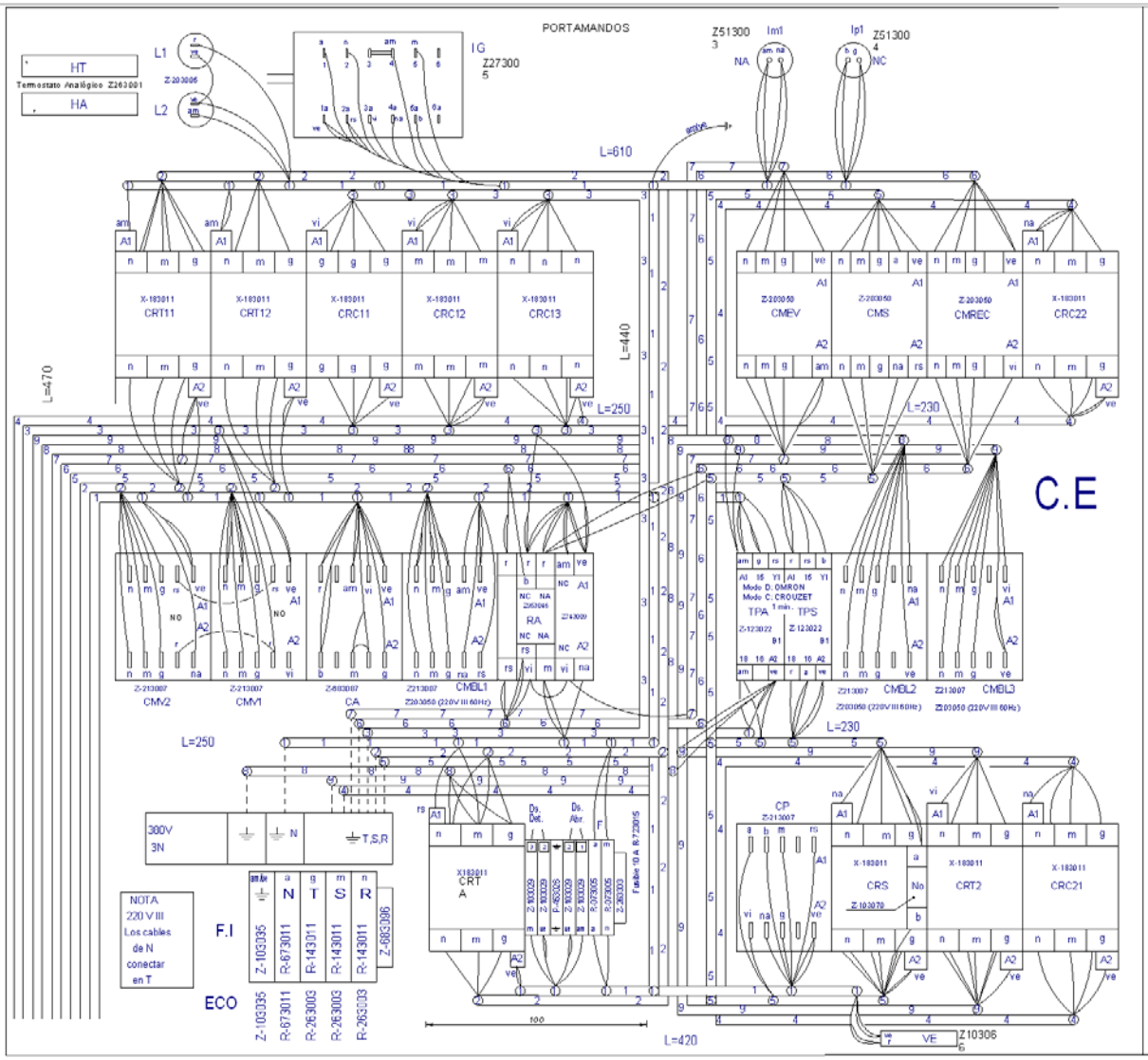

ESQUEMA DE MONTAJE CINTA IZQUIERDO

HE-15943-4

IMPRIMIR EN A3
PARA LA CADENA

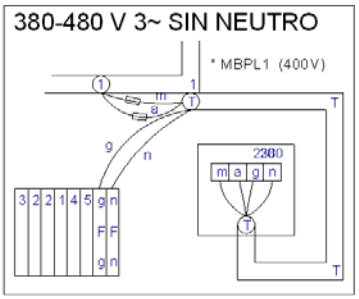

	600	400	270	REFERENCIA	Nº
I.Base Control	X	X	X	Z-513031	1
I.Base Fuerza	X	X	X	Z-513032	2
Calderín Eléctrico	X	X	X	Z-513033	3
Calderín auxiliar	X	X	X	Z-513034	4
Secado	X	X	X	Z-316381	5
Recuperador	X	X	X	Z-316452	6
Condensandor, Extrac.	X	X	X	Z-316702	7
Lavado 2 FI-400/600	X	X		Z-533032	8
Lavado 3 FI-600	X			Z-553032	9

Indicador de Componentes

LEYENDA

ESQUEMAS ELECTRICOS

Z-313068 Z-313070

ECO 270	Z-523041
ECO 400	Z-543041
ECO 600	Z-563041
FI-270	Z-513041
FI-400	Z-533041
FI-600	Z-553041

ESQUEMA DE MONTAJE CINTA IZQUIERDO HE-15943-4

IMPRIMIR EN A3
PARA LA
CADENA

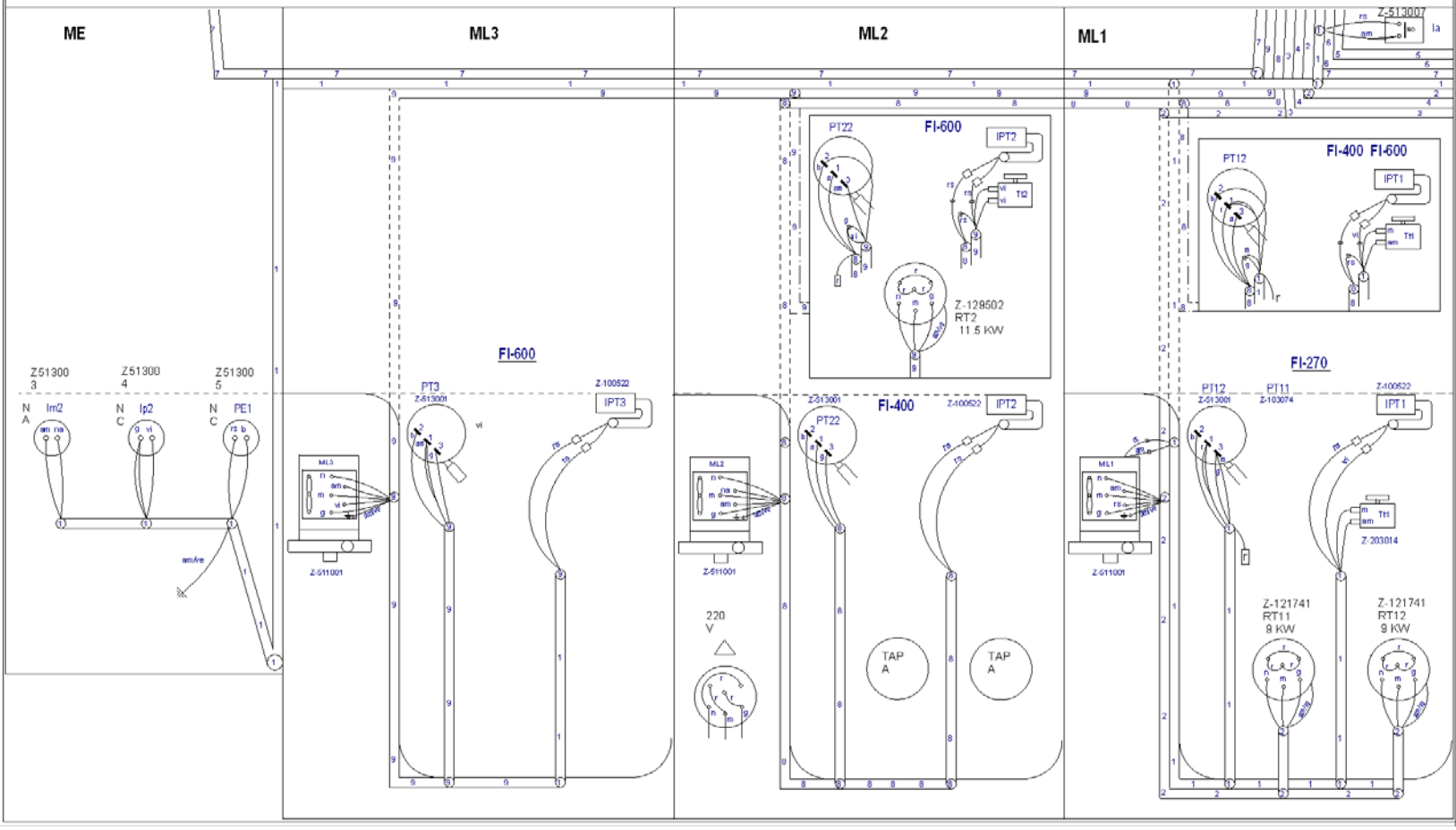

ESQUEMA DE MONTAJE CINTA IZQUIERDO HE-15943-4

IMPRIMIR EN A3 PARA LA CADENA



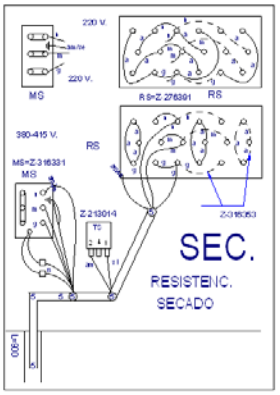

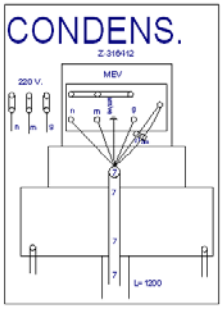

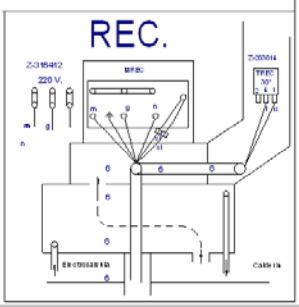

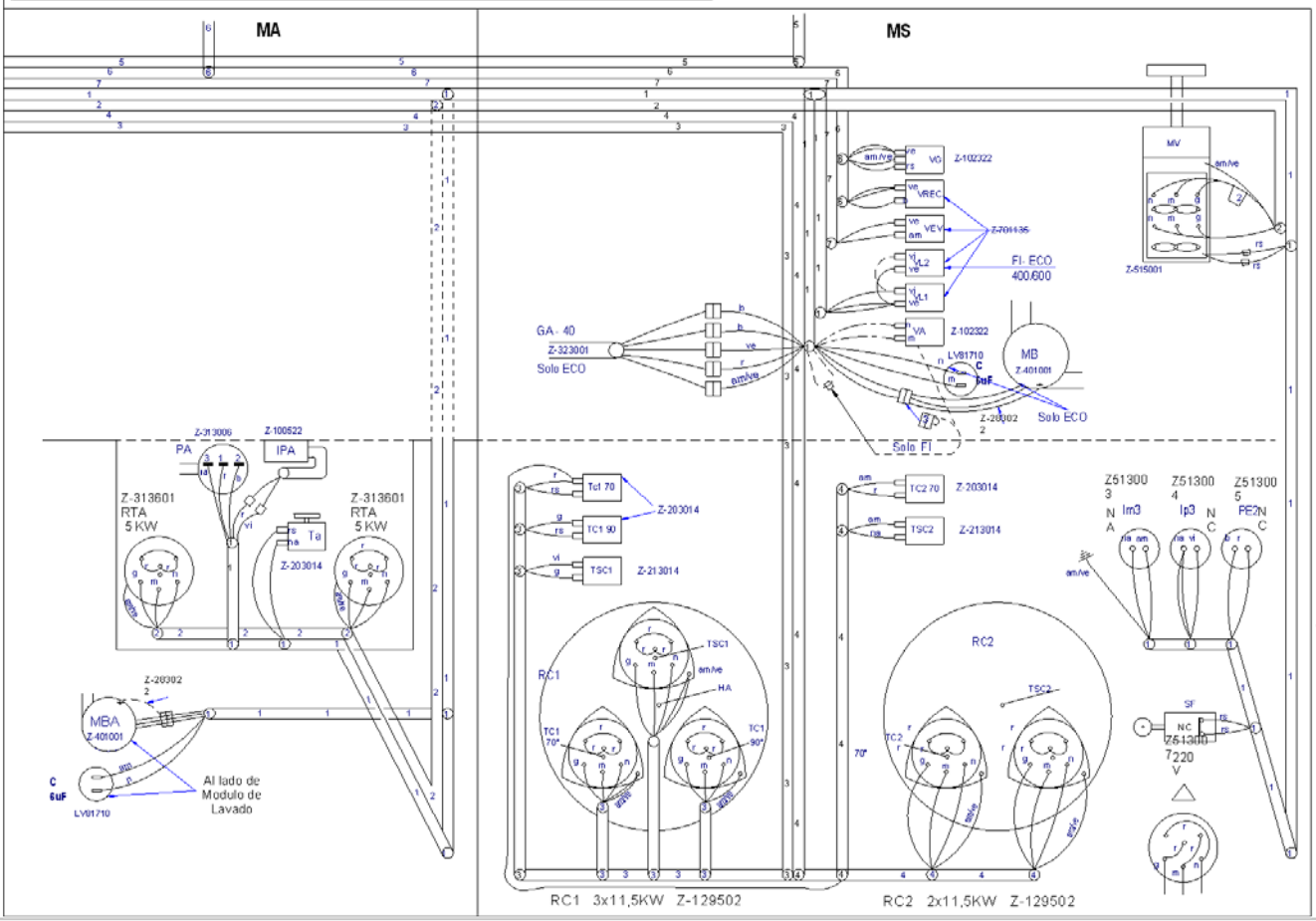

FI - 2700

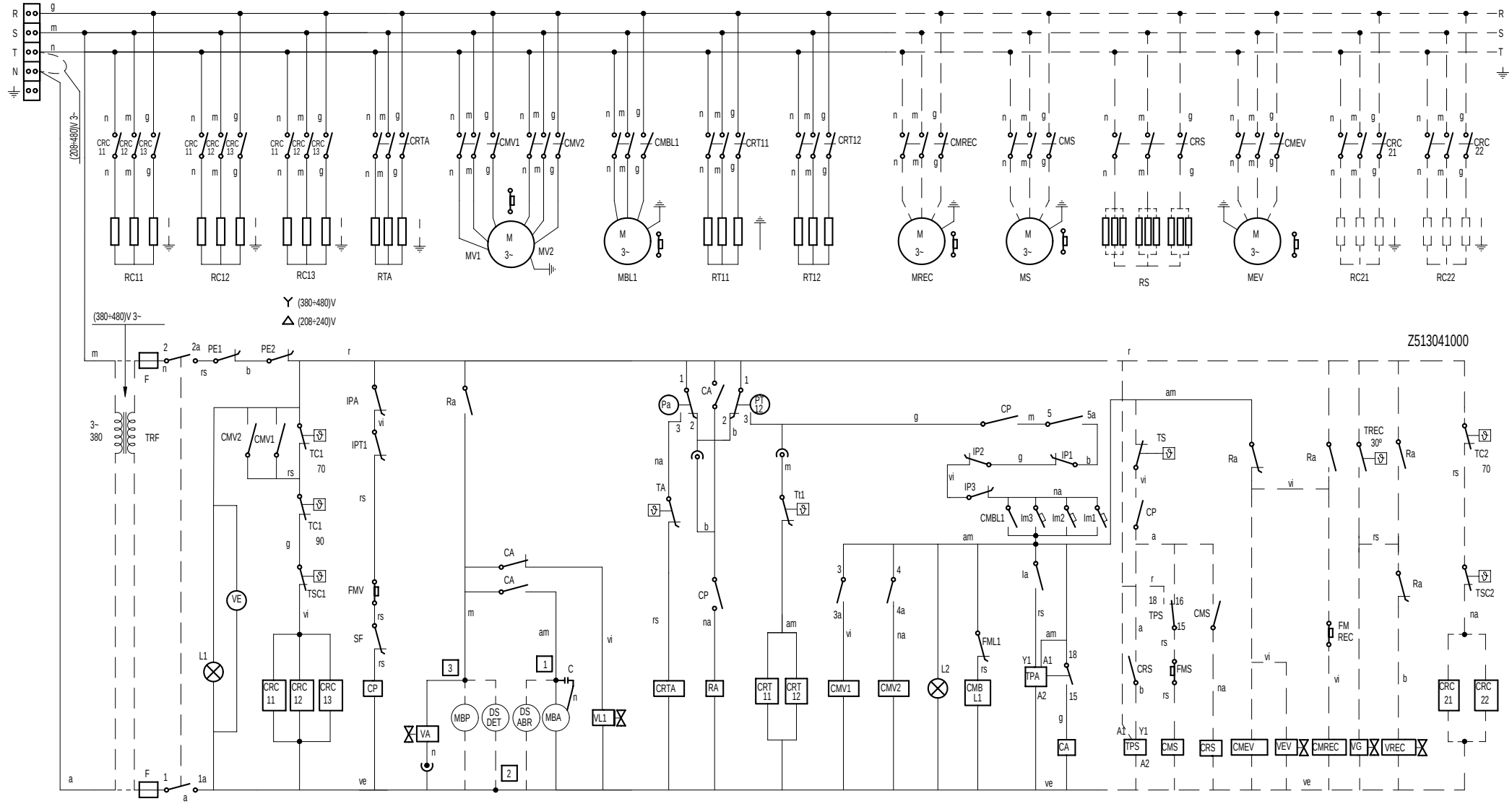

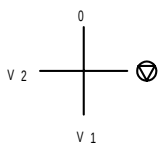

IG	1 1a	2 2a	3 3a	4 4a	5 5a	
0						
⊽	X	X				
V 1	X	X	X		X	X
V 2	X	X		X	X	X

COLOR	ESPAÑOL COLOR	FRANÇAIS COULEUR	ENGLISH COLOUR	DEUTSCH FARBEN	ITALIANO COLORE
a =	Azul	Bleu	Blue	Blau	Blu
am =	Amarillo	Jaune	Yellow	Gelb	Giallo
am/ve =	Amarillo/verde	Jaune / vert	Yellow / green	Gelb/grün	Giallo/verde
b =	Blanco	Blanc	White	Weiß	Bianco
g =	Gris	Gris	Grey	Grau	Grigio
m =	Marrón	Marron	Brown	Braun	Marrone

COLOR	ESPAÑOL COLOR	FRANÇAIS COULEUR	ENGLISH COLOUR	DEUTSCH FARBEN	ITALIANO COLORE
n =	Negro	Noir	Black	Schwarz	Nero
na =	Naranja	Orange	Orange	Orange	Arancio
r =	Rojo	Rouge	Red	Rot	Rosso
rs =	Rosa	Rose	Pink	Rosa	Roseo
ve =	Verde	Vert	Green	Grün	Verde
vi =	Violeta	Violet	Purple	Violett	Viola

HC-17474-2

400V 3N~

FI - 4000

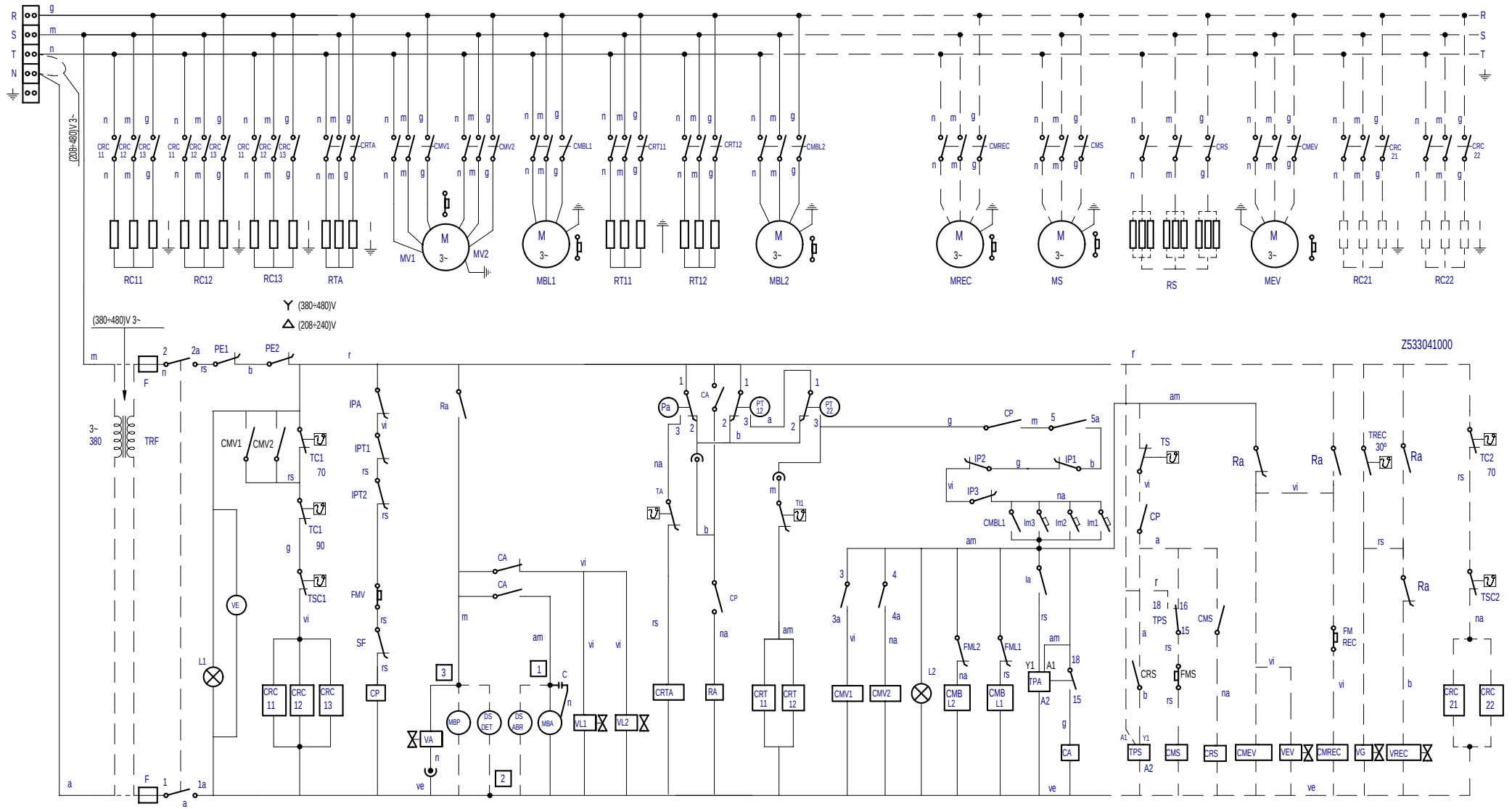

IG	1 1a	2 2a	3 3a	4 4a	5 5a	
0						
▽	X	X				
V_1	X	X	X		X	X
V_2	X	X		X	X	X

0, V_2, ▽, V_1

COLOR		ESPAÑOL	FRANÇAIS	ENGLISH	DEUTSCH	ITALIANO
		COLOR	*COULEUR*	*COLOUR*	*FARBEN*	*COLORE*
a	=	Azul	Bleu	Blue	Blau	Blu
am	=	Amarillo	Jaune	Yellow	Gelb	Giallo
am/ve	=	Amarillo/verde	Jaune / vert	Yellow / green	Gelb/grün	Giallo/verde
b	=	Blanco	Blanc	White	Weiß	Bianco
g	=	Gris	Gris	Grey	Grau	Grigio
m	=	Marrón	Marron	Brown	Braun	Marrone

COLOR		ESPAÑOL	FRANÇAIS	ENGLISH	DEUTSCH	ITALIANO
		COLOR	*COULEUR*	*COLOUR*	*FARBEN*	*COLORE*
n	=	Negro	Noir	Black	Schwarz	Nero
na	=	Naranja	Orange	Orange	Orange	Arancio
r	=	Rojo	Rouge	Red	Rot	Rosso
rs	=	Rosa	Rose	Pink	Rosa	Roseo
ve	=	Verde	Vert	Green	Grün	Verde
vi	=	Violeta	Violet	Purple	Violett	Viola

HC-17476-2

FI - 6000

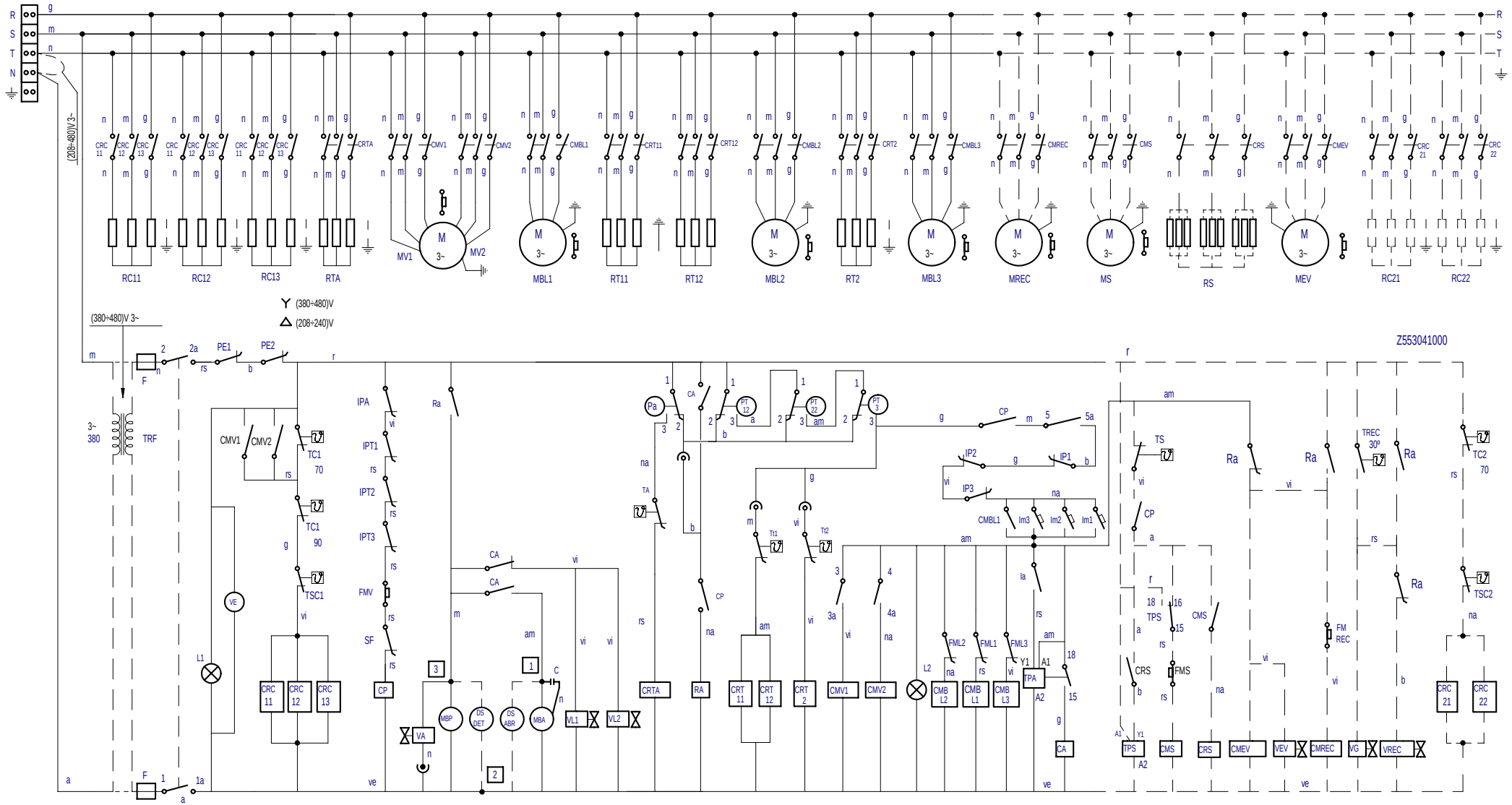

IG	1 1a	2 2a	3 3a	4 4a	5 5a	
0						
▽	X	X				
V_1	X	X	X		X	X
V_2	X	X		X	X	X

0, V_2, V_1, ▽

COLOR		ESPAÑOL	FRANÇAIS	ENGLISH	DEUTSCH	ITALIANO
		COLOR	*COULEUR*	*COLOUR*	*FARBEN*	*COLORE*
a	=	Azul	Bleu	Blue	Blau	Blu
am	=	Amarillo	Jaune	Yellow	Gelb	Giallo
am/ve	=	Amarillo/verde	Jaune / vert	Yellow / green	Gelb/grün	Giallo/verde
b	=	Blanco	Blanc	White	Weiß	Bianco
g	=	Gris	Gris	Grey	Grau	Grigio
m	=	Marrón	Marron	Brown	Braun	Marrone

COLOR		ESPAÑOL	FRANÇAIS	ENGLISH	DEUTSCH	ITALIANO
		COLOR	*COULEUR*	*COLOUR*	*FARBEN*	*COLORE*
n	=	Negro	Noir	Black	Schwarz	Nero
na	=	Naranja	Orange	Orange	Orange	Arancio
r	=	Rojo	Rouge	Red	Rot	Rosso
rs	=	Rosa	Rose	Pink	Rosa	Roseo
ve	=	Verde	Vert	Green	Grün	Verde
vi	=	Violeta	Violet	Purple	Violett	Viola

HC-17478 -2

400V 3N~

ECO-2700

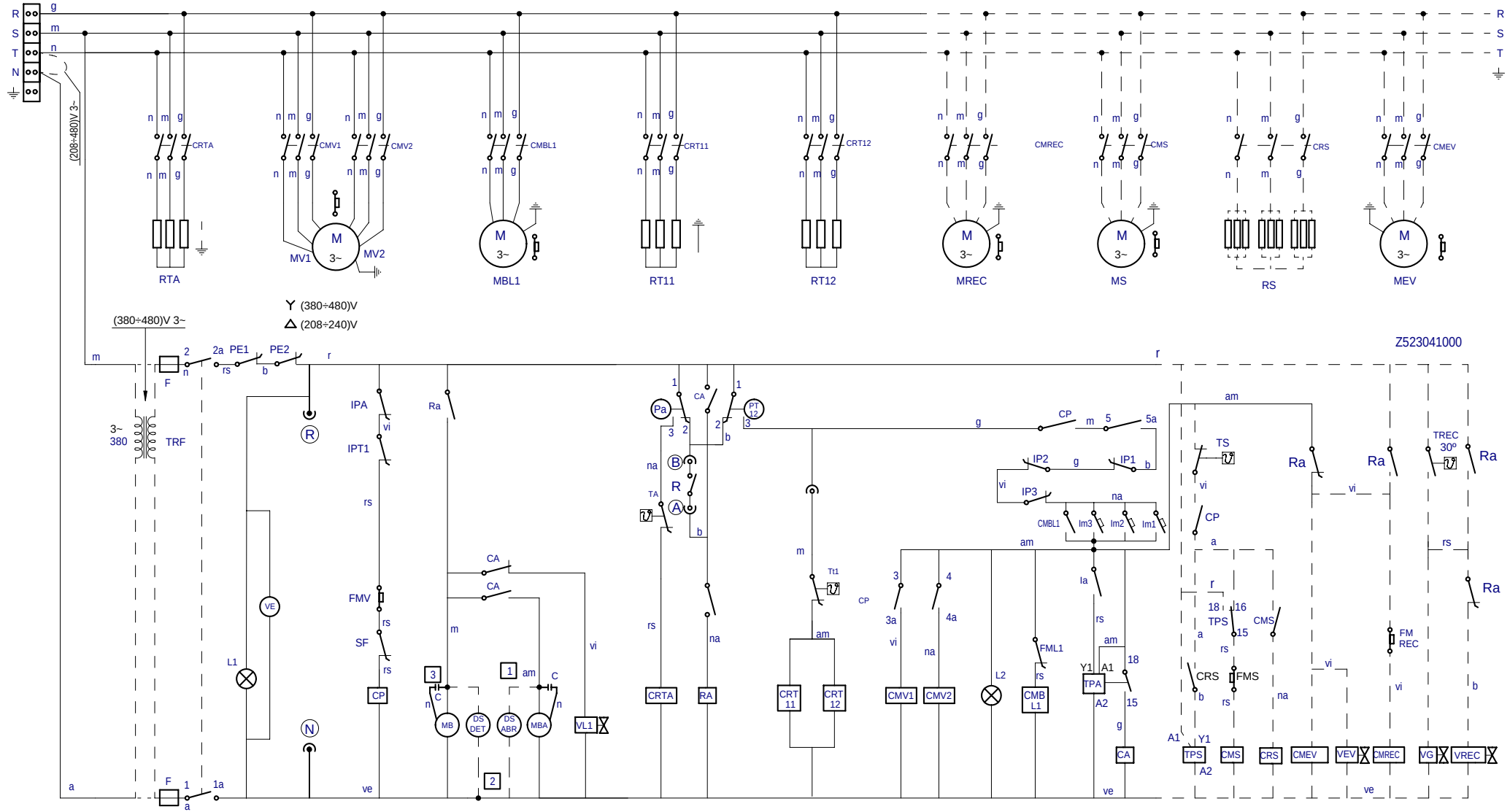

IG	1 1a	2 2a	3 3a	4 4a	5 5a	6 6a
0						
⏚	X	X				
V_1	X	X	X		X	X
V_2	X	X		X	X	X

0, V_2, V_1, ⏚

COLOR		ESPAÑOL	FRANÇAIS	ENGLISH	DEUTSCH	ITALIANO
		COLOR	*COULEUR*	*COLOUR*	*FARBEN*	*COLORE*
a	=	Azul	Bleu	Blue	Blau	Blu
am	=	Amarillo	Jaune	Yellow	Gelb	Giallo
am/ve	=	Amarillo/verde	Jaune / vert	Yellow / green	Gelb/grün	Giallo/verde
b	=	Blanco	Blanc	White	Weiß	Bianco
g	=	Gris	Gris	Grey	Grau	Grigio
m	=	Marrón	Marron	Brown	Braun	Marrone

COLOR		ESPAÑOL	FRANÇAIS	ENGLISH	DEUTSCH	ITALIANO
		COLOR	*COULEUR*	*COLOUR*	*FARBEN*	*COLORE*
n	=	Negro	Noir	Black	Schwarz	Nero
na	=	Naranja	Orange	Orange	Orange	Arancio
r	=	Rojo	Rouge	Red	Rot	Rosso
rs	=	Rosa	Rose	Pink	Rosa	Roseo
ve	=	Verde	Vert	Green	Grün	Verde
vi	=	Violeta	Violet	Purple	Violett	Viola

HC-17475 - 1

400V 3N~

ECO-4000

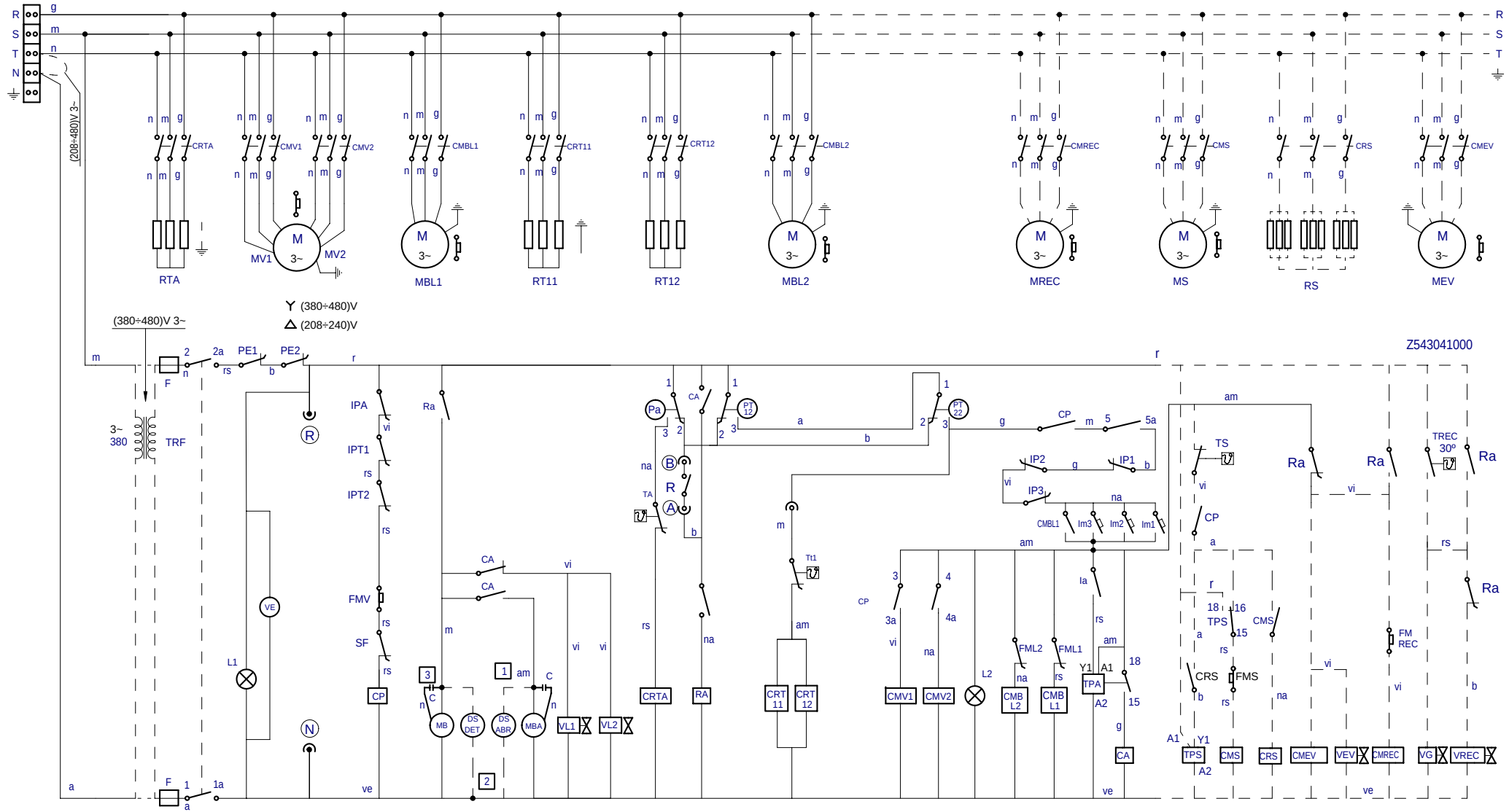

IG	1 1a	2 2a	3 3a	4 4a	5 5a	6 6a
0						
⏚	X	X				
V_1	X	X	X		X	X
V_2	X	X		X	X	X

0, V_2, ⏚, V_1

COLOR		ESPAÑOL	FRANÇAIS	ENGLISH	DEUTSCH	ITALIANO
		COLOR	*COULEUR*	*COLOUR*	*FARBEN*	*COLORE*
a	=	Azul	Bleu	Blue	Blau	Blu
am	=	Amarillo	Jaune	Yellow	Gelb	Giallo
am/ve	=	Amarillo/verde	Jaune / vert	Yellow / green	Gelb/grün	Giallo/verde
b	=	Blanco	Blanc	White	Weiß	Bianco
g	=	Gris	Gris	Grey	Grau	Grigio
m	=	Marrón	Marron	Brown	Braun	Marrone

COLOR		ESPAÑOL	FRANÇAIS	ENGLISH	DEUTSCH	ITALIANO
		COLOR	*COULEUR*	*COLOUR*	*FARBEN*	*COLORE*
n	=	Negro	Noir	Black	Schwarz	Nero
na	=	Naranja	Orange	Orange	Orange	Arancio
r	=	Rojo	Rouge	Red	Rot	Rosso
rs	=	Rosa	Rose	Pink	Rosa	Roseo
ve	=	Verde	Vert	Green	Grün	Verde
vi	=	Violeta	Violet	Purple	Violett	Viola

400V 3N~

ECO-6000

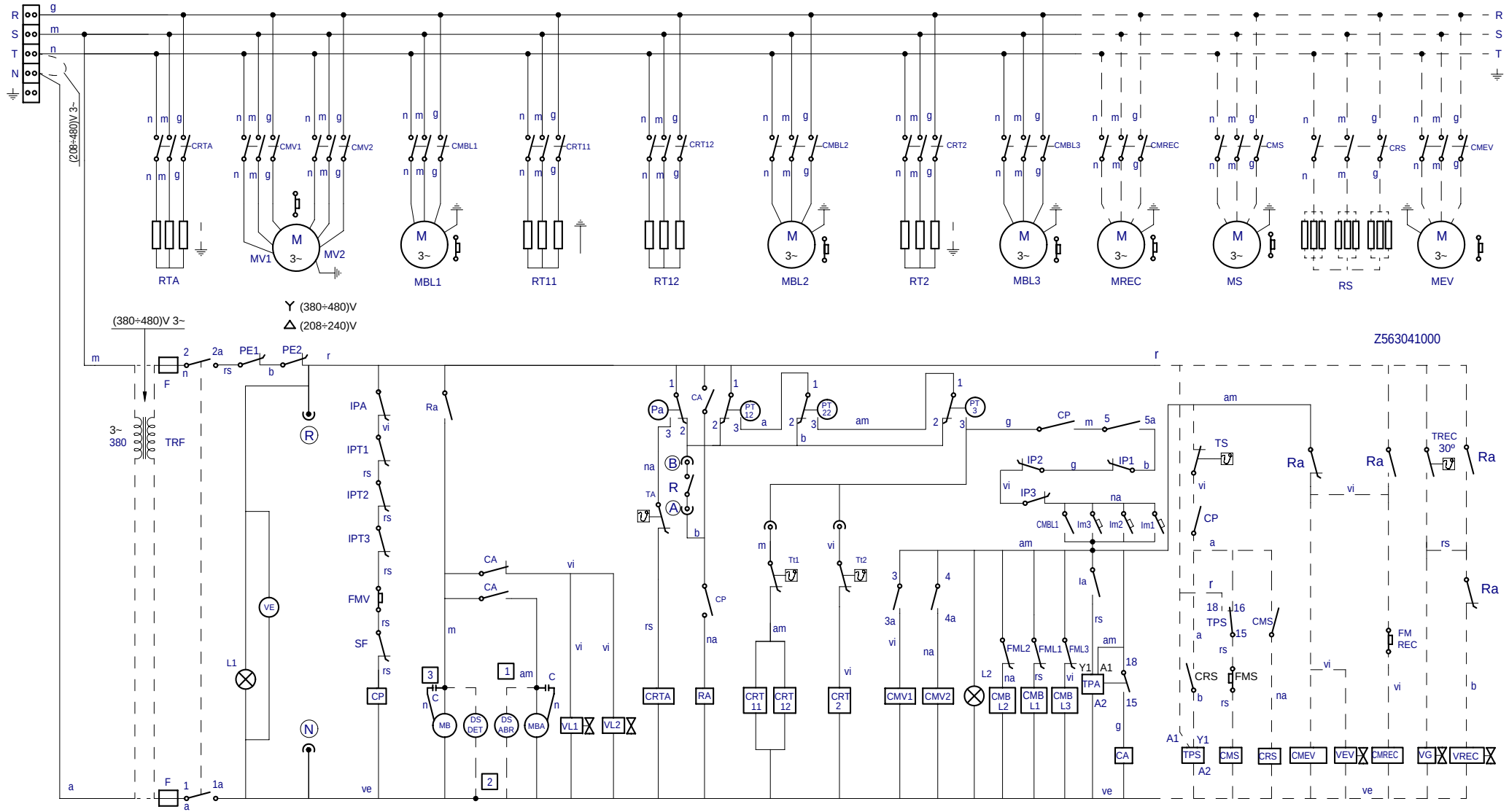

IG	1 1a	2 2a	3 3a	4 4a	5 5a	6 6a
0						
▽	X	X				
V_1	X	X	X		X	X
V_2	X	X		X	X	X

0, V_2, ▽, V_1

COLOR		ESPAÑOL	FRANÇAIS	ENGLISH	DEUTSCH	ITALIANO
		COLOR	*COULEUR*	*COLOUR*	*FARBEN*	*COLORE*
a	=	Azul	Bleu	Blue	Blau	Blu
am	=	Amarillo	Jaune	Yellow	Gelb	Giallo
am/ve	=	Amarillo/verde	Jaune / vert	Yellow / green	Gelb/grün	Giallo/verde
b	=	Blanco	Blanc	White	Weiß	Bianco
g	=	Gris	Gris	Grey	Grau	Grigio
m	=	Marrón	Marron	Brown	Braun	Marrone

COLOR		ESPAÑOL	FRANÇAIS	ENGLISH	DEUTSCH	ITALIANO
		COLOR	*COULEUR*	*COLOUR*	*FARBEN*	*COLORE*
n	=	Negro	Noir	Black	Schwarz	Nero
na	=	Naranja	Orange	Orange	Orange	Arancio
r	=	Rojo	Rouge	Red	Rot	Rosso
rs	=	Rosa	Rose	Pink	Rosa	Roseo
ve	=	Verde	Vert	Green	Grün	Verde
vi	=	Violeta	Violet	Purple	Violett	Viola

HC-17479 - 1

ESPANOL

Ⓐ Ⓑ = Puntos de conexion con R
Ⓒ = Puntos de conex.160/200 sin secado ni condensador
C,C1,C2 = Condensador
CA = Rele auxiliar aclarado
CMBL 1/2/3 = Contactor bomba lavado 1/2/3
CMBPL = Contactor bomba prelavado
CMEV = Contactor motor extractor
CMS = Contactor motor secado
CMV 1/2 = Contactor avance 1/2
CMREC = Contactor motor recuperador
CRC 11/12/13/21/22 = Contactor calentamiento calderin
CRS = Contactor resistencia secado
CRTA = Contactor calentamiento aclarado
CRT2 = Contactor calentamiento tanque 2
CRT11/12 = Contactor calentamiento tanque 1
CP = Rele puerta
DS.ABR = Dosificador abrillantador
DS.DET.= Dosificador detergente
F = Fusible
FMEV = Rele termico motor extractor
FML1/2/3 = S. Termico bomba lavado 1/2/3
FMS = Rele termico motor secado
FMREC = Rele termico motor recuperador
FMV = S. Termica motor avance
Ia = Micro aclarado
IG = Interruptor general
IL = Micro lavado
Im1/2/3 = Pulsador de marcha
IPA = Micro puerta aclarado
IP1/2/3 = Pulsador de parada
IPPL = Micro puerta prelavado
IPT1/2/3 = Micro puerta tanque 1/2/3
L1 = Piloto de encendido
L2 = Piloto marcha
MB = Bomba de llenado y aclarado
MBA = Bomba aclarado
MBL1/2/3 = Bomba lavado 1/2/3
MBP = Bomba de presion
MBPL = Bomba prelavado
MEV = Motor extractor vahos
MREC = Motor recuperador
MS = Motor secado
MV = Motor avance
Pa = Presostato aclarado
PE1/2 = Parada de emergencia
PPL = Presostato prelavado
PT11 = Presostato lavado 1 calentamiento
PT12 = Presostato lavado 1 llenado
PT21 = Presostato lavado 2 calentamiento
PT2/PT22 = Presostato lavado 2 llenado
PT3 = Presostato lavado 3 llenado
R = Rele de Generador A.C.
Ⓡ Ⓝ = Toma de alimentacion Generador A.C.
Ra = Rele auxiliar aclarado y llenado
RC11/12/13/21/22 = Resistencia calderin
RS = Resistencia secado
RTA = Resistencia calentamiento aclarado
RT2 = Resistencia tanque 2
RT11/12 = Resistencia tanque 1
SF = Micro fin recorrido
TA = Termostato aclarado
TC,1/2 = Termostato calderin
TPA = Temporizador Aclarado
TPT = Temporizador inicio
TPS = Temporizador secado
TREC = Termostato recuperador
TRF = Transformador
TS = Termostato secado
TSC,1/2 = Limitador calderin
Tt1/2 = Termostato tanque 1/2
VA = Electrovalvula llenado y aclarado
VE = Ventilador cuadro electrico
VEV = Electrovalvula condensacion vahos
VL1/2 = Electrovalvula llenado tanque
VG = Electrovalvula general
VREC = Electrovalvula salida

COLOR		COLORES
a	=	Azul
am	=	Amarillo
am/ve	=	Amarillo/verde
b	=	Blanco
g	=	Gris
m	=	Marrón
n	=	Negro
na	=	Naranja
r	=	Rojo
rs	=	Rosa
ve	=	Verde
vi	=	Violeta

FRANÇAIS

Points de conexion R
Points de conexion 160/200 sans sechege ni condensateur
Condensateur
Relais auxilier rinçage
Contacteur pompe lavage 1/2/3
Contacteur pompe prelavage
Contacteur moteur extracteur
Contacteur moteur sechage
Contacteur avance 1/2
Contacteur moteur recuperateur
Contacteur chauf. surchauffeur
Contacteur resistances sechage
Contacteur chaufage rinçage
Contacteur chaufage cuve 2
Contacteur chaufage cuve 1
Relais porte
Dosseur de tensoactif
Dosseur de detergent
Fusible
Relais termique moteur extracteur
S. Termique pompe lavage 1/2/3
Relais termique moteur sechage
Relais termique moteur recuperateur
S. Termica moteur avance
Micro rinçage
Interrupteur general
Micro lavage
Bouton marche
Micro porte rinçage
Bouton arrêt
Micro porte prelavage
Micro porte cuve 1/2/3
Voyant funcionement
Voyant demarrage
Pompe remplissage rinçage
Pompe rinçage
Pompe lavage 1/2/3
Pompe de pression
Pompe prelavage
Moteur extracteur vapeur
Moteur recuperateur
Moteur sechage
Moteur avance
Pressostat rinçage
Arrêt d´urgence
Pressostat prelavage
Pressostat lavage 1 chauffage
Pressostat lavage 1 remplissage
Pressostat lavage 2 chauffage
Pressostat lavage 2 remplissage
Pressostat lavage 3 remplissage
Relais du Generateur
Alimentation generateur
Relais auxilier rinçage remplissage
Resistance surchauffeur
Resistance sechage
Resistance chauffage rinçage
Resistance cuve 2
Resistance cuve 1
Micro fin de coourse
Thermostat de rinçage
Thermostat surchauffeur
Temporisateur rinçage
Temporisateur demarrage
Temporisateur sechage
Thermostate recuperateur
Transformateur
Thermostat sechage
Thermostat limiteur surchauffeur
Thermostat cuve 1/2
Electrovanne remplissage rinçage
Ventilateur tableau electrique
Electrovanne condenseur vapeur
Electrovanne remplissage cuve
Electrovanne general
Electrovanne demarrage

COULEURS

Bleu
Jaune
Jaune / vert
Blanc
Gris
Marron
Noir
Orange
Rouge
Rose
Vert
Violet

ENGLISH

Conecction point with R
Connection points 160/200 without drying nor condenser
Condenser
Rinse auxiliary relay
Wash pump contactor 1/2/3
Pre-Wash pump contactor
Exhaust motor contactor
Drying motor contactor
Advance contactor 1/2
Motor recover contactor
Boiler heating contactor
Drying heating element contactor
Rinse heating contactor
Tank heating contactor 2
Tank heating contactor 1
Door relay
Rinse doser
Detergent doser
Fuse
Thermic switch exhaust motor relay
Thermic switch pump 1/2/3
Drying motor thermic relay
Thermic switch recover motor
Thermic switch rack pulling motor
Rinse microswitch
Main switch
Wash microswitch
On pushbutton
Rinse door microswitch
Off pushbutton
Pre-wash door microswitch
Tank door microswitch 1/2/3
Operation light
Start light
Fill and rinse pump
Rinse pump
Wash pump 1/2/3
Pressure pump
Pre-wash pump
Exhaust steam motor
Recover motor
Drying motor
Motor advance
Rinse level switch
Emergency stop
Pre-wash level switch
Wash level 1 and heating switch
Wash level 1 and fill switch
Wash level 2 and heating switch
Wash level 2 and fill switch
Wash 3 fill pressostat
Generator rele
Water heater feeding
Rinse and fill auxiliary relay
Boiler heating element
Drying heating element
Rinse heating heater
Tank heater 2
Tank heater 1
Safety end switch
Rinse thermostat
Boiler thermostat
Rinsing timer
Start timer
Drying timer
Recover thermostat
Trasformer
Drying thermostat
Boiler Hi-limit thermostat
Tank thermostat 1/2
Fill and rinse valve
Switchboard fan
Exhaust condenser solenoide valve
Tank fill valve
Main valve
Outlet solenoide valve

COLOUR

Blue
Yellow
Yellow / green
White
Grey
Brown
Black
Orange
Red
Pink
Green
Purple

DEUTSCH

Anschlusspunkte mit R
Anschlusspunkte 160/200 weder ohne Trocknung noch Kondensator
Kondensator
Hilfsrelais Spülen
Kontaktschütz Waschpumpe 1/2/3
Kontaktschütz Vorwaschpumpe
Kontaktschütz Abzugsmotor
Kontaktschütz Trocknungsmotor
Kontaktschütz Vorlauf 1/2
Kontaktschütz Rekuperatormotor
Kontaktschütz Boilerheizung
Kontaktschütz Trocknungsheizwiderstand
Kontaktschütz Spülheizung
Kontaktschütz Heizung Tank 2
Kontaktschütz Heizung Tank 1
Türrelais
Dosierer Glanzmittel
Dosierer Spülmittel
Sicherung
Thermorelais Abzugsmotor
Thermoschalter Waschpumpe 1/2/3
Thermorelais Trocknungsmotor
Thermorelais Rekuperatormotor
Thermoschalter Vorlaufmotor
Mikroschalter Spülen
Hauptschalter
Mikroschalter Waschen
Betriebstaster
Mikroschalter Tür Spülen
Aus-Taster
Mikroschalter Tür Vorwaschen
Mikroschalter Tür Tank 1/2/3
Betriebsanzeigelampe
Startanzeigelampe
Füll-und Spülpumpe
Spülpumpe
Waschpumpe 1/2/3
Druckpumpe
Vorwaschpumpe
Motor Dampfabzug
Rekuperatormotor
Trocknungsmotor
Vorlaufmotor
Druckregler Spülen
Not-Aus
Druckregler Vorwaschen
Druckregler Waschstufe 1 Heizen
Druckregler Waschstufe 1 Füllen
Druckregler Waschstufe 2 Heizen
Druckregler Waschstufe 2 Füllen
Druckwächter Spülgang 3 Füllvorgang
Relais Generator
Stromversorgungsanschluss Generator
Hilfsrelais Spülen und Füllen
Boilerheizwiderstand
Heizwiderstand Trocknen
Heizwiderstand Spülen
Heizwiderstand Tank 2
Heizwiderstand Tank 1
Mikroschalter Zyklusende
Thermostat zum Spülen
Thermostat kessel
Zeitschaltuhr Spülgang
Start-Timer
Trocknungs-Timer
Rekuperator-Timer
Transformator
Trocknungsthermostat
Grenzthermostat Boiler
Thermostat Tank 1/2
Elektroventil Füllen und Spülen
Schalttafelventilator
Elektroventil Dampfkondensation
Elektroventil Tankfüllung
Hauptelektroventil
Ausgangselectroventil

FARBEN

Blau
Gelb
Gelb/grün
Weiß
Grau
Braun
Schwarz
Orange
Rot
Rosa
Grün
Violett

ITALIANO

Punti di collegamento con R
Punti di collegamento 160/200 senza asciugatura né condensatore
Condensatore
Rele ausiliario risciacquo
Contattore pompa lavaggio 1/2/3
Contattore pompa prelavaggio
Contattore motore estrattore
Contattore motore asciugatura
Contattore avanzamento 1/2
Contattore motore recuperatore
Contattore riscaldamento boiler
Contattore resistenza asciugatura
Contattore riscaldamento risciacquo
Contattore riscaldamento serbatoio 2
Contattore riscaldamento serbatoio 1
Rele porta
Dosatore brillantante
Dosatore detersivo
Fusibile
Rele termico motore estrattore
Rele termico pompa lavaggio 1/2/3
Rele termico motore asciugatura
Contattore motore recuperatore
Rele termico motore avanzamento
Microinterruttore risciacquo
Interruttore generale
Microinterruttore lavaggio
Bottone di avvio
Microinterruttore porta risciacquo
Bottone di arresto
Microinterruttore porta prelavaggio
Microinterruttore porta serbatoio 1/2/3
Spia accensione
Spia avvio
Pompa di riempimento e risciacquo
Pompa risciacquo
Pompa lavaggio 1/2/3
Pompa a pressione
Pompa prelavaggio
Motore estrazione vapore
Motore recuperatore
Motore asciugatura
Motore avanzamento
Pressostato risciacquo
Arresto di emergenza
Pressostato prelavaggio
Pressostato lavaggio 1 riscaldamento
Pressostato lavaggio 1 riempimento
Pressostato lavaggio 2 riscaldamento
Pressostato lavaggio 2 riempimento
Pressostato lavaggio 3 riempimento
Rele Generator
Alimentazione generatore
Rele ausiliario risciacquo e riempimento
Resistenza boiler
Resistenza asciugatura
Resistenza riscaldamento risciacquo
Resistenza serbatoio 2
Resistenza serbatoio 1
Microinterruttore finecorsa
Termostato risciacquo
Termostato boiler
Timer risciacquo
Timer avvio
Timer asciugatura
Termostato recuperatore
Trasformatore
Termostato asciugatura
Termostato limitatore boiler
Termostato serbatoio 1/2
Elettrovalvola riempimento e risciacquo
Ventilatore quadro elettrico
Elettrovalvola condensazione vapore
Elettrovalvola riempimento serbatoio
Elettrovalvola generale
Elettrovalvola uscita

COLORE

Blu
Giallo
Giallo/verde
Bianco
Grigio
Marrone
Nero
Arancio
Rosso
Roseo
Verde
Viola

Z313070000