


MAINTENANCE MANUAL

BLAST CHILLERS AND FREEZERS



Models: 5 Levels 12/6 and 20/10 kg
 10 Levels 35/15 and 45/20 kg
 13 Levels 60/25 and 80/40 kg



IMPORTANT RECOMMENDATIONS

- * The maintenance of this equipment should be entrusted to qualified technicians
- * The product supplied conforms to current norms, any intervention carries a responsibility.
- * Any operation on the electric or refrigeration circuits should only be undertaken when the unit is DISCONNECTED (Unplugged)
- * If any work is undertaken on the electrics it is imperative that the earth continuity between the unit and the supply socket is maintained.
- * During any intervention it is imperative that the factory systems are respected so as not to compromise safety.
- * The correct operation of this equipment depends on the safety and operating systems functioning as designed. We can not be held responsible for poor operation that results from inappropriate modifications.
- * The manufacturer can not be held responsible for usage other than that for which the equipment was designed.

ALL SPECIFICATIONS AND CHARACTERISTICS IN THIS MANUAL MAY
BE SUBJECT TO CHANGE WITHOUT NOTICE

TABLE OF CONTENTS

BLAST CHILLERS AND FREEZERS

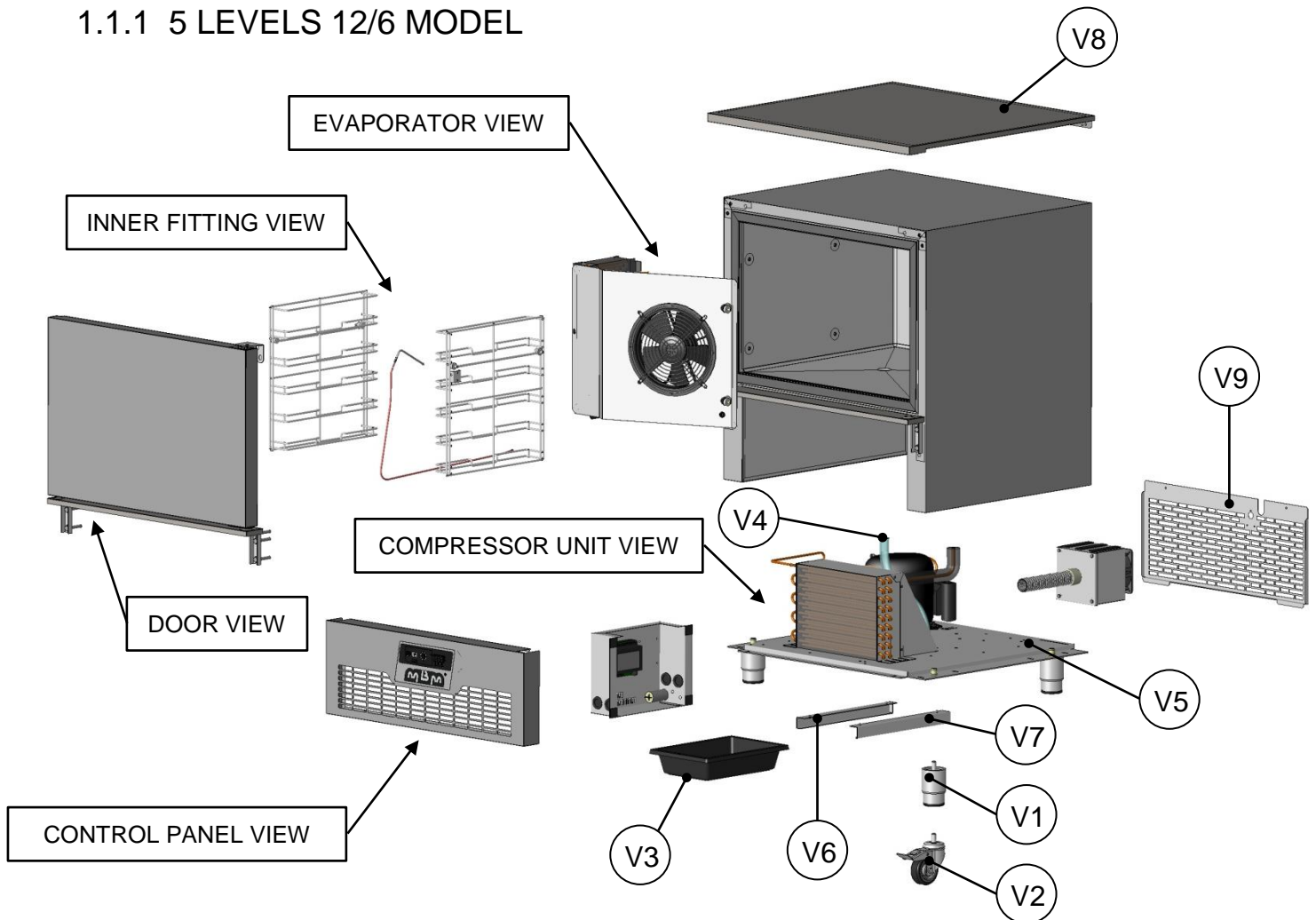
Models: 5 Levels 12/6 and 20/10 kg
 10 Levels 35/15 and 45/20 kg
 13 Levels 60/25 and 80/40 kg

1. Spare parts	2
1.1 General views	2
1.2 Doors	8
1.3 Inner fitting	11
1.4 Evaporators	14
1.5 Compressors units	20
1.6 Control panels	26
1.7 Anti-Smell Option	31

1. SPARE PARTS

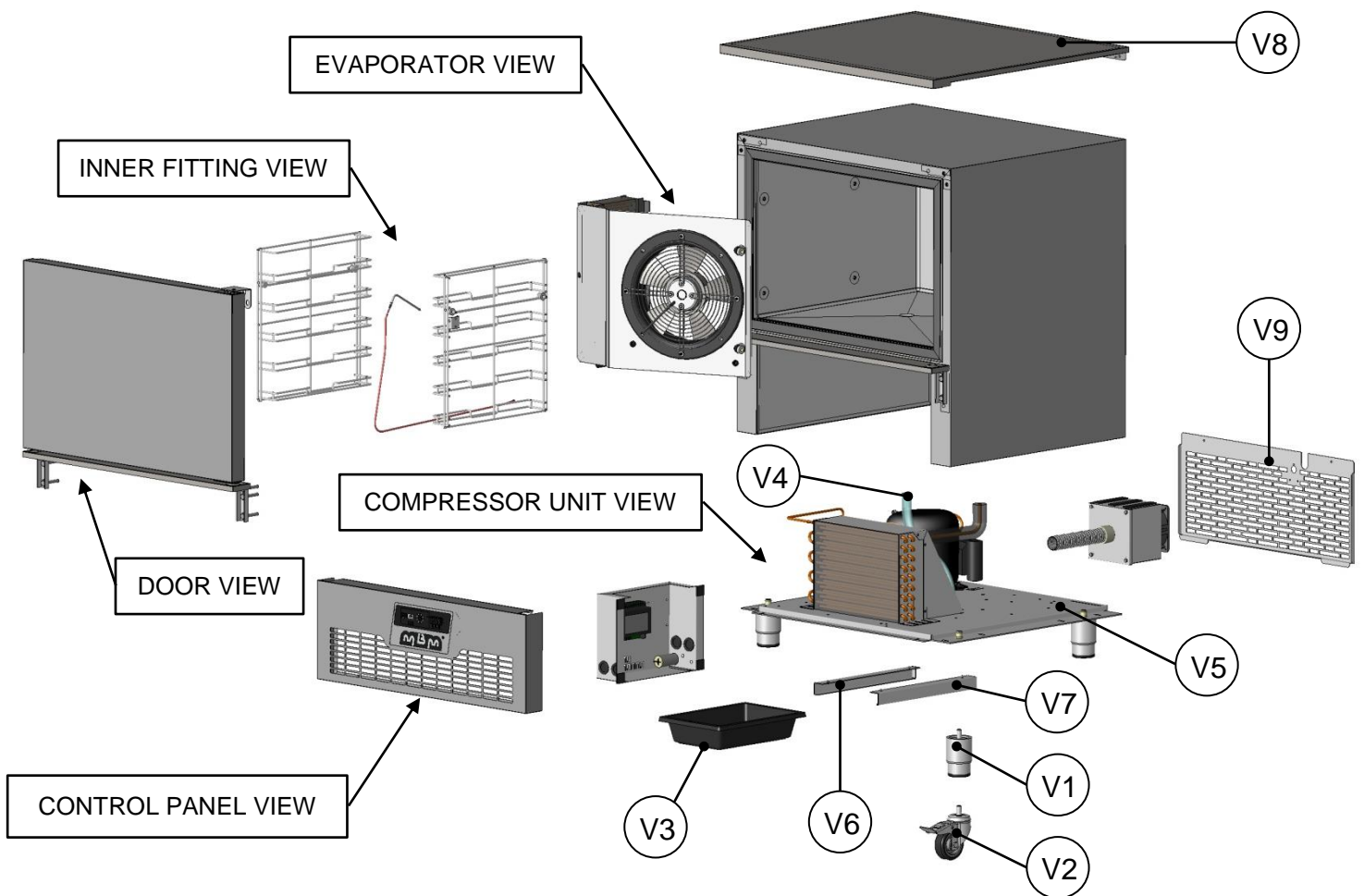
1.1 GENERALS VIEWS

1.1.1 5 LEVELS 12/6 MODEL



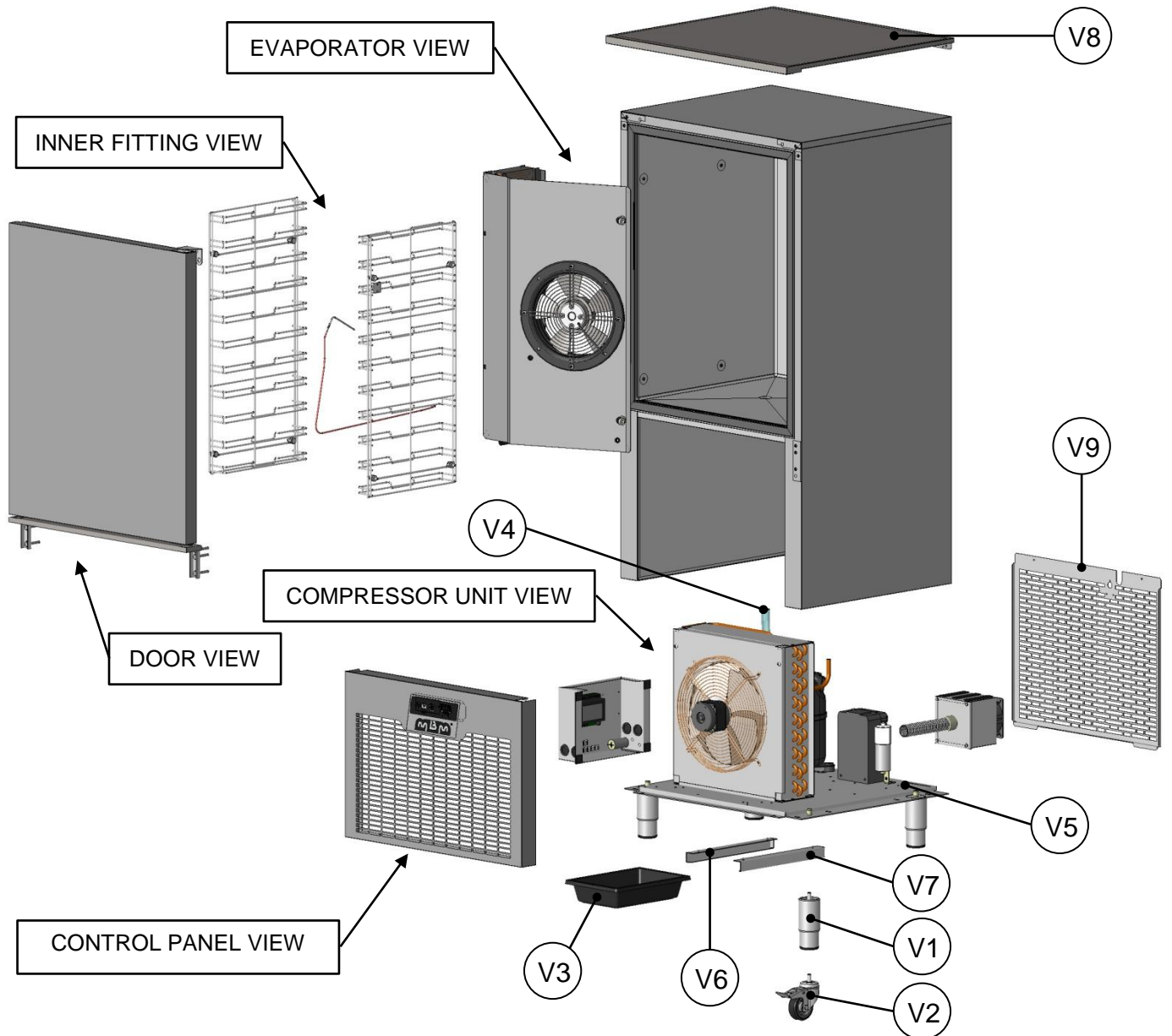
REP	CODE	DESIGNATION
V1	622065	STAINLESS STEEL LEGS M12 HT:100 Ø64
V2	622133	CASTORS Ø80 WITH BRAKE AND GALVANIZED FORK
V3	638199	WATER DRAWER 220x315x65
V4	640041	TUBCLAIR TUBE 19x25 (per linear meter)
V5	673180	COMPARTMENT GROUP BASE
V6	673188M	RIGHT WATER TRAY SLIDER
V7	673188N	LEFT WATER TRAY SLIDER
V8	684872	TOP WITHOUT SPLASHBACK
V9	673310M	GALVANIZED BACK GRID (OPTION)

1.1.2 5 LEVELS 20/10 MODEL



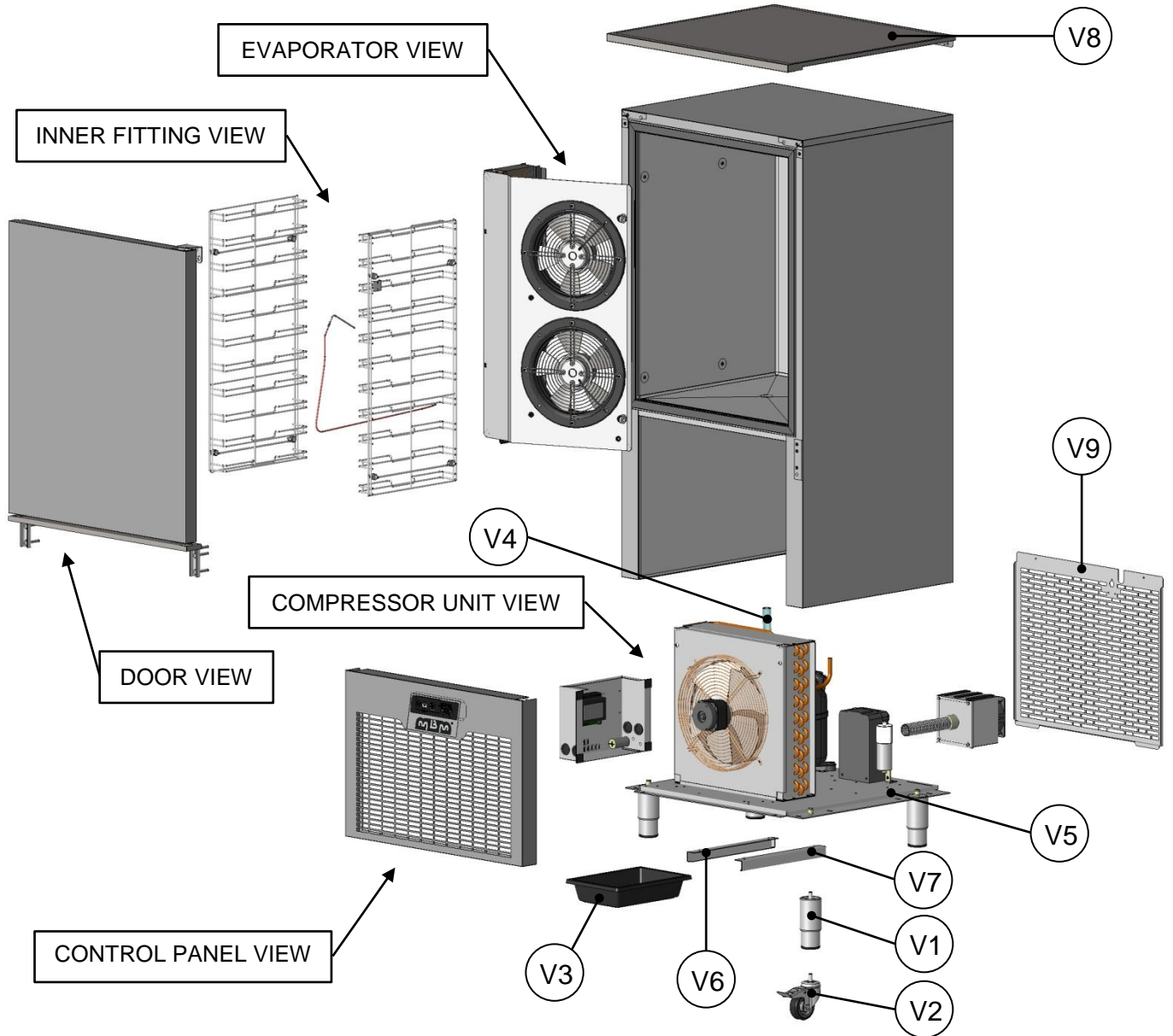
REP	CODE	DESIGNATION
V1	622065	STAINLESS STEEL LEGS M12 HT:100 Ø64
V2	622133	CASTORS Ø80 WITH BRAKE AND GALVANIZED FORK
V3	638199	WATER DRAWER 220x315x65
V4	640041	TUBCLAIR TUBE 19x25 (per linear meter)
V5	673180	COMPARTMENT GROUP BASE
V6	673188M	RIGHT WATER TRAY SLIDER
V7	673188N	LEFT WATER TRAY SLIDER
V8	684872	TOP WITHOUT SPLASHBACK
V9	673310M	GALVANIZED BACK GRID (OPTION)

1.1.3 10 LEVELS 35/15 MODEL



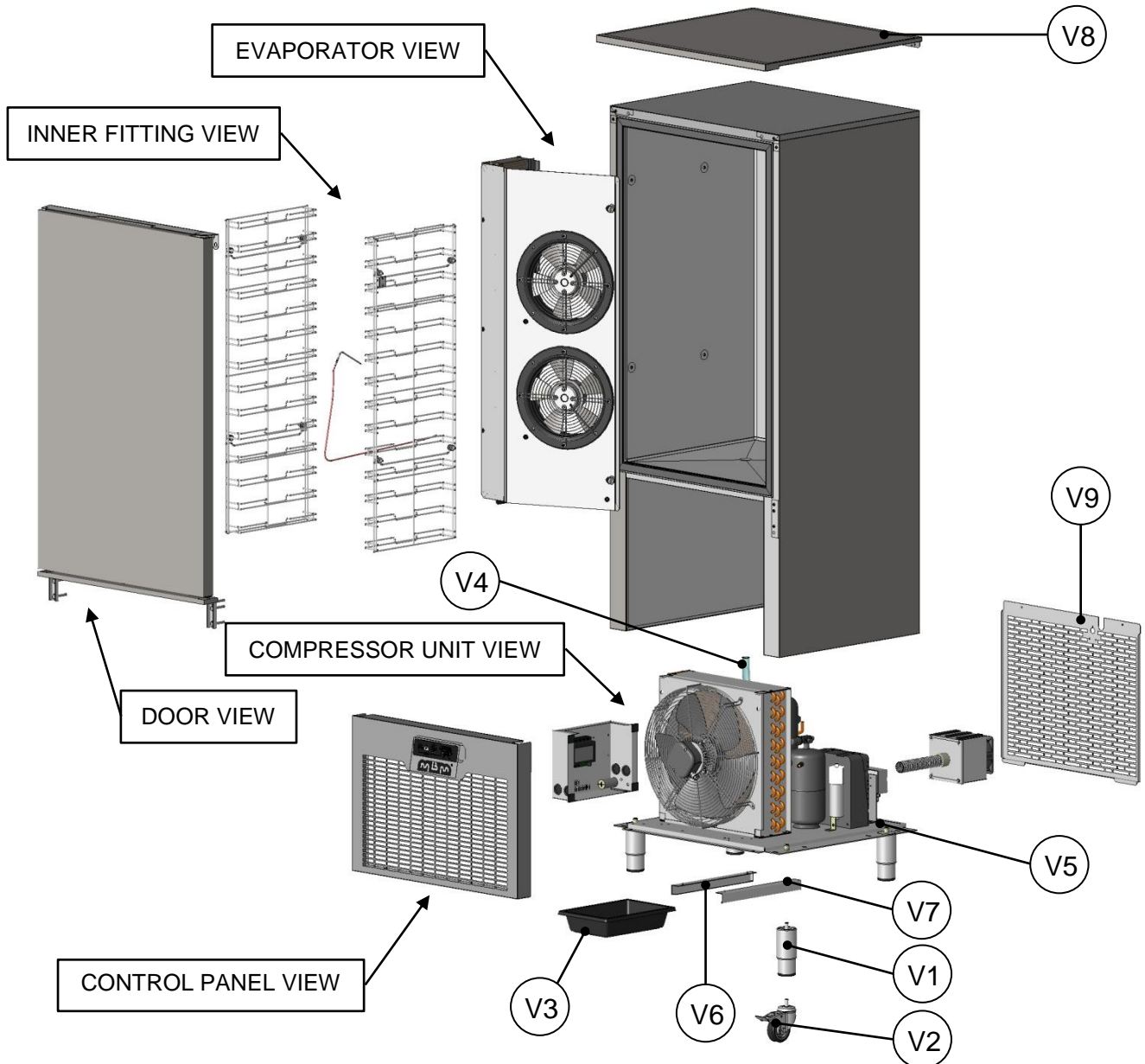
REP	CODE	DESIGNATION
V1	622064	STAINLESS STEEL LEGS M12 HT:150 Ø64
V2	622131	CASTORS Ø100 WITH BRAKE AND GALVANIZED FORK
V3	638199	WATER DRAWER 220x315x65
V4	640041	TUBCLAIR TUBE 19x25 (per linear meter)
V5	673180	COMPARTMENT GROUP BASE
V6	673188M	RIGHT WATER TRAY SLIDER
V7	673188N	LEFT WATER TRAY SLIDER
V8	684872	TOP WITHOUT SPLASHBACK
V9	673311M	GALVANIZED BACK GRID (OPTION)

1.1.4 10 LEVELS 45/20 MODEL



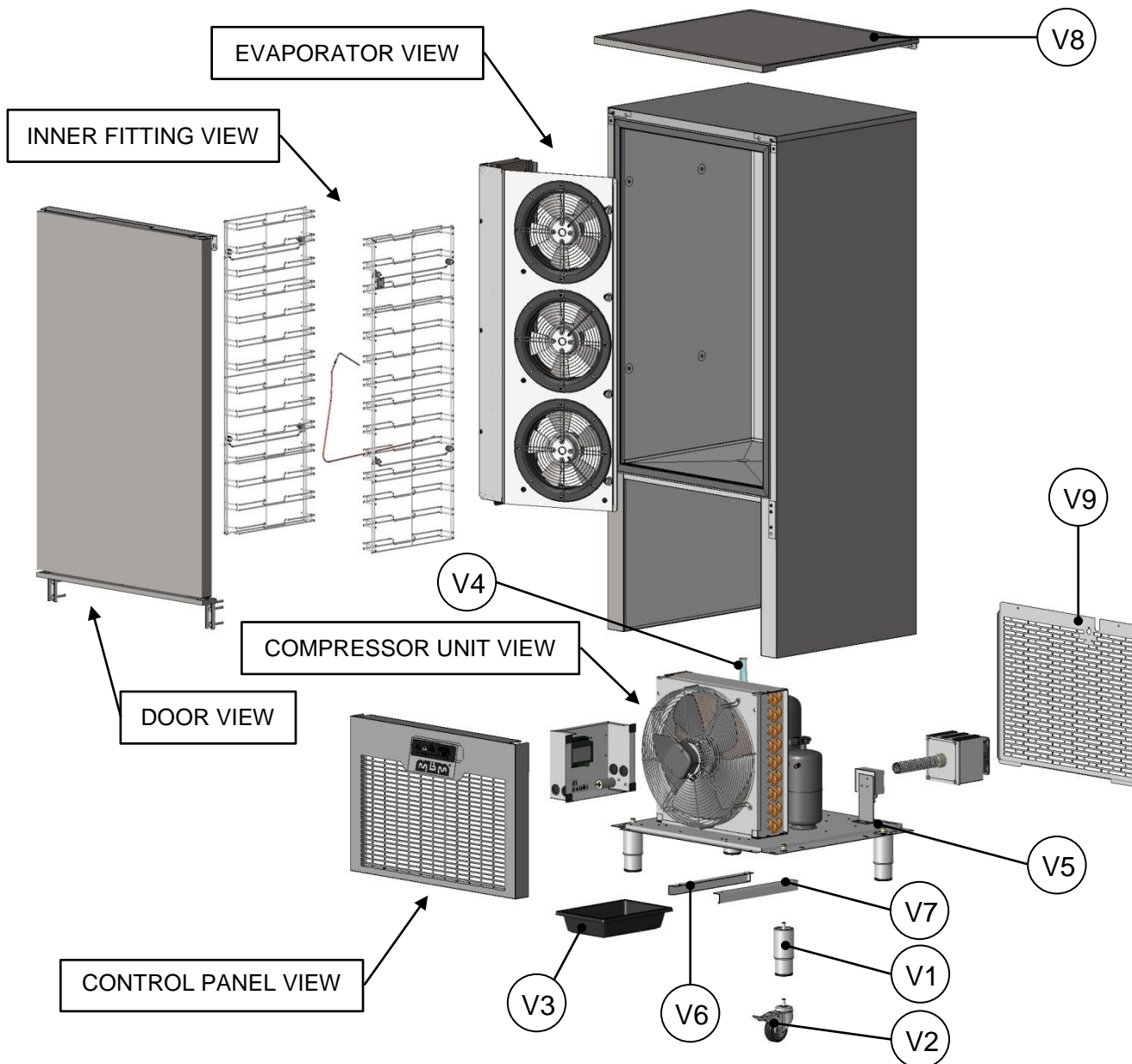
REP	CODE	DESIGNATION
V1	622064	STAINLESS STEEL LEGS M12 HT:150 Ø64
V2	622131	CASTORS Ø100 WITH BRAKE AND GALVANIZED FORK
V3	638199	WATER DRAWER 220x315x65
V4	640041	TUBCLAIR TUBE 19x25 (per linear meter)
V5	673180	COMPARTMENT GROUP BASE
V6	673188M	RIGHT WATER TRAY SLIDER
V7	673188N	LEFT WATER TRAY SLIDER
V8	684872	TOP WITHOUT SPLASHBACK
V9	673311M	GALVANIZED BACK GRID (OPTION)

1.1.5 13 LEVELS 60/25 MODEL



REP	CODE	DESIGNATION
V1	622064	STAINLESS STEEL LEGS M12 HT:150 Ø64
V2	622131	CASTORS Ø100 WITH BRAKE AND GALVANIZED FORK
V3	638199	WATER DRAWER 220x315x65
V4	640041	TUBCLAIR TUBE 19x25 (per linear meter)
V5	673180	COMPARTMENT GROUP BASE
V6	673188M	RIGHT WATER TRAY SLIDER
V7	673188N	LEFT WATER TRAY SLIDER
V8	684872	TOP WITHOUT SPLASHBACK
V9	673311M	GALVANIZED BACK GRID (OPTION)

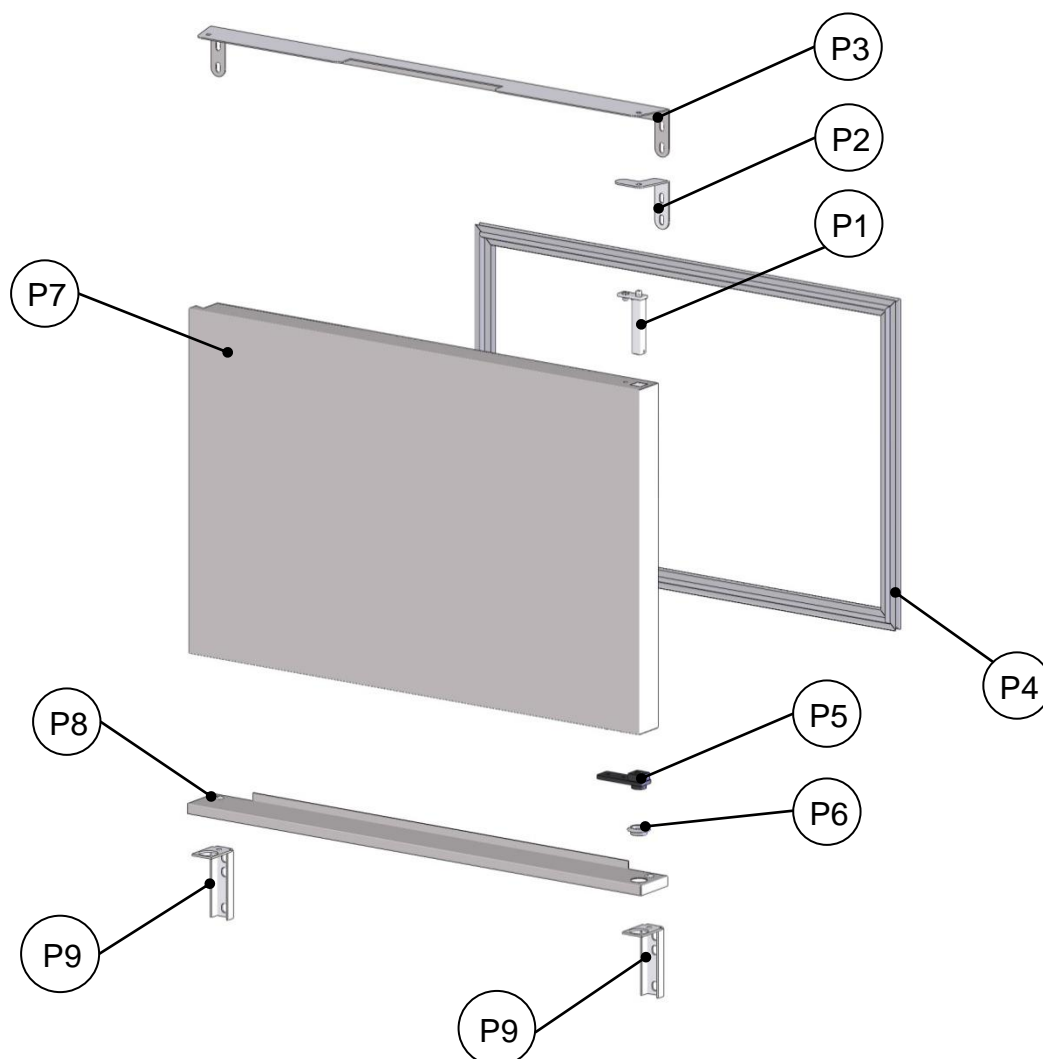
1.1.6 13 LEVELS 80/40 MODEL



REP	CODE	DESIGNATION
V1	622064	STAINLESS STEEL LEGS M12 HT:150 Ø64
V2	622131	CASTORS Ø100 WITH BRAKE AND GALVANIZED FORK
V3	638199	WATER DRAWER 220x315x65
V4	640041	TUBCLAIR TUBE 19x25 (per linear meter)
V5	673180	COMPARTMENT GROUP BASE
V6	673188M	RIGHT WATER TRAY SLIDER
V7	673188N	LEFT WATER TRAY SLIDER
V8	684872	TOP WITHOUT SPLASHBACK
V9	673311M	GALVANIZED BACK GRID (OPTION)

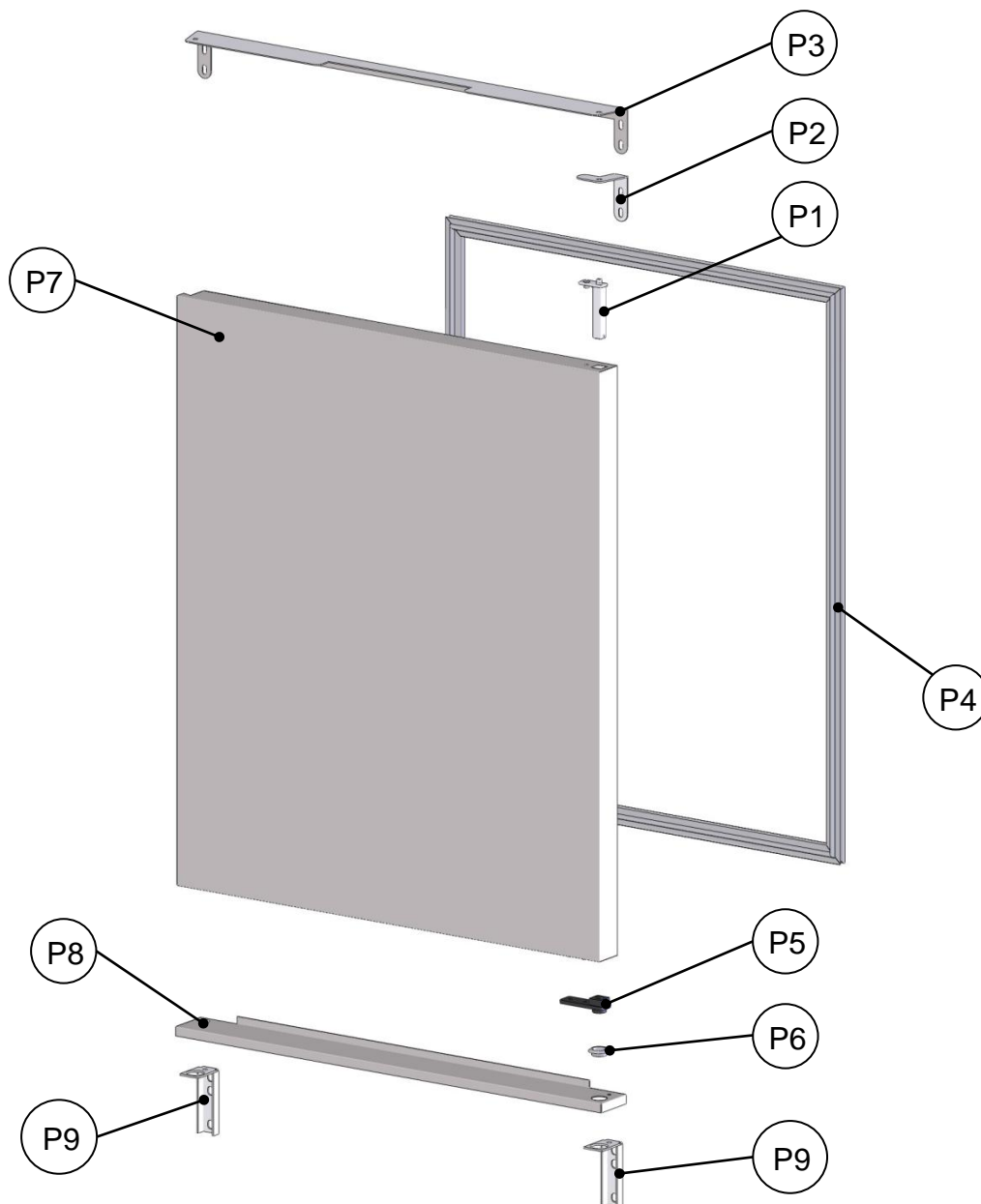
1.2 DOORS

1.2.1 5 LEVELS 12/6 AND 20/10 MODELS



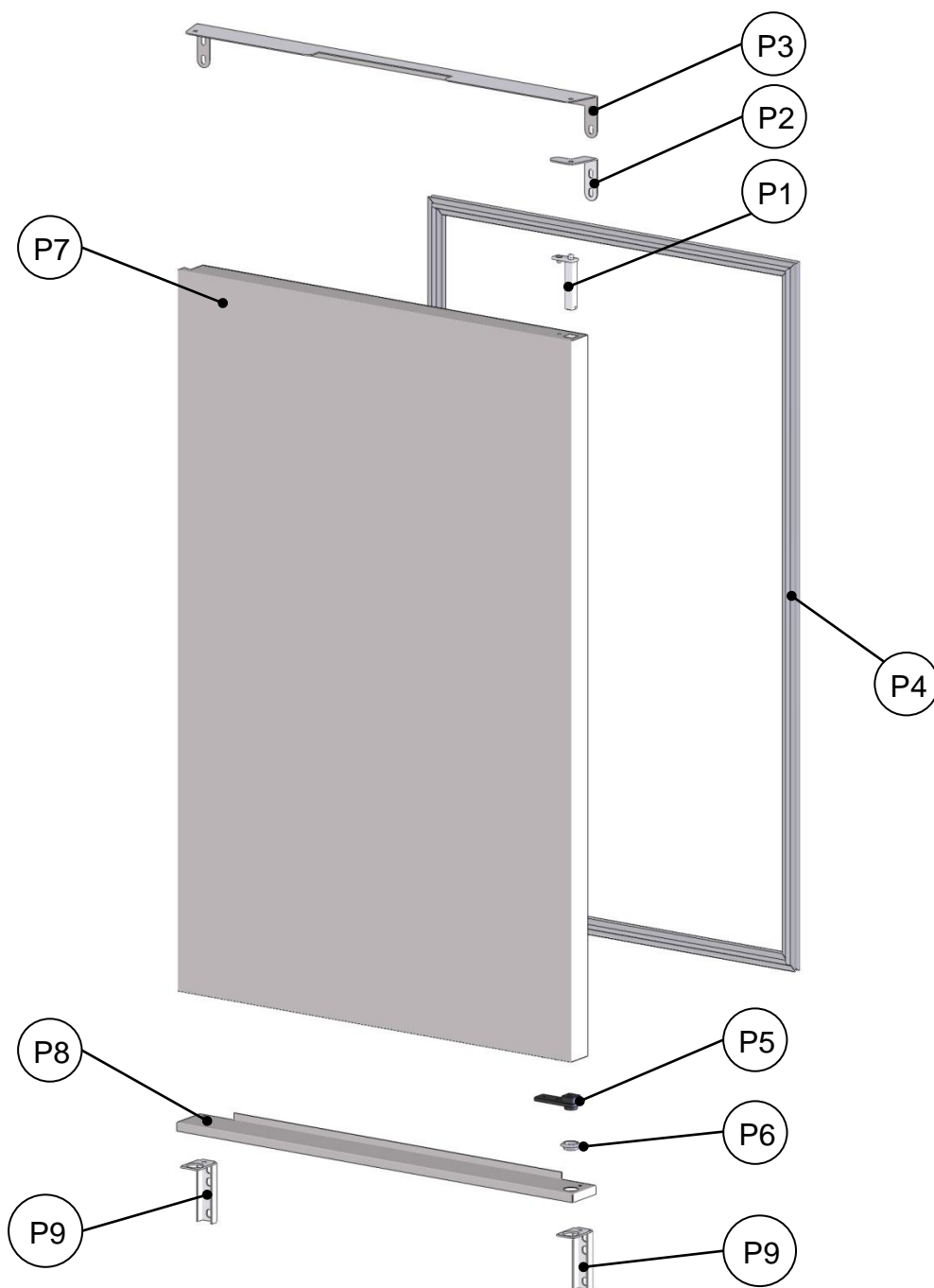
REP	CODE	DESIGNATION
P1	621146	EPCI PIVOT
P2	673149M	UPPER PIVOT SUPPORT WITHOUT TOP
P3	673150	UPPER PIVOT SUPPORT WITH TOP
P4	638475	MAGNETIC GASKET 459x689
P5	621085	DELRIN PIVOT, DRAWING 675645
P6	640053	GROMMET PLIOCAP PC20
P7	664355A	RIGHT DOOR (with pivot)
P8	673071N	COMPARTMENT DOOR BOTTOM SPAR
P9	673073	DOWNER PIVOT SUPPORT

1.2.2 10 LEVELS 35/15 AND 45/20 MODELS



REP	CODE	DESIGNATION
P1	621146	EPCI PIVOT
P2	673149M	UPPER PIVOT SUPPORT WITHOUT TOP
P3	673150	UPPER PIVOT SUPPORT WITH TOP
P4	638476	MAGNETIC GASKET 689x854
P5	621085	DELRIN PIVOT, DRAWING 675645
P6	640053	GROMMET PLIOCAP PC20
P7	664355B	RIGHT DOOR (with pivot)
P8	673071N	COMPARTMENT DOOR BOTTOM SPAR
P9	673073	DOWNER PIVOT SUPPORT

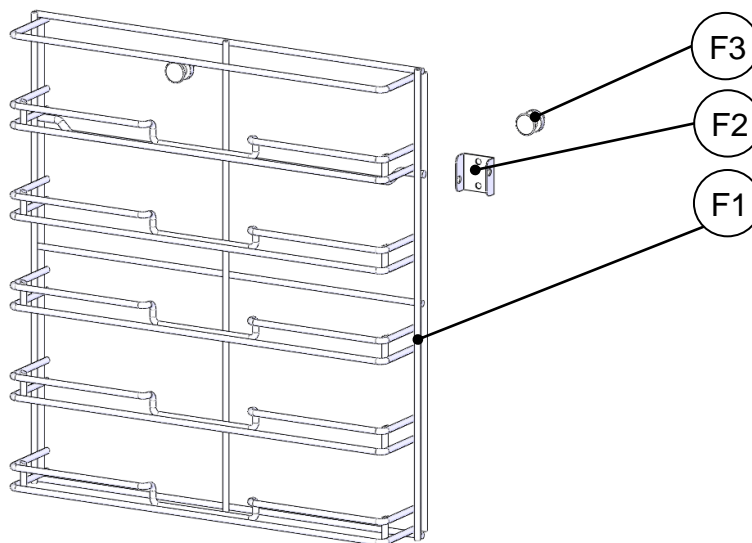
1.2.3 13 LEVELS 65/25 AND 80/40 MODELS



REP	CODE	DESIGNATION
P1	621146	EPCI PIVOT
P2	673149M	UPPER PIVOT SUPPORT WITHOUT TOP
P3	673150	UPPER PIVOT SUPPORT WITH TOP
P4	638477	MAGNETIC GASKET 689x1129
P5	621085	DELRIIN PIVOT, DRAWING 675645
P6	640053	GROMMET PLIOCAP PC20
P7	664355C	RIGHT DOOR (with pivot)
P8	673071N	COMPARTMENT DOOR BOTTOM SPAR
P9	673073	DOWNER PIVOT SUPPORT

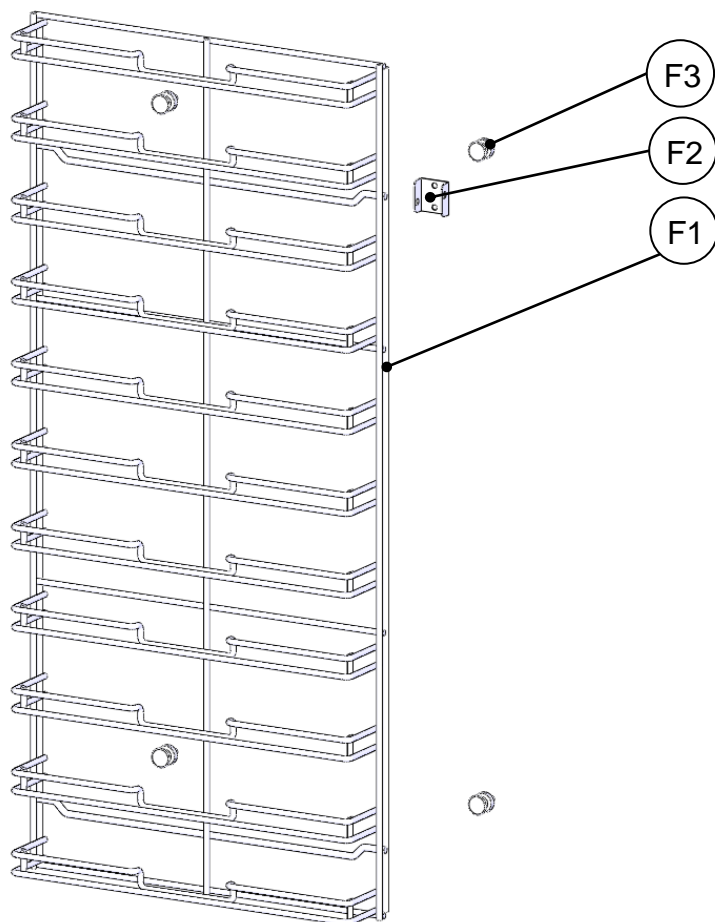
1.3 INNER FITTING

1.3.1 5 LEVELS 12/6 AND 20/10 MODELS



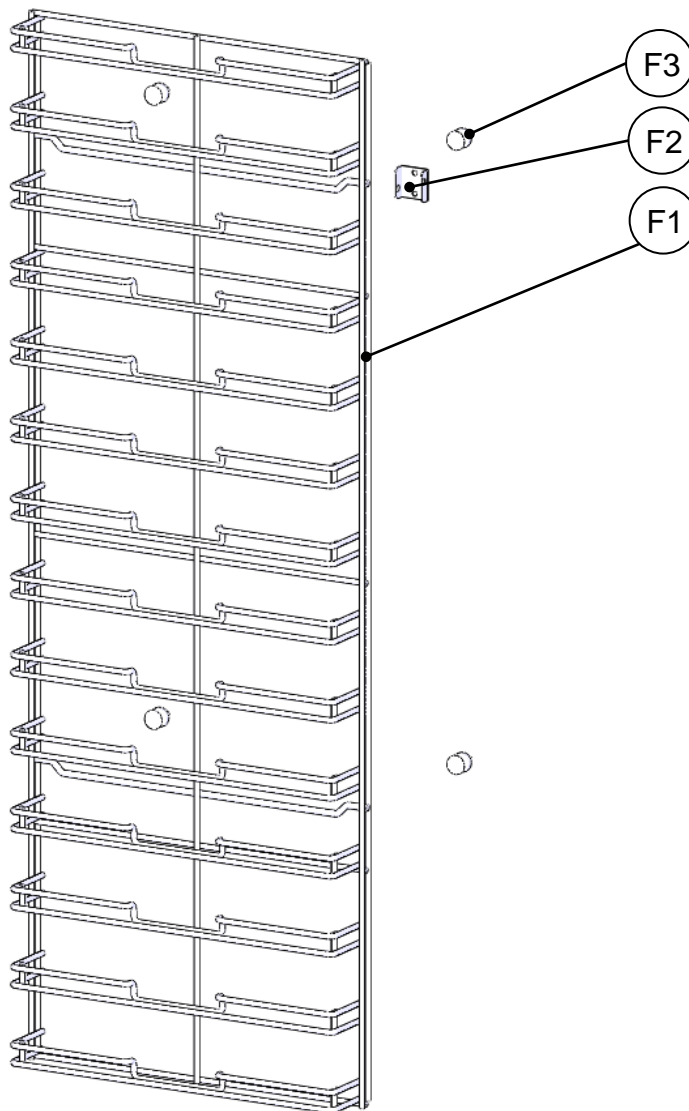
REP	CODE	DESIGNATION
F1	635071	5 LEVELS RACK
F2	673222	CORE PROBE SUPPORT
F3	622012	RACK PIN DRAWING 674075

1.3.2 10 LEVELS 35/15 AND 45/20 MODELS



REP	CODE	DESIGNATION
F1	635073	10 LEVELS RACK
F2	673222	CORE PROBE SUPPORT
F3	622012	RACK PIN DRAWING 674075

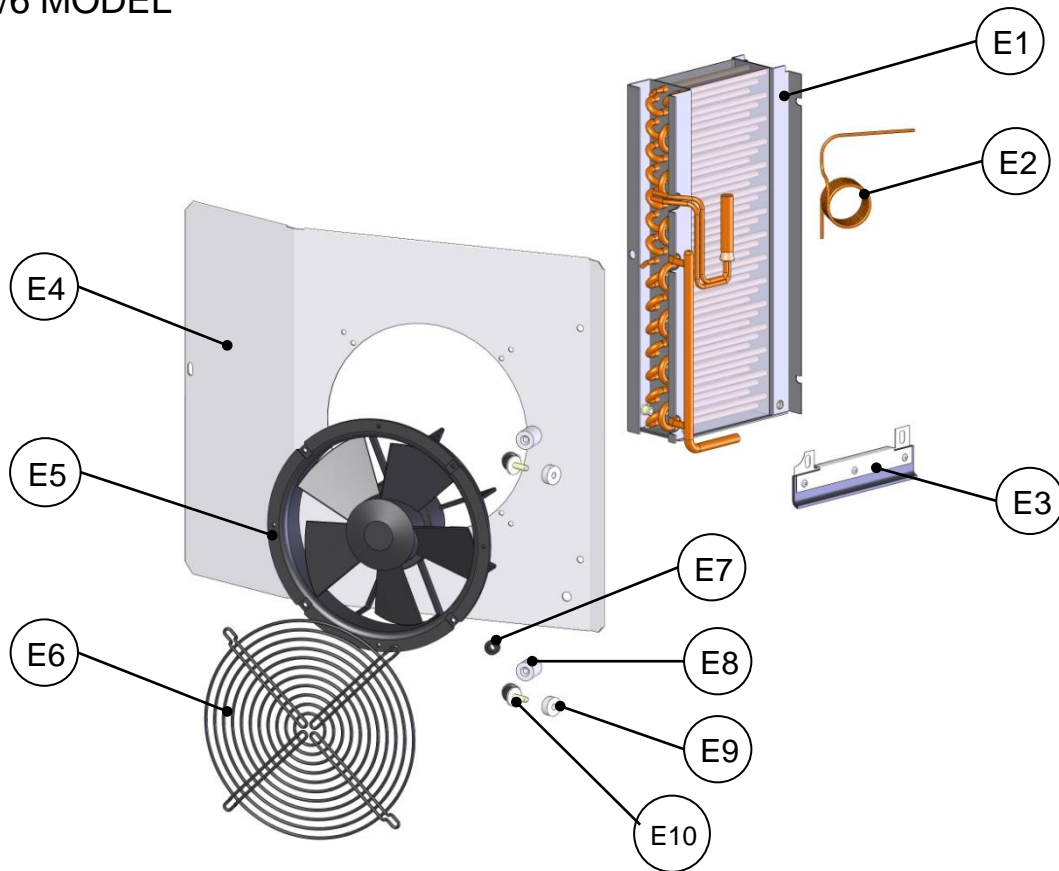
1.3.3 13 LEVELS 60/25 AND 80/40 MODELS



REP	CODE	DESIGNATION
F1	635075	13 LEVELS RACK
F2	673222	CORE PROBE SUPPORT
F3	622012	RACK PIN DRAWING.674075

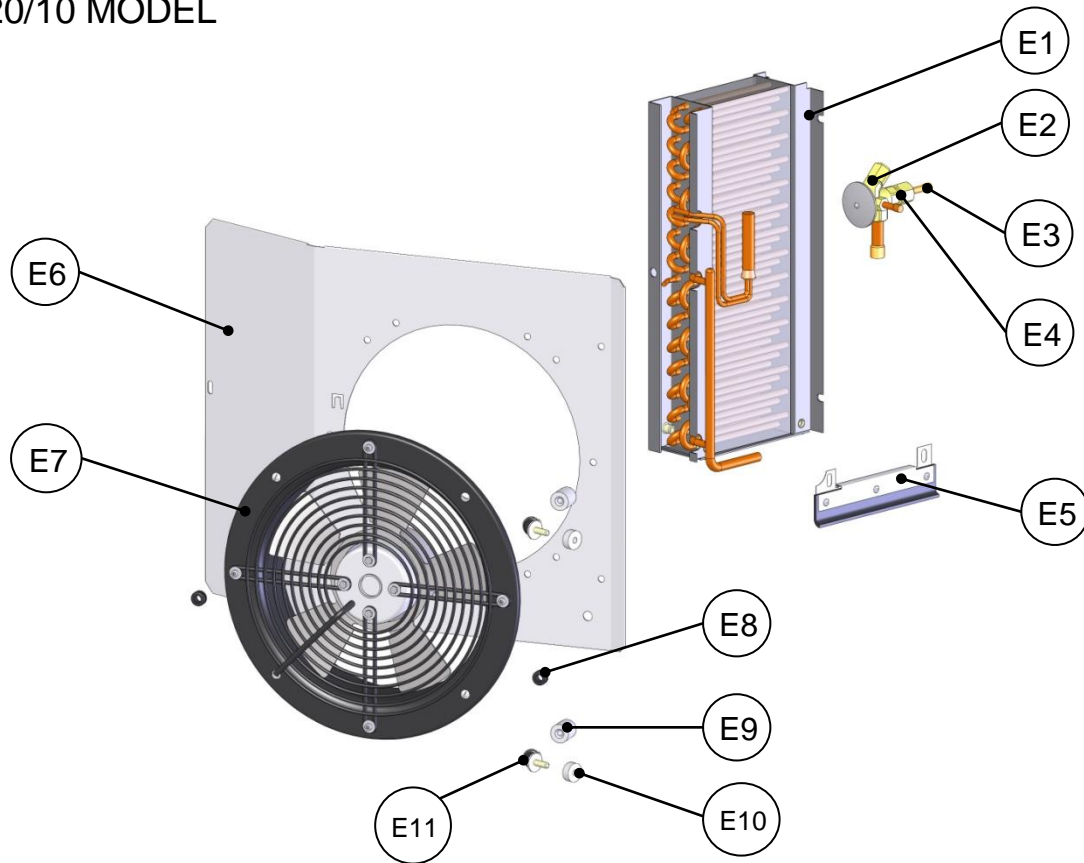
1.4 EVAPORATORS

1.4.1 12/6 MODEL



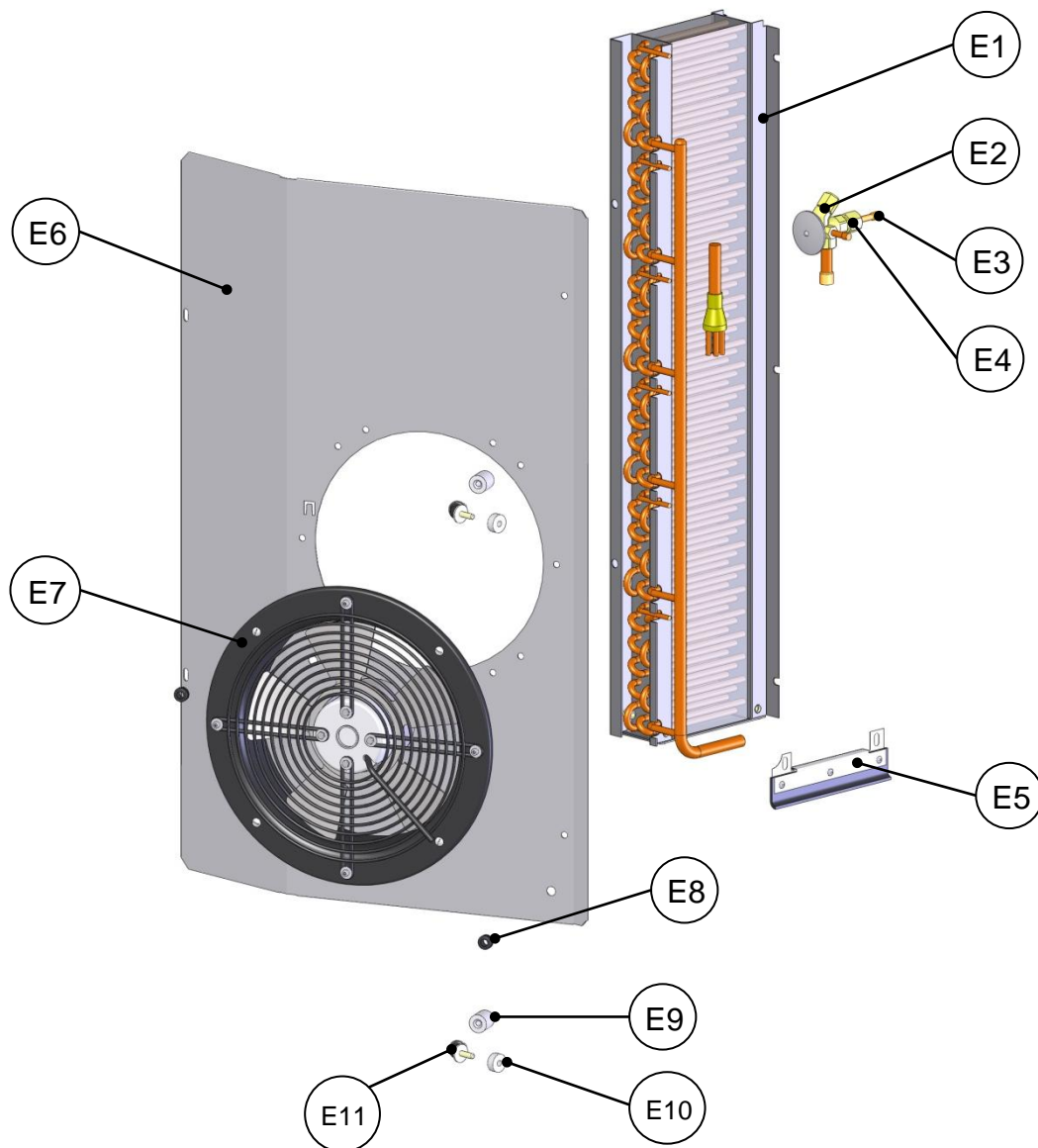
REP	CODE	DESIGNATION
E1	652230	EVAPORATOR 4N15T 120LT DRAWING 673176
E2	688977	CAPILLARY 10/10 2M00
E3	684843	COMPARTMENT SPLASH BAND ASSEMBLY
E4	673165	COMPARTMENT EVAP. VENTILATOR BAFFLE
E5	645553	VENTILATOR Ø200
E6	645538	VENTILATOR GRID Ø230
E7	640055	GROMMET D80/100/15
E8	622060	ALUMINIUM PIN, DRAWING 670518
E9	622059	ALUMINIUM SPACING WASHER, DRAWING 670517
E10	640020	PAULSTRA DAMPENNER 521201

1.4.2 20/10 MODEL



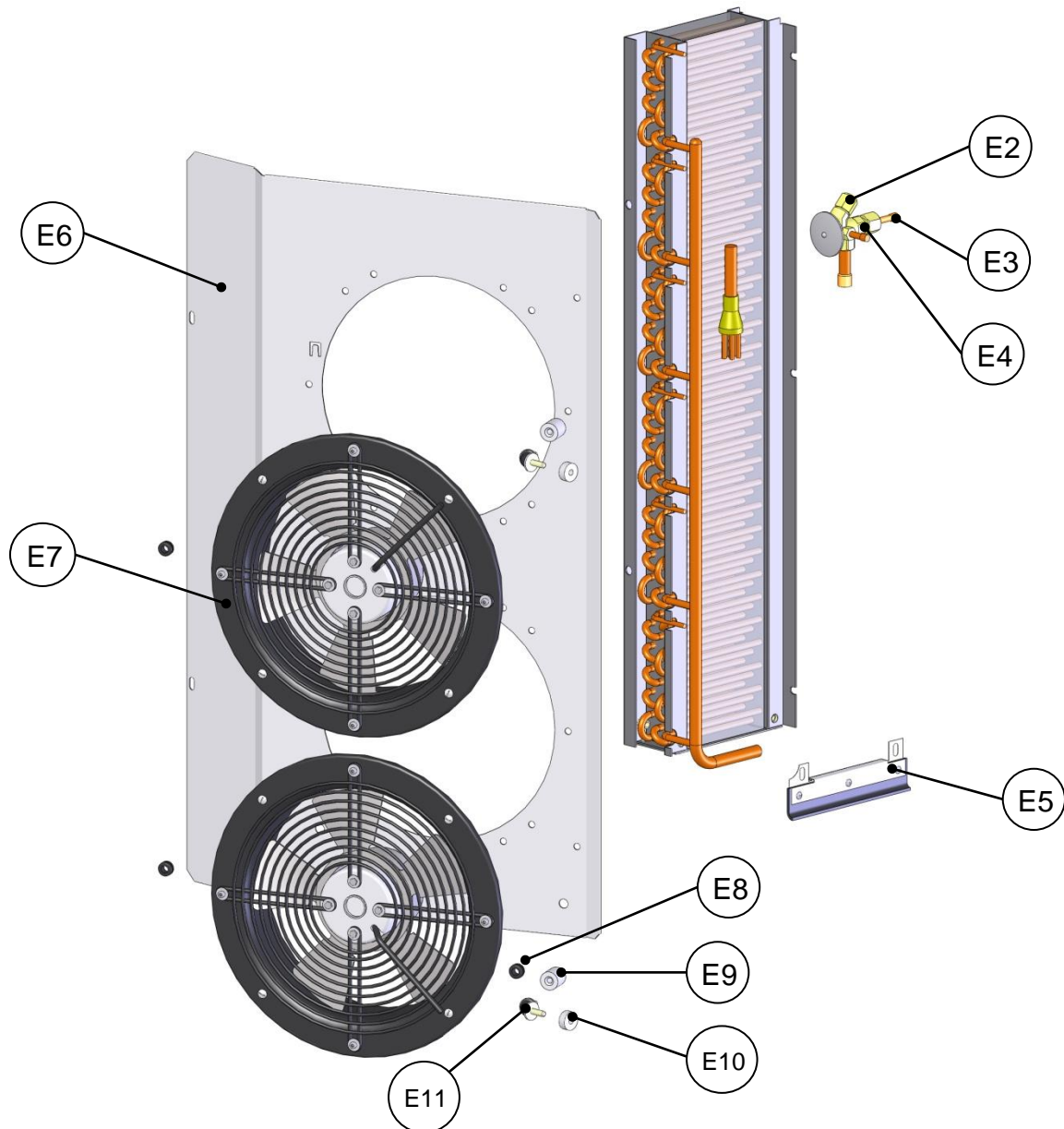
REP	CODE	DESIGNATION
E1	652230	EVAPORATOR 4N15T 120LT DRAWING 673176
E2	651126	THERMOSTATIC PRESSURE REDUCER TISE SAD-20
E3	651161	REDUCER ADAPTER 1/4"
E4	651135	REDUCER NOZZLE N°00
E5	684843	COMPARTMENT SPLASH BAND ASSEMBLY
E6	673166	COMPARTMENT EVAP. VENTILATOR BAFFLE
E7	645543	VENTILATOR Ø250
E8	640055	GROMMET D80/100/15
E9	622060	ALUMINIUM PIN, DRAWING 670518
E10	622059	ALUMINIUM SPACING WASHER, DRAWING 670517
E11	640020	PAULSTRA DAMPENER 521201

1.4.3 35/15 MODEL



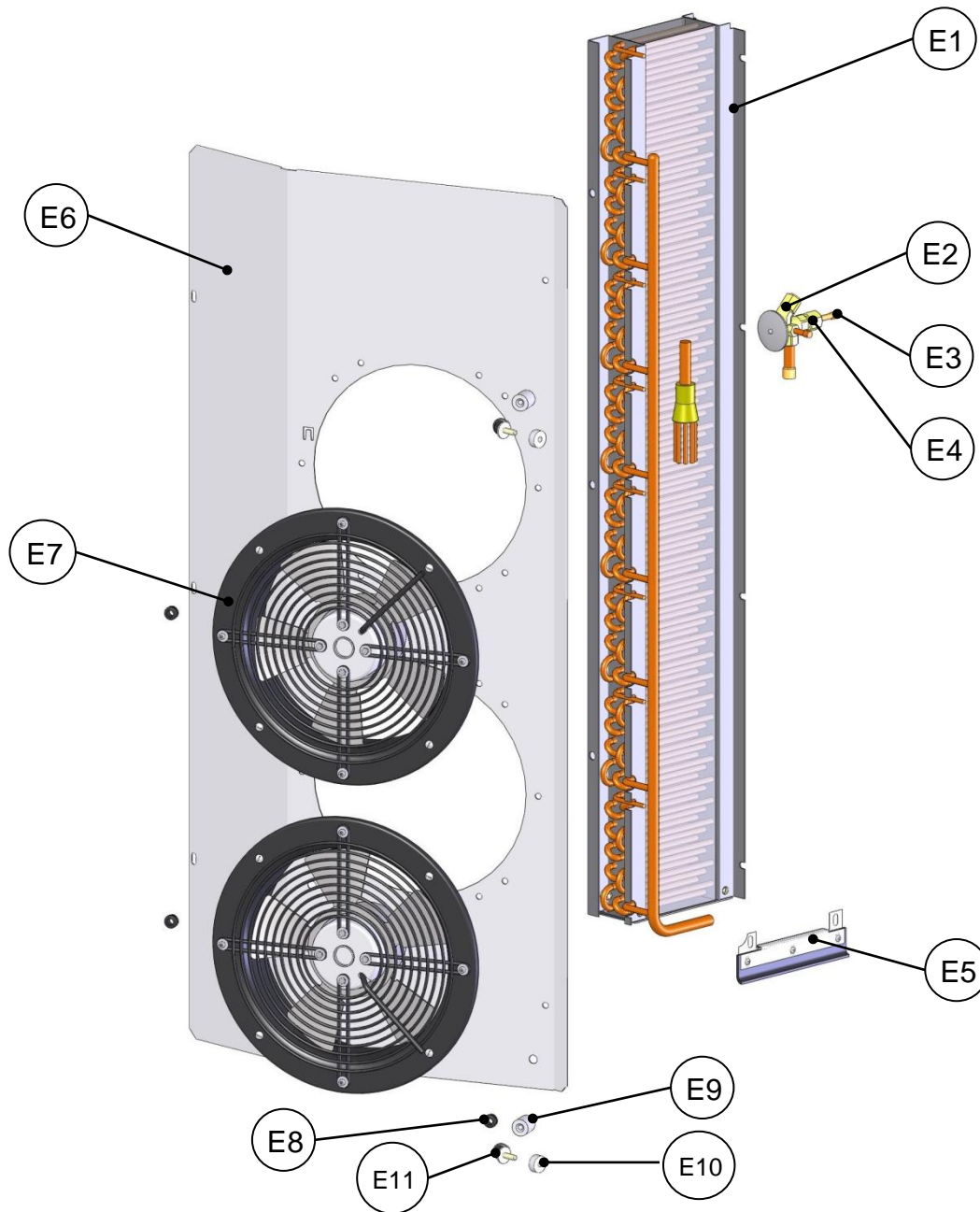
REP	CODE	DESIGNATION
E1	652231	EVAPORATOR 4N31T 120LT DRAWING 673177
E2	651126	THERMOSTATIC PRESSURE REDUCER TISE SAD-20
E3	651161	REDUCER ADAPTER 1/4"
E4	651136	REDUCER NOZZLE N°01
E5	684843	COMPARTMENT SPLASH BAND ASSEMBLY
E6	673167	COMPARTMENT EVAP. VENTILATOR BAFFLE
E7	645543	VENTILATOR Ø250
E8	640055	GROMMET D80/100/15
E9	622060	ALUMINIUM PIN, DRAWING 670518
E10	622059	ALUMINIUM SPACING WASHER, DRAWING 670517
E11	640020	PAULSTRA DAMPENER 521201

1.4.4 45/20 MODEL



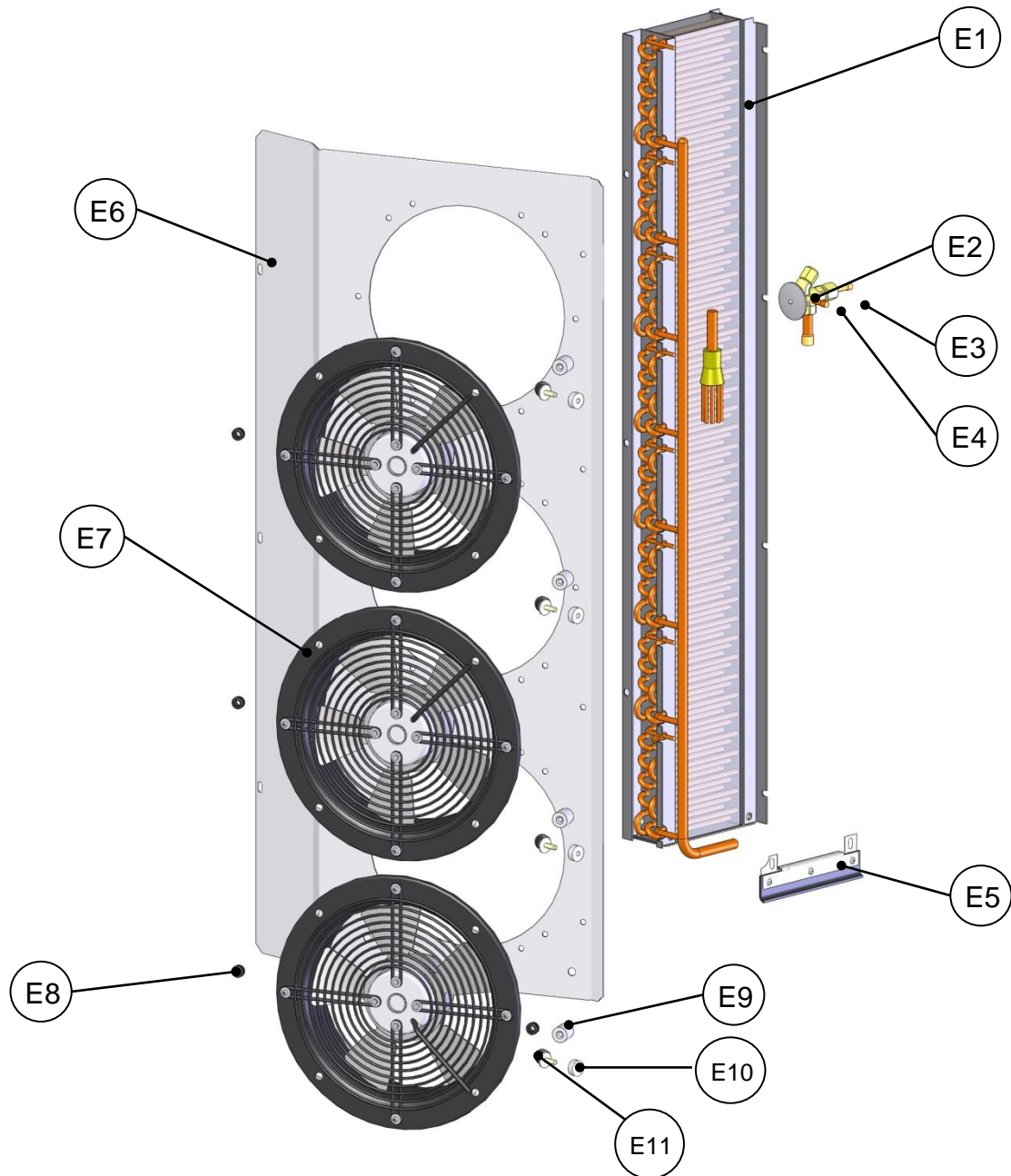
REP	CODE	DESIGNATION
E1	652231	EVAPORATOR 4N31T 120LT DRAWING 673177
E2	651126	THERMOSTATIC PRESSURE REDUCER TISE SAD-20
E3	651160	REDUCER ADAPTER 3/8"
E4	651136	REDUCER NOZZLE N°01
E5	684843	COMPARTMENT SPLASH BAND ASSEMBLY
E6	673168	COMPARTMENT EVAP. VENTILATOR BAFFLE
E7	645543	VENTILATOR Ø250
E8	640055	GROMMET D80/100/15
E9	622060	ALUMINIUM PIN, DRAWING 670518
E10	622059	ALUMINIUM SPACING WASHER, DRAWING 670517
E11	640020	PAULSTRA DAMPENNER 521201

1.4.5 60/25 MODEL



REP	CODE	DESIGNATION
E1	652232	EVAPORATOR 4N42T 120LT DRAWING 673178
E2	651126	THERMOSTATIC PRESSURE REDUCER TISE SAD-20
E3	651160	REDUCER ADAPTER 3/8"
E4	651138	REDUCER NOZZLE N°03
E5	684843	COMPARTMENT SPLASH BAND ASSEMBLY
E6	673169	COMPARTMENT EVAP. VENTILATOR BAFFLE
E7	645543	VENTILATOR Ø250
E8	640055	GROMMET D80/100/15
E9	622060	ALUMINIUM PIN, DRAWING 670518
E10	622059	ALUMINIUM SPACING WASHER, DRAWING 670517
E11	640020	PAULSTRA DAMPENER 521201

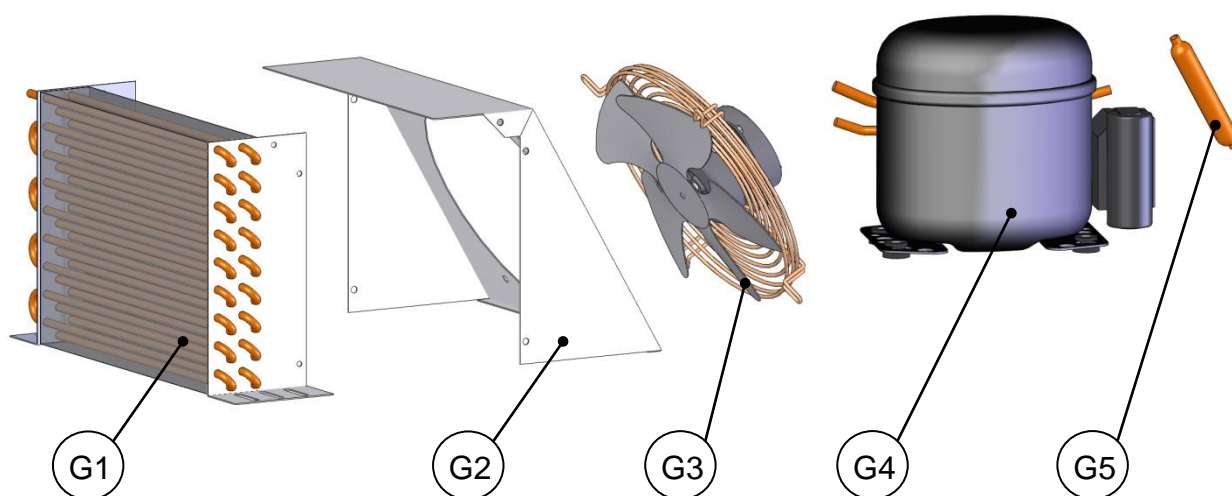
1.4.6 80/40 MODEL



REP	CODE	DESIGNATION
E1	652232	EVAPORATOR 4N42T 120LT DRAWING 673178
E2	651126	THERMOSTATIC PRESSURE REDUCER TISE SAD-20
E3	651160	REDUCER ADAPTER 3/8"
E4	651139	REDUCER NOZZLE N°04
E5	684843	COMPARTMENT SPLASH BAND ASSEMBLY
E6	673170	COMPARTMENT EVAP. VENTILATOR BAFFLE
E7	645543	VENTILATOR Ø250
E8	640055	GROMMET D80/100/15
E9	622060	ALUMINIUM PIN, DRAWING 670518
E10	622059	ALUMINIUM SPACING WASHER, DRAWING 670517
E11	640020	PAULSTRA DAMPENER 521201

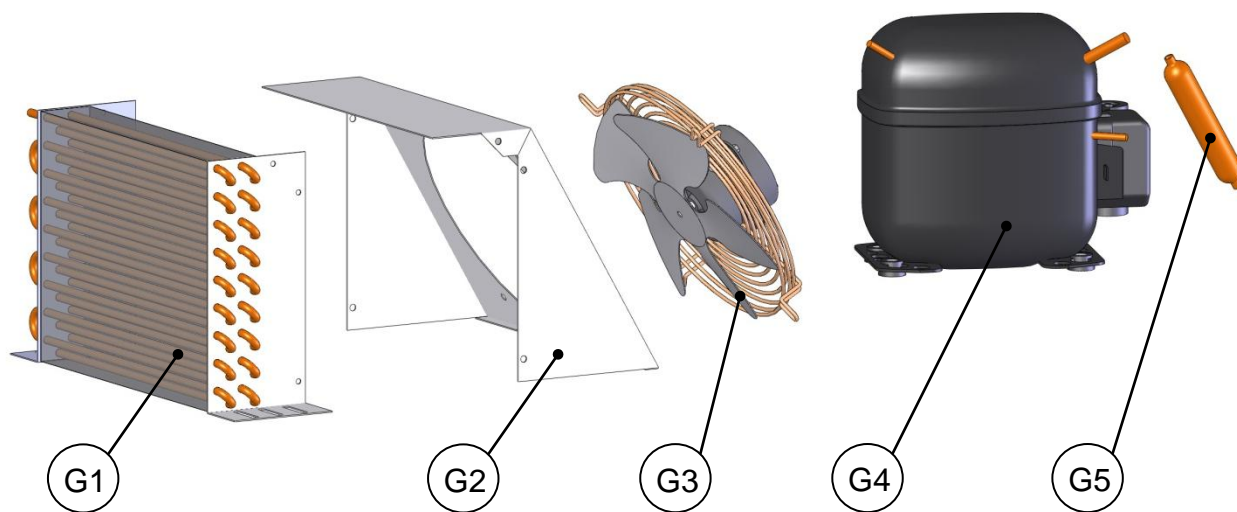
1.5 COMPRESSOR UNIT

1.5.1 12/6 MODEL



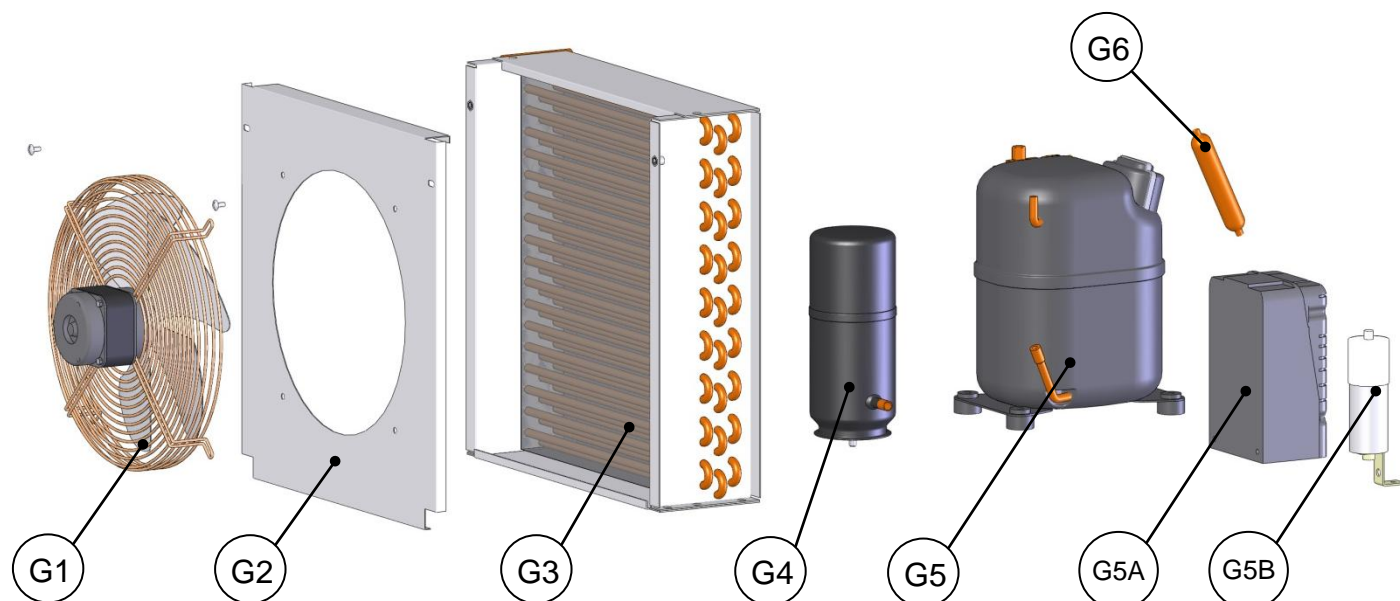
REP	CODE	DESIGNATION
G1	652236	CONDENSOR 4N9T 300LT DRAWING 673185
G2	673182	CONDENSOR VENTURI
G3	653071	FAN 7W Ø230
G4	653213	COMPRESSOR FR7.5CLX R404A 230V-50Hz
G5	651021	DESHYDRATOR 15 grs (in case of After Sales Service, it is recommended to use a solid cartridge dehydrator)

1.5.2 20/10 MODEL



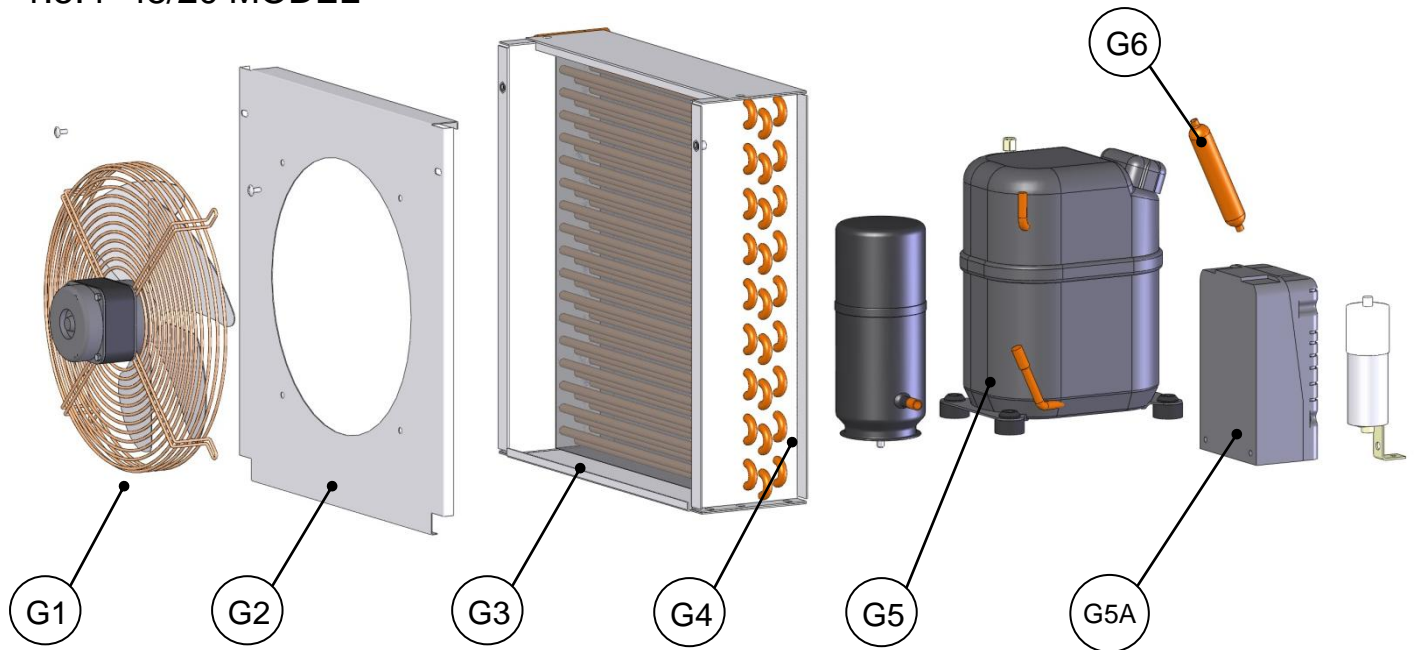
REP	CODE	DESIGNATION
G1	652236	CONDENSOR 4N9T 300LT PL.673185
G2	673182	CONDENSOR VENTURI
G3	653071	FAN 7W Ø230
G4	653214	COMPRESSOR SC15CLX R404A 230V-50Hz
G5	651022	DESHYDRATOR 30 grs (in case of After Sales Service, it is recommended to use a solid cartridge deshydrator)

1.5.3 35/15 MODEL



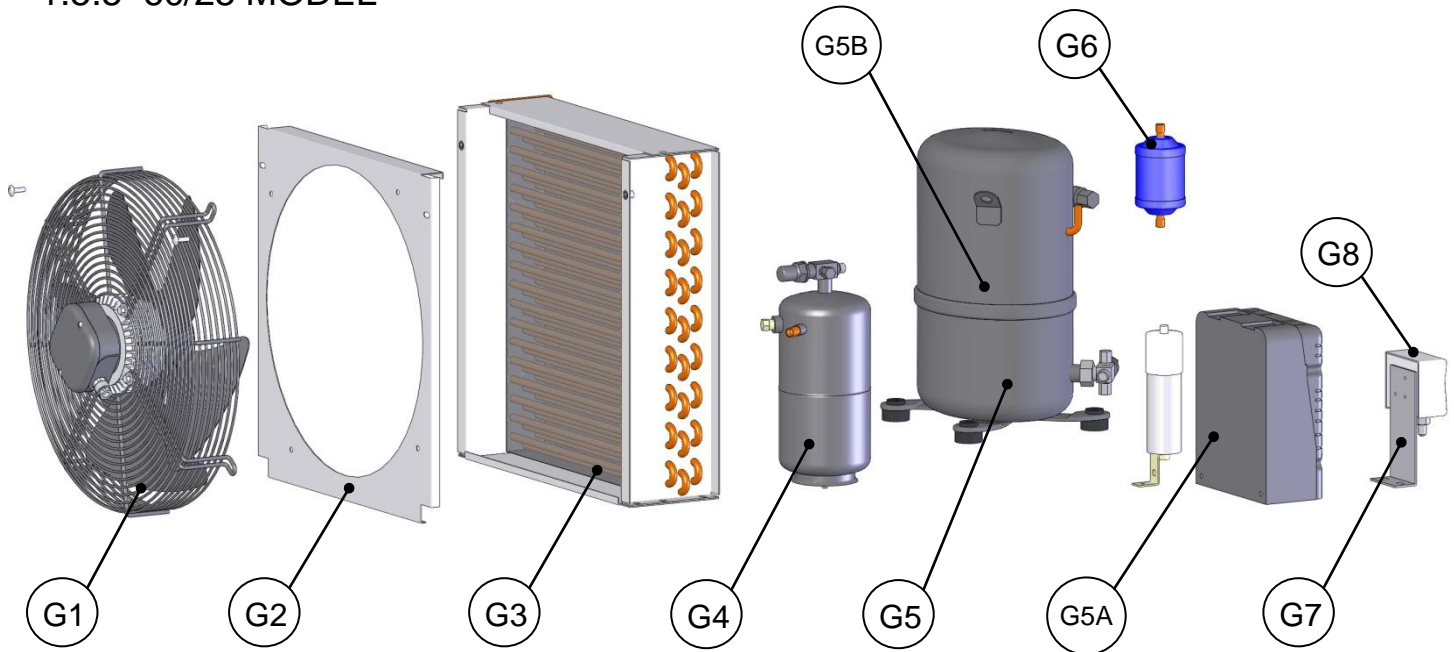
REP	CODE	DESIGNATION
G1	653075	FAN 25W Ø300
G2	673183	CONDENSOR VENTURI
G3	652237	CONDENSOR 3N18T 446LT PL.673186
G4	653290	BOTTLE 1.5L
G5	653243	COMPRESSOR CAJ 2446 Z R404A 230V-50Hz with separate connecting box and capacitor
G5A	653243A	COMPRESSOR CONNECTING BOX
G5B	653243B	CONDENSATOR COMPRESSEUR
G6	651022	DESHYDRATOR 30 grs (in case of After Sales Service, it is recommended to use a solid cartridge dehydrator)

1.5.4 45/20 MODEL



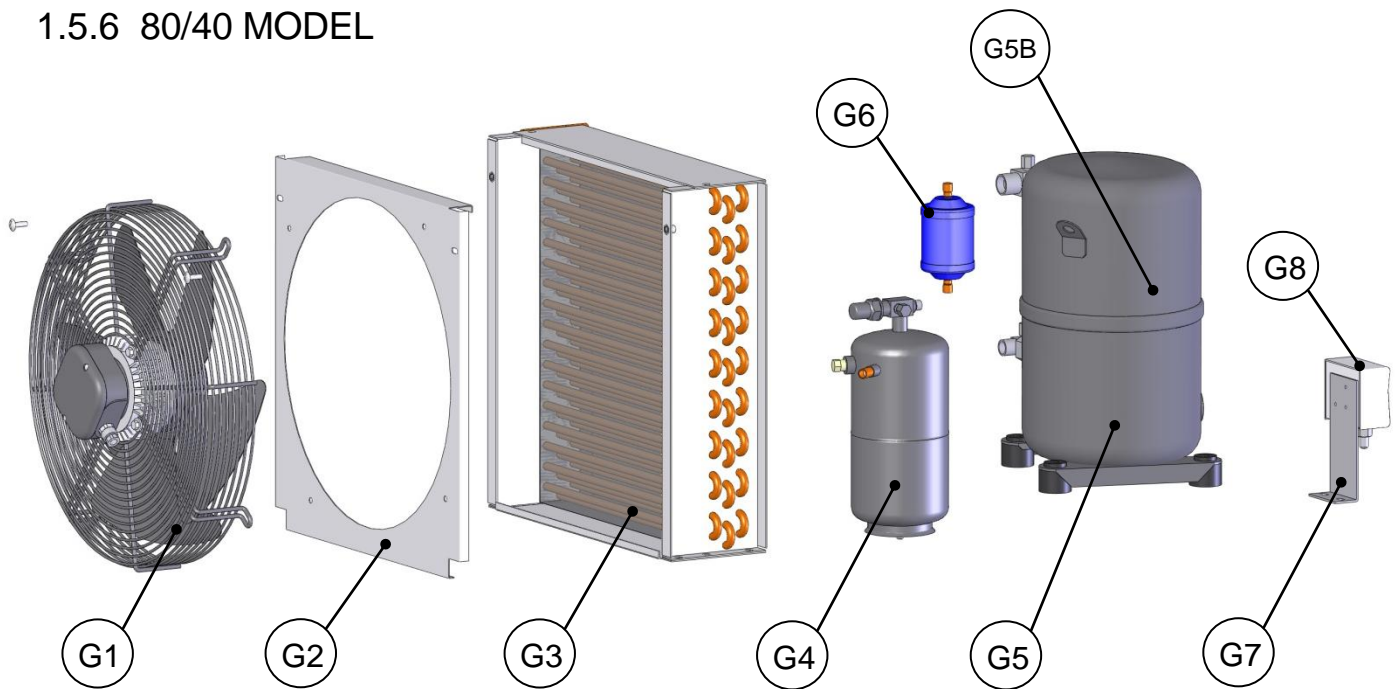
REP	CODE	DESIGNATION
G1	653075	FAN 25W Ø300
G2	673183	CONDENSOR VENTURI
G3	652237	CONDENSOR 3N18T 446LT PL.673186
G4	653290	BOTTLE 1.5L
G5	653080	COMPRESSOR CAJ 2464 Z R404A 230V-50Hz BP with separate connecting box and capacitor
G5A	653080A	COMPRESSOR CONNECTING BOX
G6	651022	DESHYDRATOR 30 grs (in case of After Sales Service, it is recommended to use a solid cartridge dehydrator)

1.5.5 60/25 MODEL



REP	CODE	DESIGNATION
G1	653079	VENTILATOR 146W Ø350 ANGLE 27°
G2	673187	CONDENSOR VENTURI
G3	652237	CONDENSOR 3N18T 446LT PL.673186
G4	653119	BOTTLE 2.2L
G5	653217	COMPRESSOR FR2480Z R404A 230V-50Hz with separate connecting box and capacitor
G5A	653217A	COMPRESSOR CONNECTING BOX
G5B	653217B	HOUSING RESISTANCE
G6	651018	DESHYDRATOR FDB 083 S
G7	670649	PRESSOSTAT SUPPORT
G8	651032	PRESSOSTAT PS1 A5A (HP)

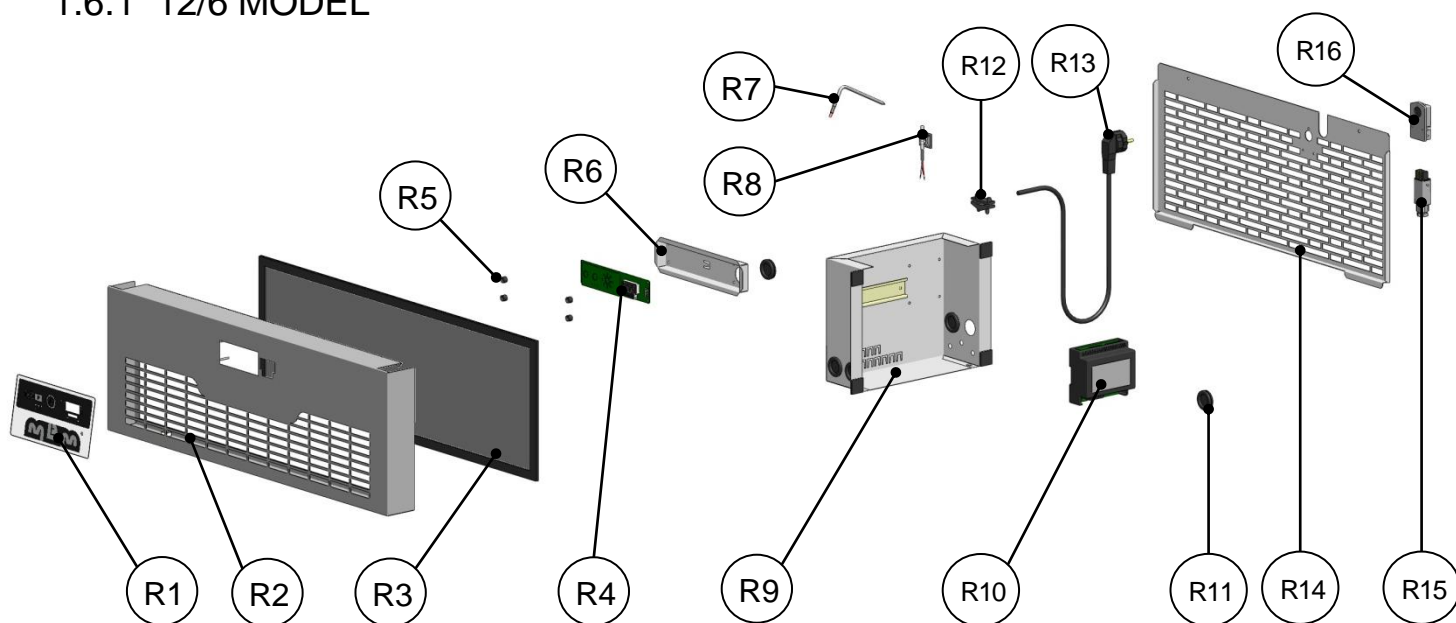
1.5.6 80/40 MODEL



REP	CODE	DESIGNATION
G1	653124	VENTILATOR 3CFR Ø400
G2	673184	CONDENSOR VENTURI
G3	652237	CONDENSOR 3N18T 446LT PL.673186
G4	653119	BOTTLE 2.2L
G5	653088	COMPRESSOR FR2480Z R404A 230V-50Hz 50Hz with separate connecting box and capacitor
G5A	653088A	HOUSING RESISTANCE
G6	651018	DESHYDRATOR FDB 083 S
G7	670649	PRESSOSTAT SUPPORT
G8	651032	PRESSOSTAT PS1 A5A (HP)

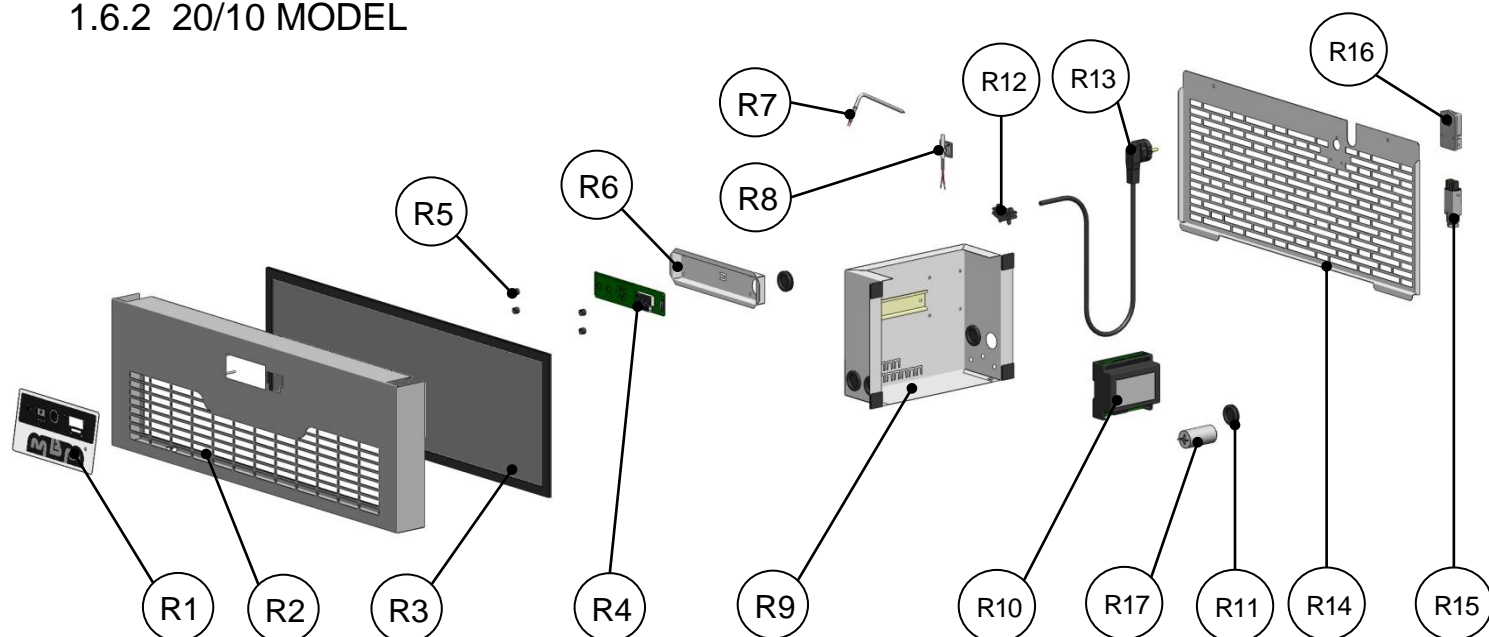
1.6 CONTROL PANEL

1.6.1 12/6 MODEL



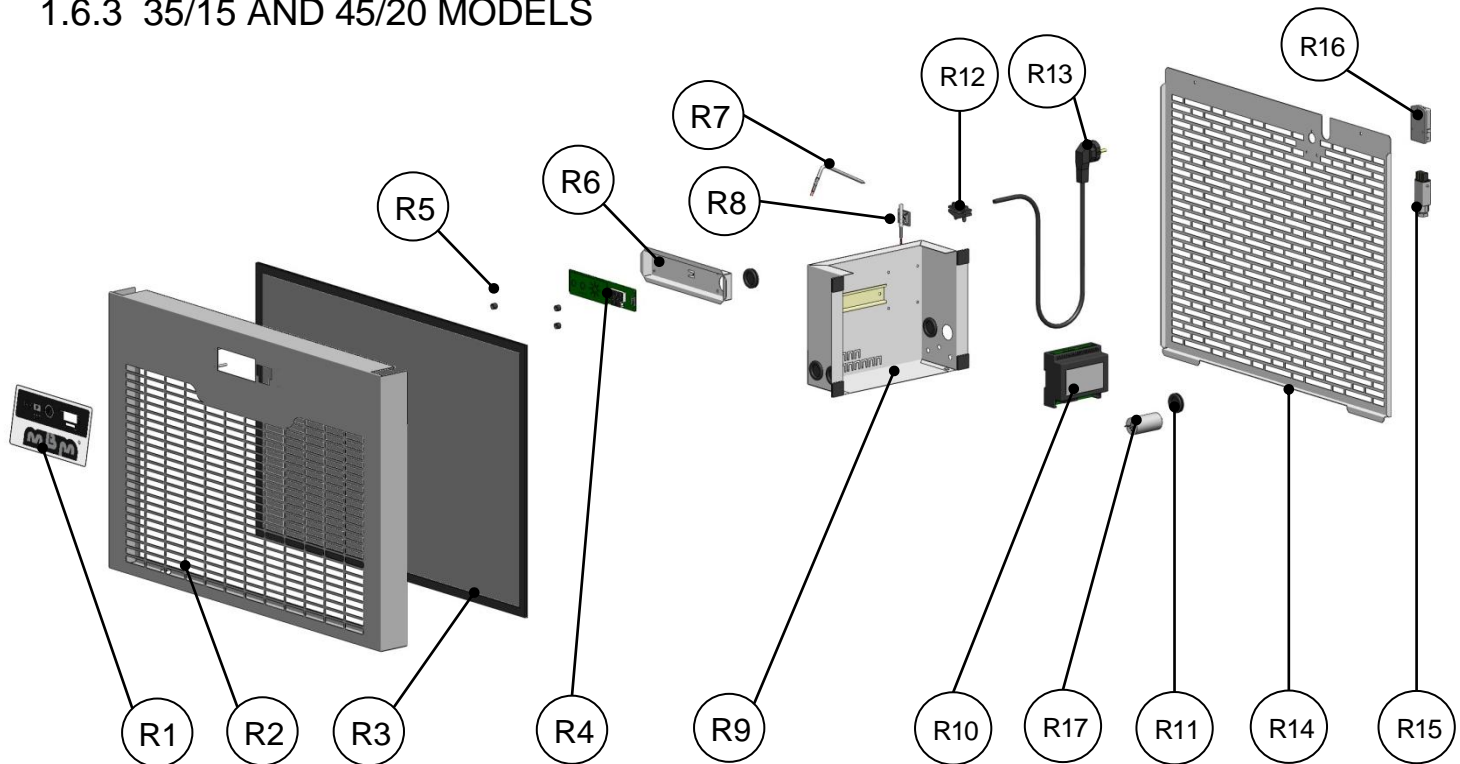
REP	CODE	DESIGNATION
R1	638489	CONTROL PANEL LABEL
R2	673247	CONTROL PANEL GRID
R3	638502	CONDENSOR FILTER (OPTION)
R4	651263	REGULATION CARD
R5	622262	SPACER Ø10x7.55
R6	673295	REGULATION CARD SUPPORT
R7	651208	1 POINT NTC CORE PROBE
R7	651209	2 POINTS NTC CORE PROBE (OPTION)
R8	651265	NTC REGULATION PROBE
R9	673181	ELECTRIC BOARD
R10	651264	TERMINAL BLOCK DIN
R11	640054	MEMBRANE GROMMET DG21
R12	645059	SUPPLY CABLE STOPPER
R13	679845	SUPPLY CABLE 1~230V+T 10A
R14	673310M	GALVANIZED BACK GRID (OPTION)
R15	645513	THREE-POLE PANEL PLUG (OPTION)
R16	645514	THREE-POLE LEAD SOCKET (OPTION)

1.6.2 20/10 MODEL



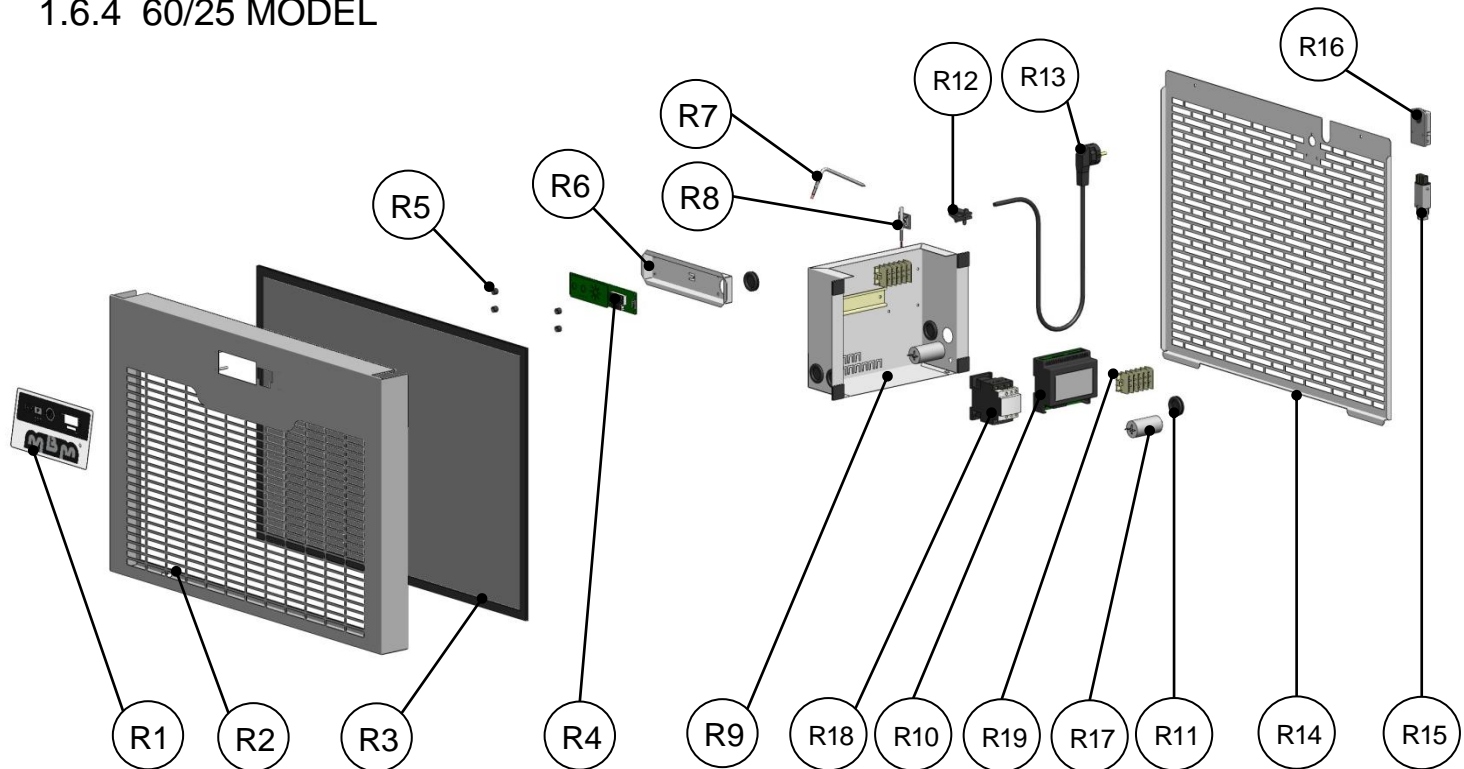
REP	CODE	DESIGNATION
R1	638489	CONTROL PANEL LABEL
R2	673247	CONTROL PANEL GRID
R3	638502	CONDENSOR FILTER (OPTION)
R4	651263	REGULATION CARD
R5	622262	SPACER Ø10x7.55
R6	673295	REGULATION CARD SUPPORT
R7	651208	1 POINT NTC CORE PROBE
R7	651209	2 POINTS NTC CORE PROBE (OPTION)
R8	651265	NTC REGULATION PROBE
R9	673181	ELECTRIC BOARD
R10	651264	TERMINAL BLOCK DIN
R11	640054	MEMBRANE GROMMET DG21
R12	645059	SUPPLY CABLE STOPPER
R13	679845	SUPPLY CABLE 1~230V+T 10A
R14	673310M	GALVANIZED BACK GRID (OPTION)
R15	645513	THREE-POLE PANEL PLUG (OPTION)
R16	645514	THREE-POLE LEAD SOCKET (OPTION)
R17	645543A	CAPACITOR FAN

1.6.3 35/15 AND 45/20 MODELS



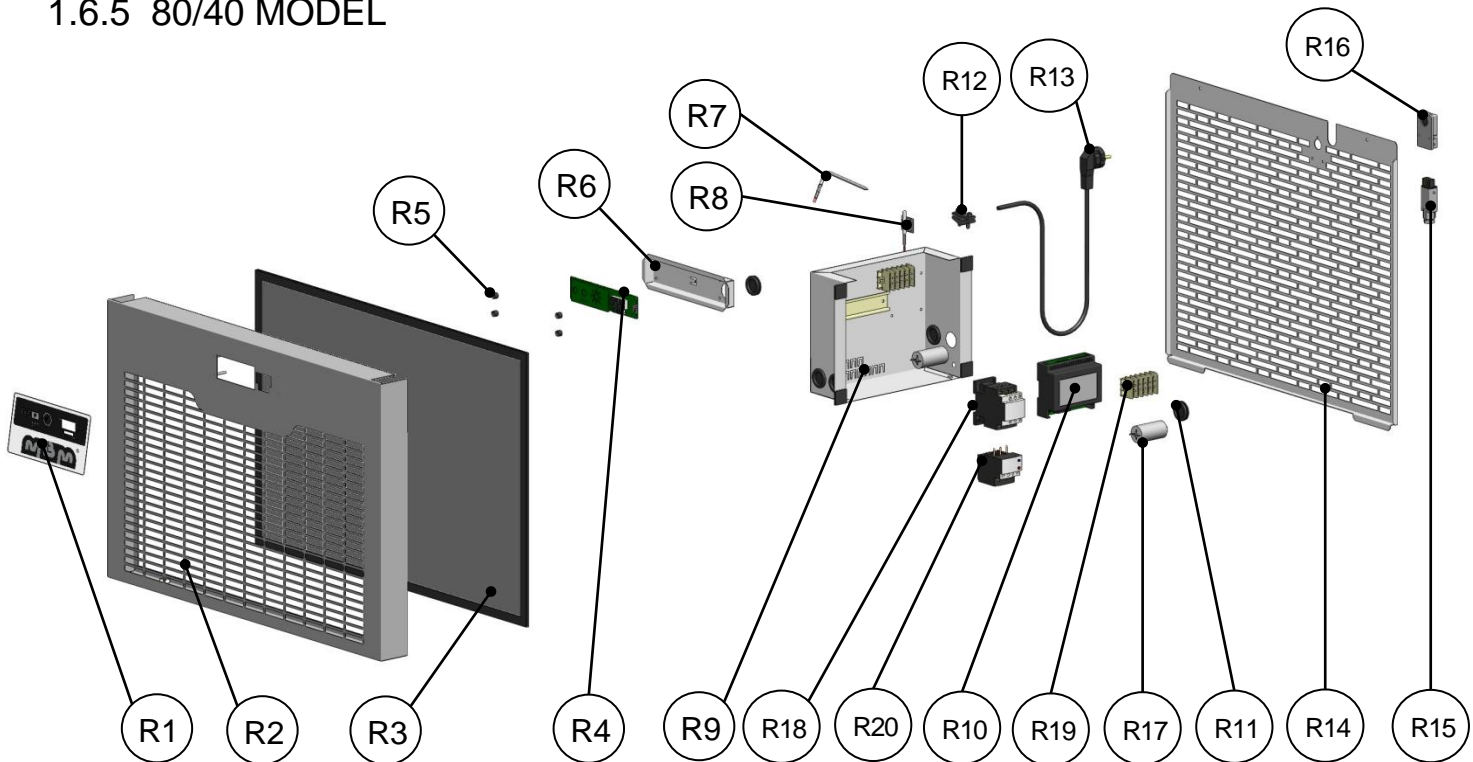
REP	CODE	DESIGNATION
R1	638489	CONTROL PANEL LABEL
R2	673248	CONTROL PANEL GRID
R3	638503	CONDENSOR FILTER (OPTION)
R4	651263	REGULATION CARD
R5	622262	SPACER Ø10x7.55
R6	673295	REGULATION CARD SUPPORT
R7	651208	1 POINT NTC CORE PROBE
R7	651209	2 POINTS NTC CORE PROBE (OPTION)
R8	651265	NTC REGULATION PROBE
R9	673181	ELECTRIC BOARD
R10	651264	TERMINAL BLOCK DIN
R11	640054	MEMBRANE GROMMET DG21
R12	645059	SUPPLY CABLE STOPPER
R13	679845	SUPPLY CABLE 1~230V+T 10A
R14	673311M	GALVANIZED BACK GRID (OPTION)
R15	645513	THREE-POLE PANEL PLUG (OPTION)
R16	645514	THREE-POLE LEAD SOCKET (OPTION)
R17	645543A	CAPACITOR FAN

1.6.4 60/25 MODEL



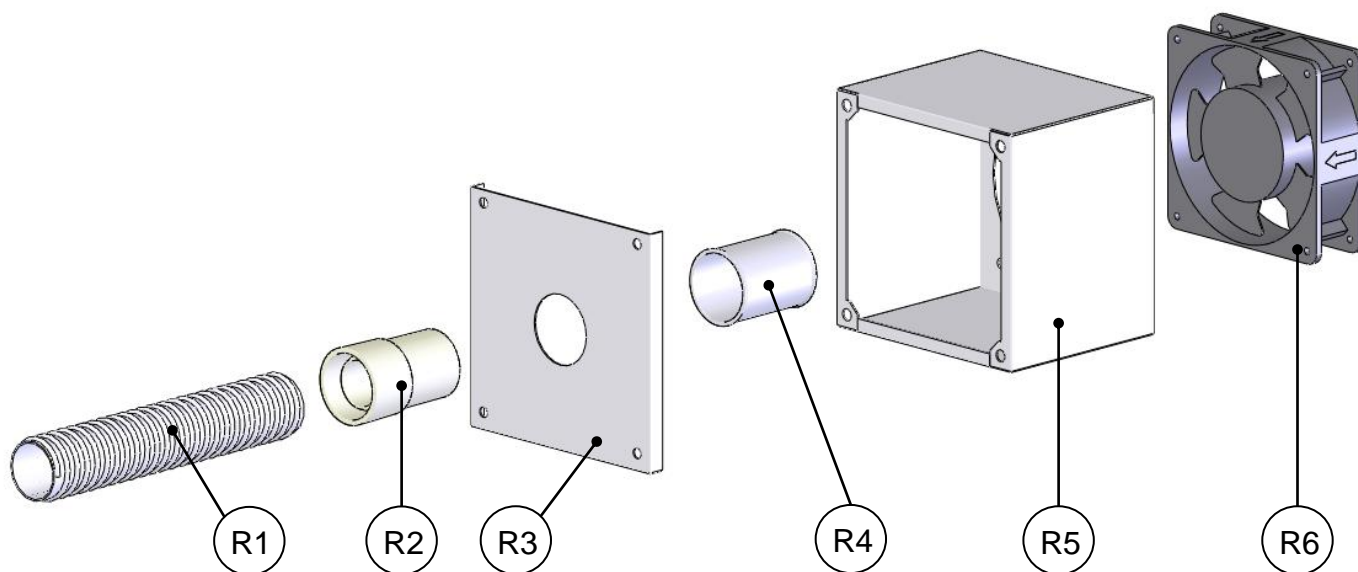
REP	CODE	DESIGNATION
R1	638489	CONTROL PANEL LABEL
R2	673248	CONTROL PANEL GRID
R3	638503	CONDENSOR FILTER (OPTION)
R4	651263	REGULATION CARD
R5	622262	SPACER Ø10x7.55
R6	673295	REGULATION CARD SUPPORT
R7	651208	1 POINT NTC CORE PROBE
R7	651209	2 POINTS NTC CORE PROBE (OPTION)
R8	651265	NTC REGULATION PROBE
R9	673181	ELECTRIC BOARD
R10	651264	TERMINAL BLOCK DIN
R11	640054	MEMBRANE GROMMET DG21
R12	645059	SUPPLY CABLE STOPPER
R13	679845	SUPPLY CABLE 1~230V+T 10A
R14	673311M	GALVANIZED BACK GRID (OPTION)
R15	645513	THREE-POLE PANEL PLUG (OPTION)
R16	645514	THREE-POLE LEAD SOCKET (OPTION)
R17	645543A	CAPACITOR FAN
R18	645102	CONTACTOR LC1D12M7
R19	645060	TERMINAL CONNEXION

1.6.5 80/40 MODEL



REP	CODE	DESIGNATION
R1	638489	CONTROL PANEL LABEL
R2	673248	CONTROL PANEL GRID
R3	638503	CONDENSOR FILTER (OPTION)
R4	651263	REGULATION CARD
R5	622262	SPACER Ø10x7.55
R6	673295	REGULATION CARD SUPPORT
R7	651208	1 POINT NTC CORE PROBE
R7	651209	2 POINTS NTC CORE PROBE (OPTION)
R8	651265	NTC REGULATION PROBE
R9	673181	ELECTRIC BOARD
R10	651264	TERMINAL BLOCK DIN
R11	640054	MEMBRANE GROMMET DG21
R12	645059	SUPPLY CABLE STOPPER
R13	679845	SUPPLY CABLE 1~230V+T 10A
R14	673311M	GALVANIZED BACK GRID (OPTION)
R15	645513	THREE-POLE PANEL PLUG (OPTION)
R16	645514	THREE-POLE LEAD SOCKET (OPTION)
R17	645543A	CAPACITOR FAN
R18	645102	CONTACTOR LC1D12M7
R19	645060	TERMINAL CONNEXION
R20	645116	THERMAL RELAY LRD14

1.7 ANTI-SMELL OPTION



REP	CODE	DESIGNATION
R1	638506	PVC CORRUGATED TUBE Ø40
R2	638505	CORRUGATED TUBE SLEEVE
R3	673304	ANTI-SMELL COVER
R4	638175	SLEEVE Ø40
R5	673303	ANTI-SMELL BOX
R6	645550	COMPACT FAN