DESPIECE TECNICO

Sarten basculante a gas
Gas tilting Bratt Pan
Sauteuse basculante a gaz
Gas-kippbratpfannen
Brasiere a gas
Fritadeira baculante a gás

GAMA 900

Modelos:

SBG9-10
SBG9-10 I
SBG9-10 M
SBG9-10 I M
SBG9-15 I M

Marzo 2009 March

Revisado Marzo 2014 March Revised

FAGOR

FAGOR INDUSTRIAL

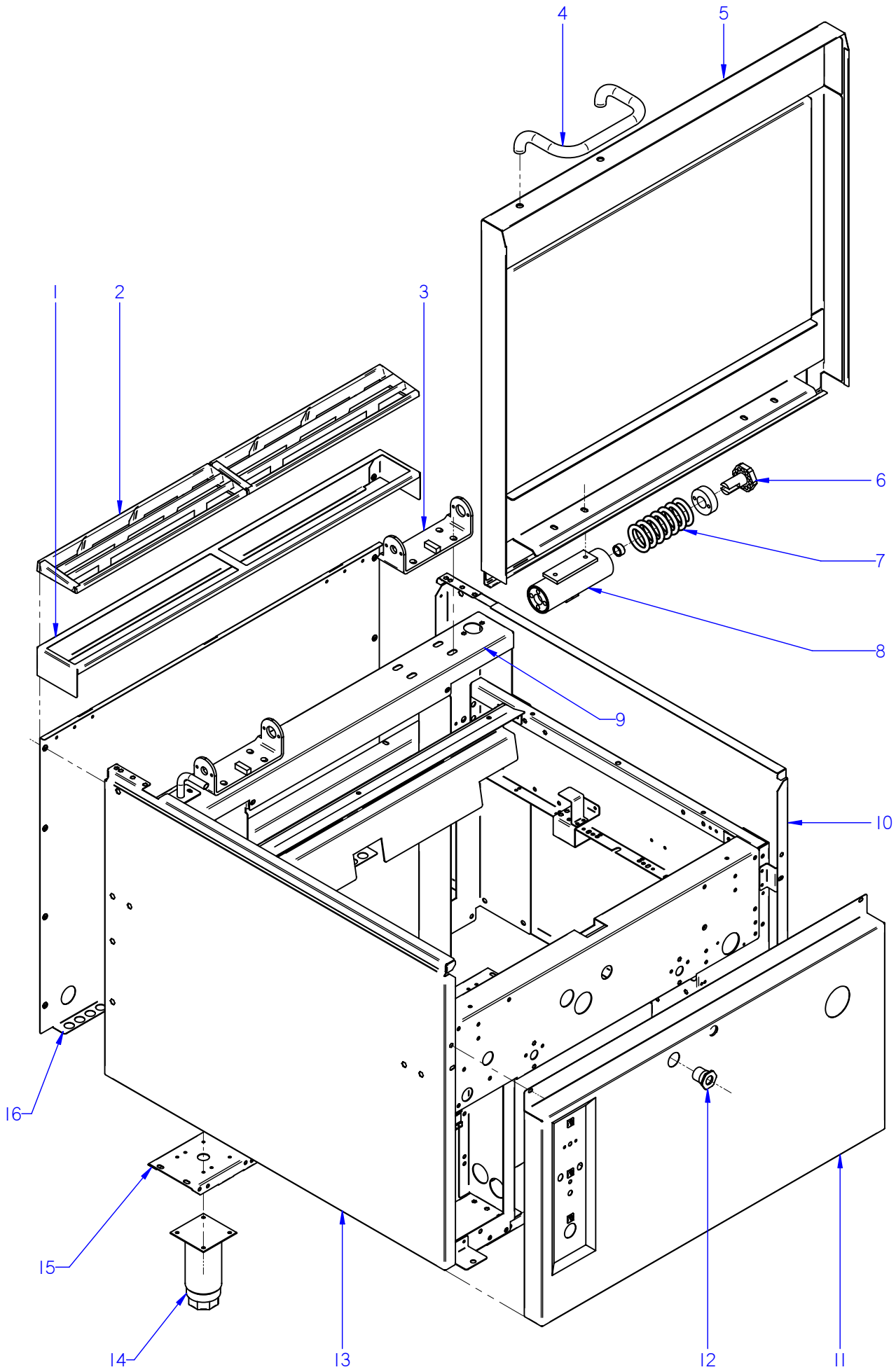

ITEM MARCADO EN COLOR = REPUESTO RECOMENDADO
COLOURED ITEM = RECOMMENDED SPARE PART

N plano	Firma	Fecha	Aparato	MUEBLE	Lamina	
C-2180		2009-03	SARTEN BASCULANTE G-900		1	Fagor Industrial S.Coop. FAGOR Oñate

MOD.	SARTEN BASCULANTE		ZONA	MUEBLE							PLANO	C-2180
ITEM	CODIGO	DENOMINACION	TEXTO	SBG9-10 SBG9-10 M	SBG9-10 S SBG9-10 MS	SBG9-15 M	SBG9-15 MS					NOTAS
1	R205439000	SOPORTE EMBELLECEDOR 1M	TRIM SUPPORT 1M	1	1	_	_					
1	R205440000	SOPORTE EMBELLECEDOR 1,5M	1.5 M TRIM SUPPORT	_	_	1	1					
	Q419005000	REMACHE 4x8 ALMG3 / ALUMINIO	RIVET 4X8 ALMG3 / ALUMINIUM	2	2	2	2					
2	R205425000	EMBELLECEDOR ESMALTE	ENAMEL TRIM	2	2	3	3					
3	X286102000	SOPORTE BISAGRA COMPLETA	COMPLETE HINGE SUPPORT	2	2	2	2					ELIMINA. 03.05.10
3	X086106000	SOPORTE BISAGRA COMPLETA	COMPLETE HINGE SUPPORT	2	2	2	2					INTROD. 03.05.10
	Q012053000	TORNILLO EXAGONAL M8x20 A304	HEXAGONAL BOLT M8x20 A304	8	8	8	8					
	Q262050000	ARANDELA GROW. A8 A304	WASHER GROW. A8 A304	8	8	8	8					
	Q232050000	ARANDELA A8	WASHER A8	8	8	8	8					
	Q162050000	TUERCA EXAGONAL M8x1 INOX.	HEXAGONAL NUT M8x1 INOX.	8	8	8	8					
4	S036123000	ASA DE TAPA	COVER HANDLE	1	1	1	1					
	X152809000	TORNILLO SUJEC. ASA DE TAPA	LID HANDLE FASTENING BOLT	2	2	2	2					
	Q302027000	ARANDELA 25x6x8,4x2	WASHER 25X6X8.4X2	2	2	2	2					
5	X022825000	TAPA COMPLETA GAMA 900 1M	LID COMPLETE RANGE 900 1M	1	1	_	_					ELIMINA. 13.01.14
5	12098814	TAPA COMPLETA GAMA 900 1M	LID COMPLETE RANGE 900 1M	1	1	_	_					INTROD. 13.01.14
5	X082813000	TAPA COMPLETA GAMA 900 1,5M	LID COMPLETE RANGE 900 1.5M	_	_	1	1					ELIMINA. 13.01.14
5	12098812	TAPA COMPLETA GAMA 900 1,5M	LID COMPLETE RANGE 900 1.5M	_	_	1	1					INTROD. 13.01.14
	Q012051000	TORNILLO EXAGONAL M8x10	HEXAGONAL BOLT M8x10	4	4	4	4					
6	S116120000	TENSOR MUELLE	TENSIONING SPRING	2	2	2	2					
	Q012042000	TORNILLO EXAGONAL M6x15	HEXAGONAL BOLT M6x15	4	4	4	4					
	Q262040000	ARANDELA GROW. A6 A304	WASHER GROW. A6 A304	4	4	4	4					
	S116118000	CASQUILLO	BUSHING	2	2	2	2					
7	S116121000	RESORTE TAPA 07199	SPRING COVER 07199	2	2	2	2					
8	X156101000	BISAGRA COMPLETA	COMPLETE HINGE	2	2	2	2					
	S116126000	COJINETE CILINDRICO	CYLINDRICAL BEARING	2	2	2	2					
	S116119000	GIRO DE ASA	HANDLE ROTATION	2	2	2	2					
	Q012041000	TORNILLO EXAGONAL M6x10 A304	HEXAGONAL BOLT M6x10 A304	4	4	4	4					
9	X020108000	CUBIERTA PUENTE	BRIDGE COVERING	1	1	_	_					
9	X080103000	CUBIERTA PUENTE G.900 1.5M	BRIDGE COVERING G.900 1.5M	_	_	1	1					
	Q411302000	REMACHE MONOBOLT Ø6.35	MONOBOLT RIVET D6.35	6	6	6	6					
	Q221342000	REMACHE EXAGONAL M5	HEXAGONAL RIVET M5	2	2	2	2					

MOD.	SARTEN BASCULANTE	ZONA	MUEBLE	PLANO	C-2180

ITEM	CODIGO	DENOMINACION	TEXTO	SBG9-10 SBG9-10 M	SBG9-10 S SBG9-10 MS	SBG9-15 M	SBG9-15 MS					NOTAS
10	X042804000	PANEL LATERAL DERECHO	RIGHT SIDE PANEL	1	_	1	_					
10	X022818000	PANEL LATERAL DERECHO SUSP.	SUSP. RIGHT SIDE PANEL	_	1	_	1					
	Q221343000	REMACHE EXAGONAL M6	HEXAGONAL RIVET M6	11	_	11	_					
	Q012042000	TORNILLO EXAGONAL M6x15	HEXAGONAL BOLT M6x15	4	_	4	_					
	Q262040000	ARANDELA GROW. A6 A304	WASHER GROW. A6 A304	4	_	4	_					
	Q221342000	REMACHE EXAGONAL M5	HEXAGONAL RIVET M5	3	3	3	3					
	Q152004000	TORNILLO APLASTADO M5x13	FLAT HEAD SCREW M5X13	1	1	1	1					
	Q162030000	TUERCA EXAGONAL M5	HEXAGONAL NUT M5	_	1	_	1					
11	X022829000	PANEL FRONTAL SBG9-10	FRONT PANEL SBG9-10	1	1	_	_					
11	X022830000	PANEL FRONTAL SBG9-10 M	FRONT PANEL SBG9-10 M	1	1	_	_					MOTORIZADA
11	X042810000	PANEL FRONTAL SBE9-10	FRONT PANEL SBE9-10	_	_	_	_					
11	X042809000	PANEL FRONTAL SBE9-10 M	FRONT PANEL SBE9-10 M	_	_	_	_					MOTORIZADA
11	X082814000	PANEL FRONTAL SBG9-15	FRONT PANEL SBG9-15	_	_	1	1					
11	X082815000	PANEL FRONTAL SBE9-15	FRONT PANEL SBE9-15	_	_	_	_					
	Q152004000	TORNILLO APLASTADO M5X13	FLAT HEAD SCREW M5X13	2	2	2	2					
	Q012042000	TORNILLO EXAGONAL M6x15	HEXAGONAL BOLT M6x15	2	2	2	2					
	Q262040000	ARANDELA GROW. A6 A304	WASHER GROW. A6 A304	2	2	2	2					
12	S112804000	EMBELLECEDOR TUBO	PIPE TRIM	1	1	1	1					
13	X042803000	PANEL LATERAL IZQUIERDO	LEFT SIDE PANEL	1	_	1	_					
13	X022817000	PANEL LATERAL IZQUIERDO SUSP.	SUSP. LEFT SIDE PANEL	_	1	_	1					
	Q221343000	REMACHE EXAGONAL M6	HEXAGONAL RIVET M6	11	_	11	_					
	Q012042000	TORNILLO EXAGONAL M6x15	HEXAGONAL BOLT M6x15	4	_	4	_					
	Q262040000	ARANDELA GROW. A6 A304	WASHER GROW. A6 A304	4	_	4	_					
	Q221342000	REMACHE EXAGONAL M5	HEXAGONAL RIVET M5	3	3	3	3					
	Q152004000	TORNILLO APLASTADO M5x13	FLAT HEAD SCREW M5X13	1	1	1	1					
	Q162030000	TUERCA EXAGONAL M5	HEXAGONAL NUT M5	_	1	_	1					
14	X260151000	PATA REGULABLE	ADJUSTABLE LEG	4	_	4	_					
	Q411304000	REMACHE AVIBULB Ø 4,8	AVIBULB RIVET Ø 4.8	16	_	16	_					

MOD.	SARTEN BASCULANTE		ZONA	MUEBLE							PLANO	C-2180
ITEM	CODIGO	DENOMINACION	TEXTO	SBG9-10 SBG9-10 M	SBG9-10 S SBG9-10 MS	SBG9-15 M	SBG9-15 MS					NOTAS
15	X022603000	LISTON SOPORTE PATAS 1M	LEG SUPPORT STRIP 1M	2	1	_	_					
15	X082608000	LISTON SOPORTE PATAS 1,5M	LEG SUPPORT STRIP 1.5 M	_	_	2	1					
	Q221342000	REMACHE EXAGONAL M5	HEXAGONAL RIVET M5	4	2	4	4					
	Q221343000	REMACHE EXAGONAL M6	HEXAGONAL RIVET M6	2	2	2	2					
16	U562853000	PANEL POSTERIOR 1M	REAR PANEL 1M	1	_	_	_					
16	S372816000	PANEL POSTERIOR 1M SUSPEND.	REAR PANEL 1M SUSPENDED	_	1	_	_					
16	U582852000	PANEL POSTERIOR 1,5M	REAR PANEL 1.5 M	_	_	1	_					
16	X412802000	PANEL POSTERIOR 1,5M SUSPEN.	REAR PANEL 1.5 M SUSPENDED	_	_	_	1					
	Q419005000	REMACHE 4x8 ALMG3 / ALUMINIO	RIVET 4X8 ALMG3 / ALUMINIUM	8	8	8	8					

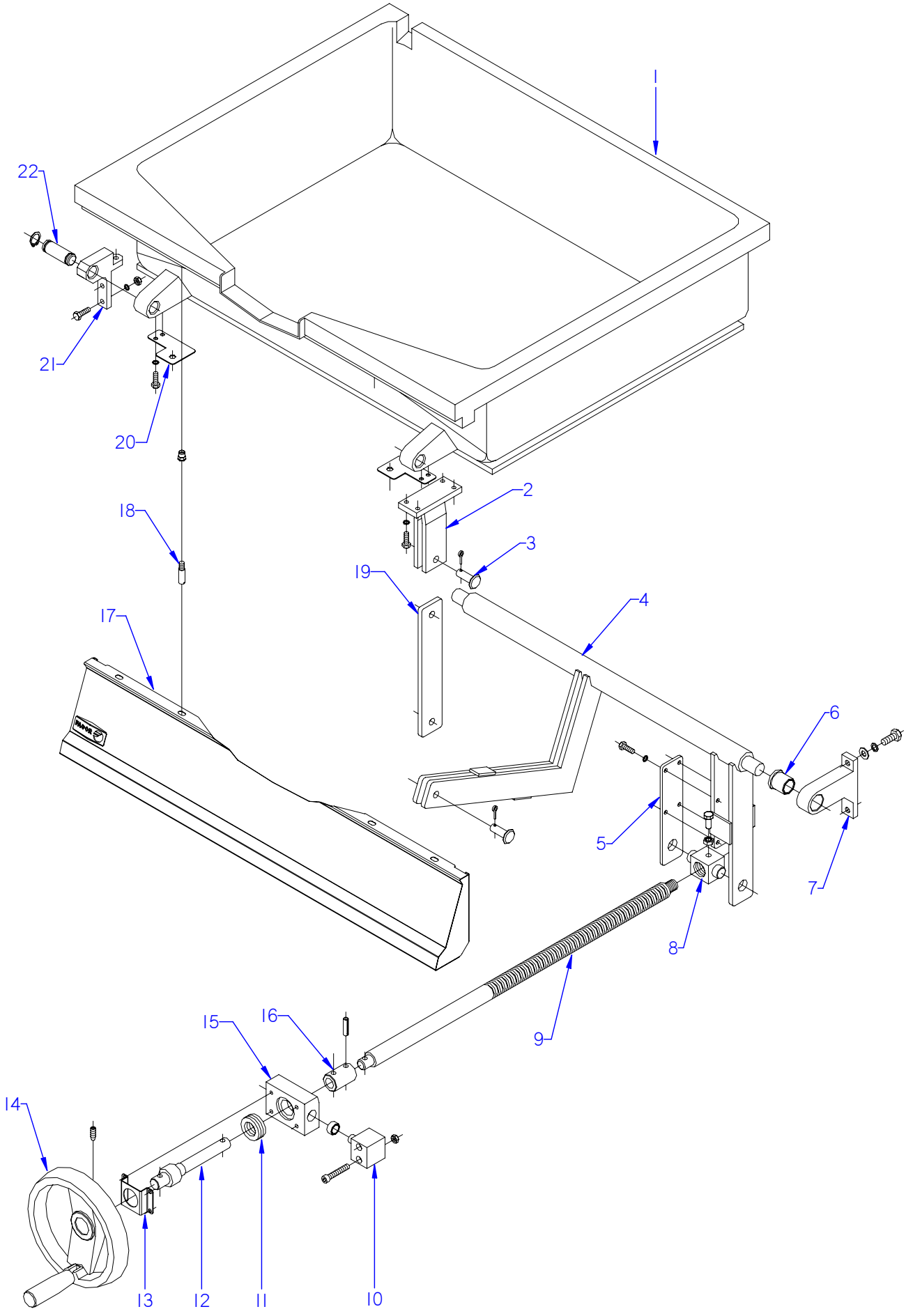

ITEM MARCADO EN COLOR = REPUESTO RECOMENDADO
COLOURED ITEM = RECOMMENDED SPARE PART

N plano	Firma	Fecha	Aparato		Lamina	
C-2181		2009-03	CUBA (ELEVACION MANUAL) SARTEN BASCULANTE G 900		2	Fagor Industrial S.Coop. FAGOR Onate

MOD.	SARTEN BASCULANTE	ZONA	CUBA (ELEVACION MANUAL)	PLANO	C-2181

ITEM	CODIGO	DENOMINACION	TEXTO	SBG9-10	SBG9-10 I						NOTAS
1	X156155000	CUBA FUNDIDA SBG9-10	CAST IRON TUB SBG9-10	1	_						ELIMINADO 12.07.10
1	X146125000	CUBA FUNDIDA SBG9-10	CAST IRON TUB SBG9-10	1	_						ELIMINADO 21.02.2014
1	12007698	CUBA FUNDIDA SBG9-10	CAST IRON TUB SBG9-10	1	_						INTRODUCIDO 21.02.2014
1	X146133000	CUBA INOXIDABLE SARTEN 910	INOX TUB FRYPAN 910	_	1						
2	X156157000	HORQUILLA DE GIRO	ROTATION FORK	1	_						
	Q012043000	TORNILLO EXAGONAL M6x20 A304	HEXAGONAL BOLT M6x20 A304	4	_						
	Q262040000	ARANDELA GROW. A6 A304	WASHER GROW. A6 A304	4	_						
3	X156123000	BULON Ø12	PIN Ø12	2	2						
	Q352024000	PASADOR DE ALETAS Ø4x25	COTTER PIN Ø4x25	2	2						
4	X156148000	BRAZO ELEVADOR COMPLETO	COMPLETE ELEVATION ARM	1	1						
	Q131555000	VARILLA ROSCADA M8x30	THREADED ROD M8X30	_	_						
	Q131558000	VARILLA ROSCADA M8x60	THREADED ROD M8X60	_	_						
	Q162050000	TUERCA EXAGONAL M8x1	HEXAGONAL NUT M8x1	_	_						
5	X156149000	BRAZO LATERAL	SIDE ARM	1	1						
	Q012042000	TORNILLO EXAGONAL M6x15	HEXAGONAL BOLT M6x15	4	4						
	Q262040000	ARANDELA GROW. A6 A304	WASHER GROW. A6 A304	4	4						
6	X109550000	COJINETE SELFOIL B11	BEARING SELFOIL B11	2	2						
7	X150108000	SOPORTE DE GIRO	ROTATION SUPPORT	2	2						
	Q012063000	TORNILLO EXAG. M10x20 A304	HEX BOLT M10x20 A304	4	4						
	Q261060000	ARANDELA MUELLE A10	SPRING WASHER A10	4	4						
	Q232060000	ARANDELA A10	WASHER A10	4	4						
8	X156154000	TUERCA HUSILLO	SPINDLE NUT	1	1						ELIMINADO 01.09.10
8	X146136000	TUERCA HUSILLO	SPINDLE NUT	1	1						ELIMINADO 01.03.13
8	12046610	TUERCA HUSILLO	SPINDLE NUT	1	1						INTRODUCIDO 01.03.13
	Q011364000	TORNILLO EXAG. M10x25	HEX BOLT M10x25	1	1						
	Q161360000	TUERCA EXAG. M10 H. ZINCADA	HEXAG. SCREW M10 H. ZINC-CO	1	1						
9	X156152000	HUSILLO GAMA 900	SPINDLE RANGE 900	1	1						ELIMINADO 01.09.10
9	X146134000	HUSILLO GAMA 900	SPINDLE RANGE 900	1	1						ELIMINADO 01.03.13
9	12046627	HUSILLO GAMA 900	SPINDLE RANGE 900	1	1						INTRODUCIDO 01.03.13

MOD.	SARTEN BASCULANTE	ZONA	CUBA (ELEVACION MANUAL)	PLANO	C-2181

ITEM	CODIGO	DENOMINACION	TEXTO	SBG9-10	SBG9-10 I						NOTAS
10	X156113000	PIVOTE DE GIRO	ROTATION PIVOT	2	2						
	S116126000	COJINETE CILINDRICO	CYLINDRICAL BEARING	2	2						
	Q052046000	TORNILLO ALLEN M6x40 A304	ALLEN BOLT M6x40 A304	4	4						
	Q162040000	TUERCA EXAGONAL M6	HEXAGONAL NUT M6	4	4						
11	X156125000	RODAMIENTO 51204	BEARING 51204	1	1						
12	X156161000	EJE VOLANTE COMPLETO	COMPLETE FLYSHAFT	1	1						
13	X152619000	SOPORTE EJE VOLANTE	FLYSHAFT SUPPORT	1	1						
	Q012041000	TORNILLO EXAGONAL M6x10 A304	HEXAGONAL BOLT M6x10 A304	4	4						
	Q262040000	ARANDELA GROW. A6 A304	WASHER GROW. A6 A304	4	4						
14	X156139000	VOLANTE ELESA	FLYSHAFT ELESA	1	1						
	Q131552000	VARILLA ROSCADA M8x15	THREADED ROD M8X15	2	2						
15	X156114000	SOPORTE RODAMIENTO	BEARING SUPPORT	1	1						
16	X156115000	CASQUILLO	BUSHING	1	1						
	Q371027000	MANGUITO DE SUJECCION Ø8x30	FASTENING SLEEVE Ø8x30	2	2						
17	X022822000	PORTAMANDOS SARTEN FUN. 1M	C.IRON FRYPAN CONTROL HOLD	1	_						
17	X022824000	PORTAMANDOS SARTEN INOX. 1M	INOX FRYPAN CONTROL HOLDEF	_	1						
	U022836000	ESCUDO FAGOR	FAGOR EMBLEM	1	1						
	Q012042000	TORNILLO EXAGONAL M6x15	HEXAGONAL BOLT M6x15	2	2						
	Q301304000	ARANDELA PLANA 23x6,5x2	FLAT WASHER 23X6.5X2	2	2						
	Q221023000	CLIP SUJECIÓN RÁPIDA D-5	QUICK FASTENING CLIP D-5	2	2						
18	Q151336000	TORNILLO SOPORTE GUIAS	GUIDE SUPPORT BOLT	2	2						
19	X156151000	BRAZO	ARM	1	1						
20	X156156000	AMARRE PANEL PORTAMANDOS	CONTROL HOLDER PANEL FAST.	2	_						
	Q012041000	TORNILLO EXAGONAL M6x10 A304	HEXAGONAL BOLT M6x10 A304	4	_						
	Q262040000	ARANDELA GROW. A6 A304	WASHER GROW. A6 A304	4	_						
21	X156145000	SOPORTE GIRO CUBA	TUB ROTATION SUPPORT	2	2						
	Q012043000	TORNILLO EXAGONAL M6x20 A304	HEXAGONAL BOLT M6x20 A304	6	6						
	Q262040000	ARANDELA GROW. A6 A304	WASHER GROW. A6 A304	6	6						
	Q162040000	TUERCA EXAGONAL M6	HEXAGONAL NUT M6	6	6						
22	X109511000	BULON LATON	BRASS BOLT	2	2						
	Q301020000	ANILLO DE SEGURIDAD 20x1,2	CIRCLIP 20x1.2	4	4						

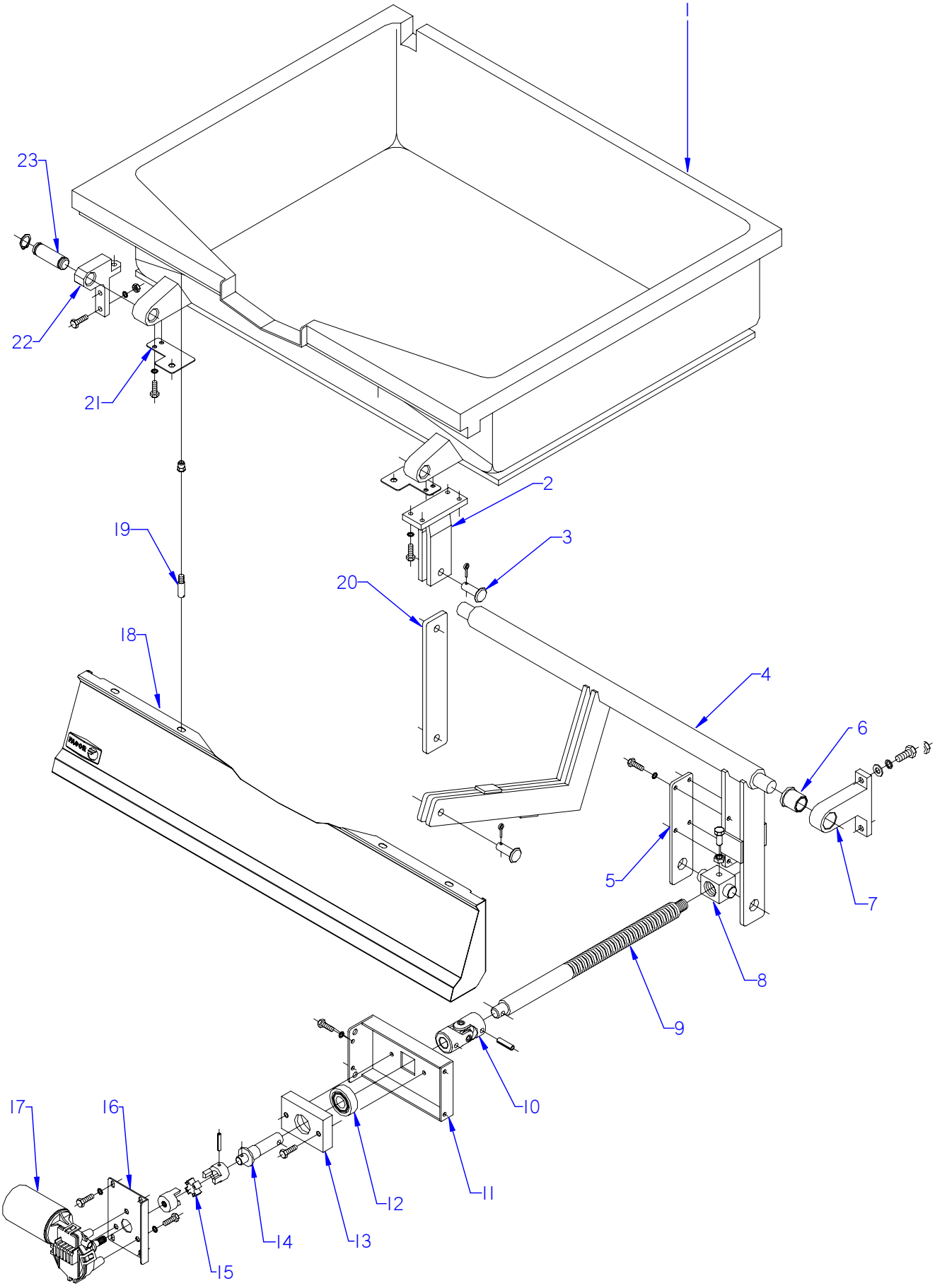

ITEM MARCADO EN COLOR = REPUESTO RECOMENDADO
COLOURED ITEM = RECOMMENDED SPARE PART

N plano	Firma	Fecha	Aparato		Lamina	
C-2182		2009-03	CUBA (ELEVACION MOTOR) SARTEN BASCULANTE G 900		3	Fagor Industrial S.Coop. FAGOR Oñate

MOD.	SARTEN BASCULANTE	ZONA	CUBA (ELEVACION MOTOR)	PLANO	C-2182

ITEM	CODIGO	DENOMINACION	TEXTO	SBG9-10 M	SBG9-10 IM	SBG9-15 IM					NOTAS
1	X156155000	CUBA FUNDIDA SBG9-10	CAST IRON TUB SBG9-10	1	_	_					ELIMINADO 12.07.10
1	X146125000	CUBA FUNDIDA SBG9-10	CAST IRON TUB SBG9-10	1	_	_					INTRODUCIDO 12.07.10
1	X146133000	CUBA INOXIDABLE SBG9-10	INOX TUB SBG9-10	_	1	_					
1	X146125000	CUBA FUNDIDA SBE9-10	CAST IRON TUB SBE9-10	_	_	_					
1	X146133000	CUBA INOXIDABLE SBE9-10	INOX TUB SBE9-10	_	_	_					
1	X286111000	CUBA INOXIDABLE SBG9-15	INOX TUB SBG9-15	_	_	1					
	Q221343000	REMACHE EXAGONAL M6	HEXAGONAL RIVET M6	2	2	2					
	Q221343000	REMACHE EXAGONAL M6	HEXAGONAL RIVET M6	2	2	2					
2	X156157000	HORQUILLA DE GIRO	ROTATION FORK	1	_	_					
	Q012043000	TORNILLO EXAGONAL M6x20 A304	HEXAGONAL BOLT M6x20 A304	4	_	_					
	Q262040000	ARANDELA GROW. A6 A304	WASHER GROW. A6 A304	4	_	_					
3	X156123000	BULON Ø12	PIN Ø12	2	2	2					
	Q352024000	PASADOR DE ALETAS Ø4x25	COTTER PIN Ø4x25	2	2	2					
4	X156148000	BRAZO ELEVADOR COMP.SB9-10	COMP. ELEVATION ARM SB9-10	1	1	_					
4	X286106000	BRAZO ELEVADOR COMP.SBG9-15	COMP. ELEVATION ARM SBG9-15	_	_	1					
4	X426103000	BRAZO ELEVADOR COMP.SBE9-15	COMP. ELEVATION ARM SBE9-15	_	_	_					
5	X156149000	BRAZO LATERAL	SIDE ARM	1	1	1					
	Q012042000	TORNILLO EXAGONAL M6x15	HEXAGONAL BOLT M6x15	4	4	4					
	Q262040000	ARANDELA GROW. A6 A304	WASHER GROW. A6 A304	4	4	4					
6	X109550000	COJINETE SELFOIL B11	BEARING SELFOIL B11	2	2	2					
7	X150108000	SOPORTE DE GIRO	ROTATION SUPPORT	2	2	2					
	Q012063000	TORNILLO EXAG. M10x20 A304	HEX BOLT M10x20 A304	4	4	4					
	Q261060000	ARANDELA MUELLE A10	SPRING WASHER A10	4	4	4					
	Q232060000	ARANDELA A10	WASHER A10	4	4	4					
8	X156154000	TUERCA HUSILLO	SPINDLE NUT	1	1	1					ELIMINADO 01.09.10
8	X146136000	TUERCA HUSILLO	SPINDLE NUT	1	1	1					ELIMINADO 01.03.13
8	12046610	TUERCA HUSILLO	SPINDLE NUT	1	1	1					INTRODUCIDO 01.03.13
	Q011364000	TORNILLO EXAG. M10x25	HEX BOLT M10x25	1	1	1					
	Q161360000	TUERCA EXAG. M10 H. ZINCADA	HEXAG. SCREW M10 H. ZINC-CO	1	1	1					

MOD.	SARTEN BASCULANTE	ZONA	CUBA (ELEVACION MOTOR)	PLANO	C-2182

ITEM	CODIGO	DENOMINACION	TEXTO	SBG9-10 M	SBG9-10 IM	SBG9-15 IM					NOTAS
9	X156152000	HUSILLO GAMA 900	SPINDLE RANGE 900	1	1	1					ELIMINADO 01.09.10
9	X146134000	HUSILLO GAMA 900	SPINDLE RANGE 900	1	1	1					ELIMINADO 01.03.13
9	12046627	HUSILLO GAMA 900	SPINDLE RANGE 900	1	1	1					INTRODUCIDO 01.03.13
10	X126114000	JUNTA UNIVERSAL 107A	UNIVERSAL JOINT 107A	1	1	1					
	Q371027000	MANGUITO DE SUJECCION Ø8x30	FASTENING SLEEVE Ø8x30	2	2	2					
11	X342607000	SOPORTE EJE MOTOR	MOTOR SHAFT SUPPORT	1	1	1					
	Q012032000	TORNILLO EXAGONAL M5x15 A304	HEXAGONAL BOLT M5x15 A304	4	4	4					
	Q262030000	ARANDELA GROW. A5 A304	WASHER GROW. A5 A304	4	4	4					
12	X346109000	RODAMIENTO SKF	SKF BEARING	1	1	1					
13	X346105000	SOPORTE RODAMIENTO	BEARING SUPPORT	1	1	1					
	Q012044000	TORNILLO EXAGONAL M6x25	HEXAGONAL BOLT M6x25	2	2	2					
14	X346106000	EJE MOTOR	MOTOR SHAFT	1	1	1					
15	X346107000	ACOPLAMIE. ELASTICO LOVEJOY	ELASTIC LOVEJOY COUPLING	1	1	1					
	Q371032000	PASADOR ELASTICO Ø5x30	ELASTIC PIN Ø5x30	2	2	2					
16	X342603000	SOPORTE MOTOR	MOTOR SUPPORT	1	1	1					
	Q012042000	TORNILLO EXAGONAL M6x15	HEXAGONAL BOLT M6x15	4	4	4					
	Q262040000	ARANDELA GROW. A6 A304	WASHER GROW. A6 A304	4	4	4					
17	X343020000	MOTORREDUCTOR (BOSCH)	GEAR MOTOR (BOSCH)	1	1	1					
	Q012042000	TORNILLO EXAGONAL M6x15	HEXAGONAL BOLT M6x15	3	3	3					
	Q262040000	ARANDELA GROW. A6 A304	WASHER GROW. A6 A304	3	3	3					
18	X022822000	PORTAMANDOS COMPL. SB9-10	COMPL. CONTROL HOLDER SB9	1	_	_					
18	X022824000	PORTAMANDOS COMPL. SB9-10 I	COMPL. CONTROL HOLDER SB9	_	1	_					
18	X082812000	PORTAMANDOS COMPL. SB9-15 I	COMPL. CONTROL HOLDER SB9	_	_	1					
	U022836000	ESCUDO FAGOR	FAGOR EMBLEM	1	1	1					
	Q301304000	ARANDELA PLANA 23x6,5x2	FLAT WASHER 23X6.5X2	2	2	2					
	Q012042000	TORNILLO EXAGONAL M6x15	HEXAGONAL BOLT M6x15	2	2	2					
	Q221023000	CLIP SUJECIÓN RÁPIDA D-5	QUICK FASTENING CLIP D-5	2	2	2					
19	Q151336000	TORNILLO SOPORTE GUIAS	GUIDE SUPPORT BOLT	2	2	2					
20	X156151000	BRAZO	ARM	1	1	1					

MOD.	SARTEN BASCULANTE	ZONA	CUBA (ELEVACION MOTOR)	PLANO	C-2182

ITEM	CODIGO	DENOMINACION	TEXTO	SBG9-10 M	SBG9-10 IM	SBG9-15 IM					NOTAS
21	X156156000	AMARRE PANEL PORTAMANDOS	CONTROL HOLDER PANEL FAST	2	_	_					
	Q012041000	TORNILLO EXAGONAL M6x10 A304	HEXAGONAL BOLT M6x10 A304	4	_	_					
	Q262040000	ARANDELA GROW. A6 A304	WASHER GROW. A6 A304	4	_	_					
22	X156145000	SOPORTE GIRO CUBA	TUB ROTATION SUPPORT	2	2	2					
	Q012043000	TORNILLO EXAGONAL M6x20 A304	HEXAGONAL BOLT M6x20 A304	6	6	6					
	Q262040000	ARANDELA GROW. A6 A304	WASHER GROW. A6 A304	6	6	6					
	Q162040000	TUERCA EXAGONAL M6	HEXAGONAL NUT M6	6	6	6					
23	X109511000	BULON LATON	BRASS BOLT	2	2	2					
	Q301020000	ANILLO DE SEGURIDAD 20x1,2	CIRCLIP 20x1.2	4	4	4					
	Q012032000	TORNILLO EXAGONAL M5x15	HEXAGONAL BOLT M5x15	1	1	1					
	Q012033000	TORNILLO EXAGONAL M5x20	HEXAGONAL BOLT M5x20	1	1	1					

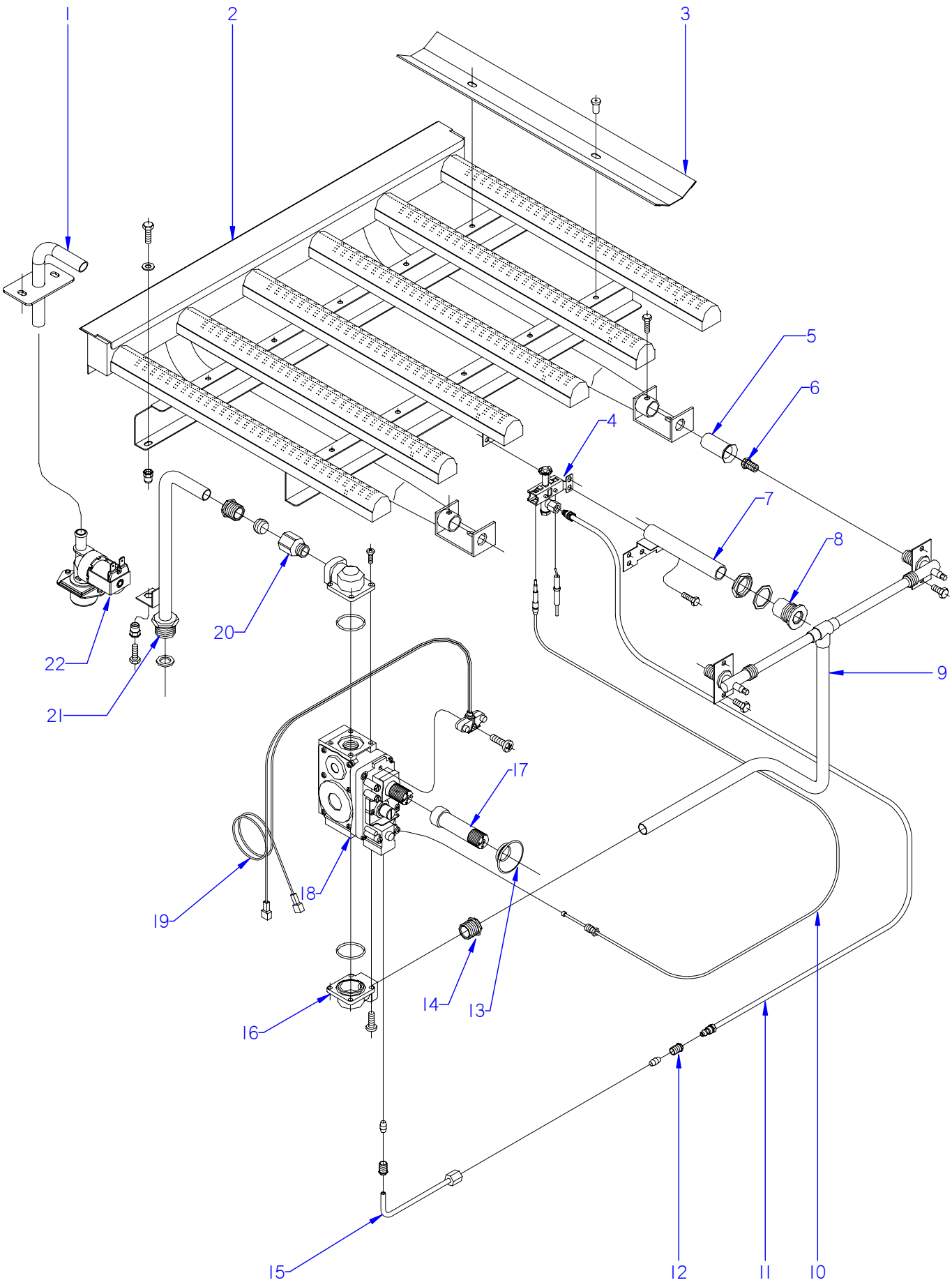

ITEM MARCADO EN COLOR = REPUESTO RECOMENDADO
COLOURED ITEM = RECOMMENDED SPARE PART

N plano	Firma	Fecha	Aparato		Lamina	
C-2183		2009-03	CONJUNTO FUNCIONAL DE GAS SARTEN BASCULANTE G-900		4	Fagor Industrial S.Coop. FAGOR Oñate

MOD.	SARTEN BASCULANTE		ZONA	CONJUNTO FUNCIONAL DE GAS					PLANO	C-2183	
ITEM	CODIGO	DENOMINACION	TEXTO	SBG9-10	SBG9-10 S	SBG9-15	SBG9-15 S				
1	X466119000	CONJUNTO TUBO LLENADO CR	FILLER PIPE ASSEMBLY CR	1	1	1	1				
	Q152004000	TORN. APLASTADO M5x13 A304	HEXAGONAL FLAT SCREW M5x1	2	2	2	2				
S/Nº	3676900000	TUBO GOMA NEGRA Ø 17*10	BLACK RUBBER PIPE 17*10	1	1	1	1				
	Q881308000	ABRAZADERA 8-14L	CLAMP 8-14L	2	2	2	2				
2	X155710000	QUEMADOR COMPLETO SBG9-10	COMPLETE BURNER SBG9-10	1	1	_	_				
2	X285710000	QUEMADOR COMPLETO SBG9-15	COMPLETE BURNER SBG9-15	_	_	1	1				
3	X155720000	DEFLECTOR LARGO G 900	LONG DEFLECTOR G 900	3	3	6	6				
S/Nº	X155721000	DEFLECTOR CORTO G 900	SHORT DEFLECTOR G 900	1	1	1	1				
	Q419005000	REMACHE 4x8 ALMG3 / ALUMINIO	RIVET 4X8 ALMG3 / ALUMINIUM	8	8	8	8				
4	U322118000	PILOTO COMPLETO 100.062	COMPLETE PILOT LIGHT 100,062	1	1	1	1				
	Q012031000	TORNILLO EXAGONAL M5x10 A304	HEXAGONAL BOLT M5x10 A304	2	2	2	2				
	Q162030000	TUERCA EXAGONAL M5	HEXAGONAL NUT M5	2	2	2	2				
	U442137000	INYECTOR Ø 0,40 GN	INJECTOR Ø 0.40 GN.	1	1	1	1				
	X022131000	BUJIA	SPARK PLUG	1	1	1	1				
5	U325707000	REGULADOR DE AIRE	AIR REGULATOR	2	2	3	3				
	Q012031000	TORNILLO EXAGONAL M5x10 A304	HEXAGONAL BOLT M5x10 A304	2	2	3	3				
	Q012031000	TORNILLO EXAGONAL M5x10 A304	HEXAGONAL BOLT M5x10 A304	2	2	3	3				
6	U052401000	TOBERA Ø 1,45 (Butano-Propano)	NOZZLE Ø1.45 (BUT-PROP.)	2	2	3	3				
6	U262400000	TOBERA Ø 2,15 (Gas Natural)	NOZZLE Ø2.15 (NATURAL GAS)	2	2	_	_				
6	1011600000	TOBERA Ø 2,25 (Gas Natural)	NOZZLE Ø2.25 (NATURAL GAS)	_	_	3	3				
6	X102403000	TOBERA Ø 4,58 (Gas Villa)	NOZZLE Ø4.58 (City gas)	2	2	_	_				
6	9145300000	TOBERA Ø 4.80 (Gas Villa)	NOZZLE Ø4.80 (City gas)	_	_	3	3				
7	X155035000	TUBO DE ENCENDIDO COMPLETO	COMPLETE IGNITION PIPE	1	1	1	1				
8	S112804000	EMBELLECEDOR TUBO	PIPE TRIM	1	1	1	1				
	Q221324000	TUERCA 3/4 GAS	NUT 3/4 GAS	1	1	1	1				
	Q306027000	ARANDELA PLANA 33.8X27X1.5	FLAT WASHER 33.8X27X1.5	1	1	1	1				
9	X155047000	CONDUCC. QUEMADOR SBG-910	BURNER PIPE SBG-910	1	1	_	_				
9	X285023000	CONDUCC. QUEMADOR SBG-915	BURNER PIPE SBG-915	_	_	1	1				
	Q306057000	ARANDELA Ø18x12,5x1,5	WASHER Ø18x12.5x1.5	1	1	1	1				
	Q153002000	TORNILLO TAPON	CAP BOLT	2	2	3	3				
10	U562130000	TERMOPAR L=850	THERMOCOUPLE L=850	1	1	1	1				

MOD.	SARTEN BASCULANTE		ZONA	CONJUNTO FUNCIONAL DE GAS						PLANO	C-2183
ITEM	CODIGO	DENOMINACION	TEXTO	SBG9-10	SBG9-10 S	SBG9-15	SBG9-15 S				
11	X155052000	TUBO PILOTO	PILOT PIPE	1	1	_	_				
11	X285025000	TUBO PILOTO	PILOT PIPE	_	_	1	1				
12	U195009000	MANGUITO EMPALME	CONNECTION HOSE	1	1	1	1				
	X205028000	BICONO Ø6	BICONE Ø6	1	1	1	1				
13	X152121000	JUNTA VALVULA	VALVE GASKET	1	1	1	1				
14	S205023000	MANGUITO DOBLE 1/2	DOUBLE SLEEVE 1/2	1	1	1	1				
15	X155043000	TUBO PILOTO A VALVULA COMPL.	PILOT PIPE TO COMPLETE VALVE	1	1	1	1				
16	X153004000	CODO 1-2 820 NOV 906.260	L-PIPE 1-2 820 NOV 906.260	2	2	2	2				
17	X262100000	ALARGADERO NEG. 999.975	BLACK EXTENSION 999.975	1	1	1	1				
18	12097292	VALVULA NOVA 820 REGULADA	VALVE REGULATED NOVA 820	1	1	1	1				
18	12024777	ELECTROVALV. 820 NOVA 60 Hz.	SOLENOID VALVE. 820 NOVA 60 H	1	1	1	1				
	Q012031000	TORNILLO EXAGONAL M5x10 A304	HEXAGONAL BOLT M5x10 A304	2	2	2	2				
	Q302022000	ARANDELA 16x6x1,2 A304	WASHER 16x6x1.2 A304	2	2	2	2				
19	R275027000	CABLEADO ELECTROSIT 927.012	WIRING ELECTROSIT 927.012	1	1	1	1				
20	X162101000	RACORD 1/2	CONNECTION 1/2	1	1	1	1				
	X012105000	BICONO Ø 16 957.008	BICONE Ø 16,957.008	1	1	1	1				
	X012104000	MANGUITO 1/2 958.027	HOSE 1/2 958.027	1	1	1	1				
21	X155033000	CONDUCCION ENTRADA COMPL.	COMPL. INPUT PIPE	1	_	1	_				
21	X245019000	CONDUCCION GENERAL	GENERAL PIPE	_	1	_	1				
	Q221343000	REMACHE EXAGONAL M6	HEXAGONAL RIVET M6	1	1	1	1				
	Q012042000	TORNILLO EXAGONAL M6x15	HEXAGONAL BOLT M6x15	1	1	1	1				
	Q302022000	ARANDELA 16x6x1,2 A304	WASHER 16x6x1.2 A304	1	1	1	1				
22	Z701135000	E.V.SIMP.220V COD.255.208	E.V.SIMP.220V COD.255.208	1	1	1	1				
	Z601156000	REGULADOR 8L RO. 254.034	REGULATOR 8L RED 254.034	1	1	1	1				ELIMINADO 11.11.13
	12096626	REGULADOR 8 L (ROJO)	REGULATOR 8L RED	1	1	1	1				INTRODUCIDO 11.11.13
	Q032021000	TORNILLO ALOMADO M4X10	CURVED SCREW M4X10	2	2	2	2				

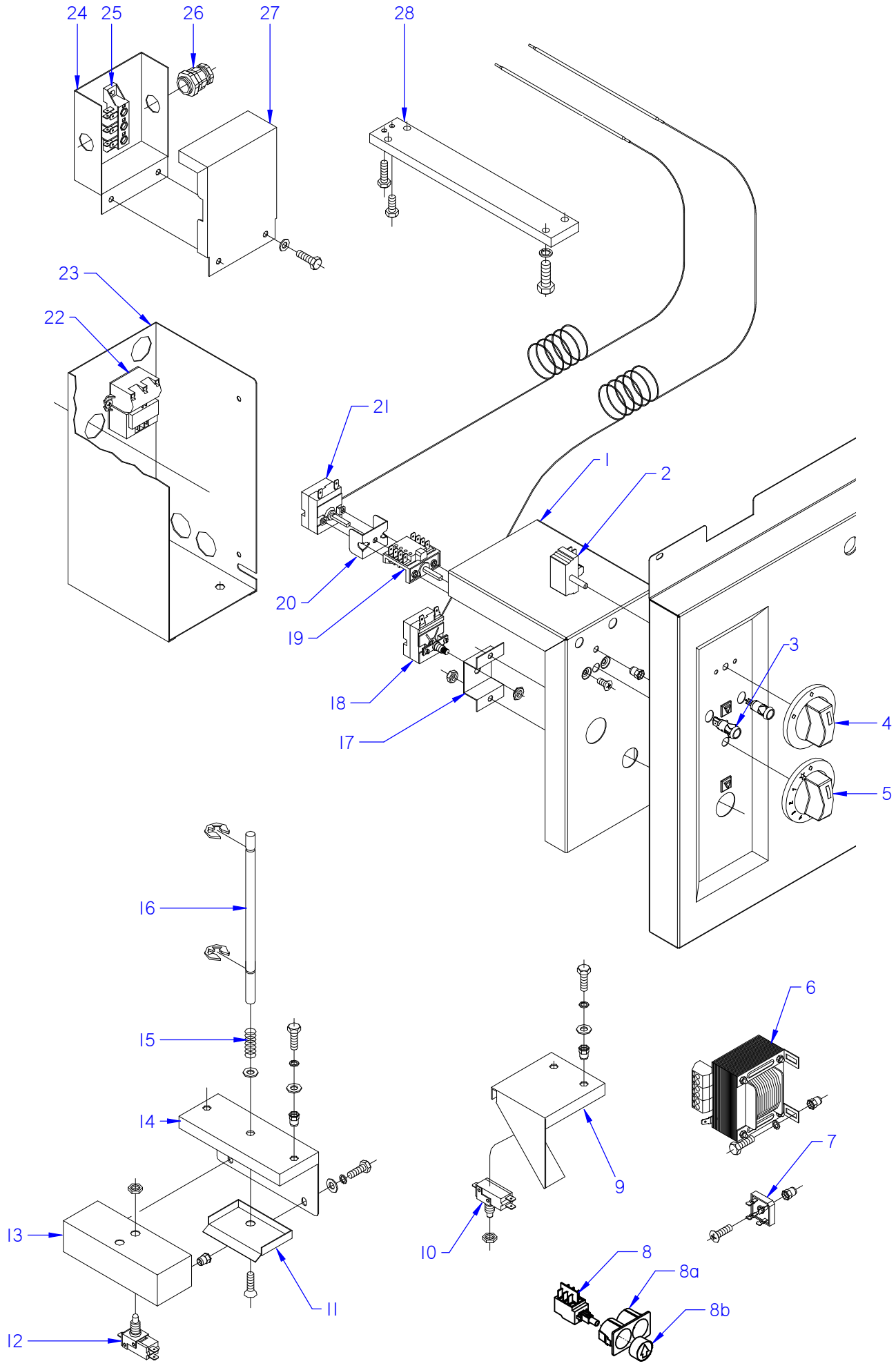

ITEM MARCADO EN COLOR = REPUESTO RECOMENDADO
COLOURED ITEM = RECOMMENDED SPARE PART

N plano	Firma	Fecha	Aparato		Lamina	
C-2184		2009-03	CONJUNTO FUNCIONAL ELECTRICO SARTEN BASCULANTE SBG		5	Fagor Industrial S.Coop. FAGOR Onate

MOD.	SARTEN BASCULANTE	ZONA	CONJUNTO FUNCIONAL ELECTRICO	PLANO	C-2184

ITEM	CODIGO	DENOMINACION	TEXTO	SBG9-10	SBG9-10 I	SBG9-10 M	SBG9-10 IM	SBG9-15 IM			NOTAS
1	X152667000	TAPA CAJA SOPORTE VALVULA	VALVE SUPPORT BOX COVER	1	1	1	1	1			
2	T343008000	CONMUTADOR HGC	HGC SWITCH	1	1	1	1	1			
	Q151320000	TOR. ALOMADO M4X6 H.ZINCADO	CURVED SCREW M4X6 H. ZINC	2	2	2	2	2			
3	X143017000	PILOTO VERDE SARTEN	GREEN FRYPAN PILOT	1	1	1	1	1			ELIMINADO 01.02.13
3	12047390	PILOTO VERDE 230V AC 8KW 16MM	GREEN PILOT 230V AC 8KW 16MI	1	1	1	1	1			INTRODUCIDO 01.02.13
	X143018000	PILOTO AMBAR SARTEN	FRYING PAM AMBER PILOT	1	1	1	1	1			ELIMINADO 01.02.13
	12024669	PILOTO AMBAR Ø18	AMBER PILOT Ø18	1	1	1	1	1			INTRODUCIDO 01.02.13
4	X022133000	BOTON DE MANDO Ø6 ENT. AGUA	CONTROL BUTTON Ø6 ENT. WAT	1	1	1	1	1			
5	X022102000	BOTON DE MANDO SARTEN BASC.	CTRL BUTTON TILTING FRYPAN	1	1	1	1	1			
6	X343021000	TRANSFORMADOR	TRANSFORMER	_	_	1	1	1			
S/Nº	X342606000	CAJA TRANSFORMADOR	TRANSFORMER BOX	_	_	1	1	1			
S/Nº	X342605000	TAPA TRANSFORMADOR	TRANSFORMER COVER	_	_	1	1	1			
S/Nº	X342609000	ESCU. AMARRE TAPA TRANSFOR.	TRANSFORMER COVER FAST. SH	_	_	1	1	1			
	Q012031000	TORNILLO EXAGONAL M5x10 A304	HEXAGONAL BOLT M5x10 A304	_	_	12	12	12			
	Q302022000	ARANDELA 16x6x1,2 A304	WASHER 16x6x1.2 A304	_	_	9	9	9			
	Q419005000	REMACHE 4x8 ALMG3 / ALUMINIO	RIVET 4X8 ALMG3 / ALUMINIUM	_	_	4	4	4			
7	X343022000	PUENTE RECTIFICADOR FB 3502	RECTIFIER BRIDGE FB 3502	_	_	1	1	1			
8	12024804	INTERRUPTOR PULSADOR	PRESS BUTTON SWITCH	_	_	2	2	2			
8a	12009331	CUERPO PULSADOR	PRESS BUTTON BODY	_	_	1	1	1			
8b	12009956	BOTON PULSADOR	PRESS BUTTON	_	_	2	2	2			
S/Nº	12008786	PROTECTOR PULSADOR	PRESS BUTTON PROTECTOR	_	_	1	1	1			
9	X342602000	SOPORTE MICRO	MICRO BRACKET	_	_	1	1	1			
	Q221342000	REMACHE EXAGONAL M5	HEXAGONAL RIVET M5	_	_	2	2	2			
	Q012031000	TORNILLO EXAGONAL M5x10 A304	HEXAGONAL BOLT M5x10 A304	_	_	2	2	2			
	Q302022000	ARANDELA 16x6x1,2 A304	WASHER 16x6x1.2 A304	_	_	2	2	2			
10	X343015000	MICRORRUPTOR 32280001	MICROSWITCH 32280001	_	_	2	2	2			ELIMINADO 03.10.,11
10	12040850	MICRORRUPTOR 250V AC 16A VDE	MICROSWITCH 250V AC 16A VDE	_	_	2	2	2			INTRODUCIDO 03.10.,11
	Q222005000	TUERCA EXAGONAL M10x0,75	HEXAGONAL NUT M10x0.75	_	_	2	2	4			
11	X152646000	PROTECCION SUPERIOR	UPPER PROTECTION	1	1	1	1	1			
	Q152024000	TORNILLO AVELLANADO M4x8 A304	COUNTERSUNK BOLT M4X8 A304	1	1	1	1	1			

MOD.	SARTEN BASCULANTE		ZONA	CONJUNTO FUNCIONAL ELECTRICO						PLANO	C-2184
ITEM	CODIGO	DENOMINACION	TEXTO	SBG9-10	SBG9-10 I	SBG9-10 M	SBG9-10 IM	SBG9-15 IM			NOTAS
12	X343015000	MICRORRUPTOR 32280001	MICROSWITCH 32280001	1	1	1	1	1			ELIMINADO 03.10.11
12	12040850	MICRORRUPTOR 250V AC16A VDE	MICROSWITCH 250V AC16A VDE	1	1	1	1	1			INTRODUCIDO 03.10.11
13	X152681000	CAJA PORTA MICRO	MICRO HOLDER BOX	1	1	1	1	1			
	Q221342000	REMACHE EXAGONAL M5	HEXAGONAL RIVET M5	2	2	2	2	2			
	Q012031000	TORNILLO EXAGONAL M5x10 A304	HEXAGONAL BOLT M5x10 A304	2	2	2	2	2			
	Q302022000	ARANDELA 16x6x1,2 A304	WASHER 16x6x1.2 A304	2	2	2	2	2			
	Q262030000	ARANDELA GROW. A5 A304	WASHER GROW. A5 A304	2	2	2	2	2			
14	X152680000	SOPORTE CAJA PORTA MICRO	MICRO HOLDER BOX SUPPORT	1	1	1	1	1			
	Q221342000	REMACHE EXAGONAL M5	HEXAGONAL RIVET M5	2	2	2	2	2			
	Q012031000	TORNILLO EXAGONAL M5x10 A304	HEXAGONAL BOLT M5x10 A304	2	2	2	2	2			
	Q302022000	ARANDELA 16x6x1,2 A304	WASHER 16x6x1.2 A304	2	2	2	2	2			
	Q262030000	ARANDELA GROW. A5 A304	WASHER GROW. A5 A304	2	2	2	2	2			
15	Z700603000	MUELLE 07777	SPRING 07777	1	1	1	1	1			
16	X152682000	EJE PULSADOR MICRO	MICRO BUTTON SHAFT	1	1	1	1	1			
	Q271033000	ARANDELA DE SEGURIDAD Ø6	SAFETY WASHER Ø6	2	2	2	2	2			
17	X152661000	SOPORTE LIMITADOR	LIMITER SUPPORT	1	1	1	1	1			
	Q162030000	TUERCA EXAGONAL M5	HEXAGONAL NUT M5	2	2	2	2	2			
18	R612103000	TERMOSTATO LIMITADOR	THERMOSTAT LIMITER	1	1	1	1	1			
	Q223022000	TUERCA EXAGONAL M8x1 LATON	HEXAGONAL NUT M8x1 BRASS.	1	1	1	1	1			
	Q013023000	TORNILL. EXAGONAL M4x20 LATON	HEXAGONAL BOLT M4X20 BRASS	1	1	1	1	1			
	Q163020000	TUERCA EXAGONAL M4 LATON	HEXAGONAL NUT M4 BRASS	1	1	1	1	1			
	Q183001000	TUERCA CUADRADA M4	SQUARE NUT M4	1	1	1	1	1			
	Q242020000	ARANDELA ABANICO A4 A304	FAN WASHER A4 A304	1	1	1	1	1			
	Q563004000	LENGÜETA COMPONENTES DOBLE	DOUBLE COMPONENTS TONGUE	1	1	1	1	1			
	Z603022000	PLACA ASIENTO CONEXIÓN MASA	SEATING PLATE EARTH CONNEC	1	1	1	1	1			
19	X163007000	CONMUTADOR ACOPLE TERMOS	THERMOSTAT CONNECT SWITCH	1	1	1	1	1			
20	X313001000	"U" SOPORTE TERMOSTATO	THERMOSTAT U SUPPORT	1	1	1	1	1			
21	X153000000	TERMOSTATO 50-310 C	THERMOSTAT 50-310 C	1	1	1	1	1			
	Q042021000	TORNILL. AVELLANADO M4x10 A304	COUNTERSUNK BOLT M4X10 A30	2	2	2	2	2			
22	X163014000	ENCENDEDOR 2 BUJIAS	LIGHTER 2 SPARK PLUG	1	1	1	1	1			
	Q082005000	TORNILLO CHAP. 4,2X13 4.2X13	PLATE BOLT 4.2X13 4.2X13	2	2	2	2	2			

MOD.	SARTEN BASCULANTE		ZONA	CONJUNTO FUNCIONAL ELECTRICO				PLANO	C-2184		
ITEM	CODIGO	DENOMINACION	TEXTO	SBG9-10	SBG9-10 I	SBG9-10 M	SBG9-10 IM	SBG9-15 IM			NOTAS
23	X152656000	SOPORTE VALVULA	VALVE SUPPORT	1	1	1	1	1			
	Q411304000	REMACHE AVIBULB Ø 4,8	AVIBULB RIVET Ø 4.8	4	4	4	4	4			
	Q221342000	REMACHE EXAGONAL M5	HEXAGONAL RIVET M5	2	2	2	2	2			
24	X342601000	CUADRO REGLETA	STRIP PANEL	1	1	1	1	1			
	Q221342000	REMACHE EXAGONAL M5	HEXAGONAL RIVET M5	2	2	2	2	2			
	Q012042000	TORNILLO EXAGONAL M6x15	HEXAGONAL BOLT M6x15	2	2	2	2	2			
	Q302022000	ARANDELA 16x6x1,2 A304	WASHER 16x6x1.2 A304	2	2	2	2	2			
25	U183046000	REGLETA AUXILIAR	AUXILIARY STRIP	1	1	1	1	1			
	Q152004000	TORN. APLASTADO M5x13 A304	HEXAGONAL FLAT SCREW M5x13	2	2	2	2	2			
26	R073004000	PRENSA ESTOPAS	STUFFING BOX	2	2	2	2	2			
	R073025000	CONTRATUERCA (GAES) 790.1300.0	COUNTERNUT (GAES) 790.1300.0	2	2	2	2	2			
	R073026000	JUNTA DE GOMA (GAES)	RUBBER SEAL (GAES)	2	2	2	2	2			
27	X342600000	TAPA CAJA REGLETA	STRIP BOX COVER	1	1	1	1	1			
28	X156147000	CUBREBULBO	BULB COVER	1	_	1	_	_			
	Q012043000	TORNILLO EXAGONAL M6x20 A304	HEXAGONAL BOLT M6x20 A304	4	_	4	_	_			
	Q262040000	ARANDELA GROW. A6 A304	WASHER GROW. A6 A304	4	_	4	_	_			
	Q012032000	TORNILLO EXAGONAL M5x15 A304	HEXAGONAL BOLT M5x15 A304	1	_	1	_	_			
	Q012033000	TORNILLO EXAGONAL M5x20 A304	HEXAGONAL BOLT M5x20 A304	1	_	1	_	_			

MOD.	SARTEN BASCULANTE	ZONA	VARIOS (GAS)	PLANO	

ITEM	CODIGO	DENOMINACION	TEXTO	SBG9-10	SBG9-10 S	SBG9-10 M	SBG9-15 MS				NOTAS
	X026501000	FOLLETO DE INSTRUCC. SBG900	INSTRUCTION LEAFLET SBG900	1	1	1	1				
	X463002000	ESQUEMA TEORICO ADHESIVO	THEOR. DIAGRAM LABEL	1	1	_	_				ELIMINADO 02.05.11 HC-80147
	X343023000	ESQUEMA TEORICO ADHESIVO	THEOR. DIAGRAM LABEL	_	_	1	1				PLANO HC-75426
	X343023000	ESQUEMA TEORICO ADHESIVO	THEOR. DIAGRAM LABEL	1	1	_	_				INTRODUCIDO 02.05.11 HC-75426
	X463004000	PLANO ELECT. DE MONTAJE SBG	ELECTRIC ASSEMBLY PLAN SBG	1	1	1	1				PLANO HC-80159
	X463007000	LEYENDA SARTEN BASCULANTE	TILTING PAN LEGEND	1	1	1	1				INTRODUCIDO 02.05.11 HC-83262
	X153021000	INSTALACION ELECTRICA	ELECTRIC INSTALLATION	1	1	1	1				
	X463003000	CABLEADO ELECTROV. SBG7-10	SOLENOID VALVE WIRING SBG7	1	_	1	_				
	X463005000	CABLEADO ELECTROV. SUSPEND.	SOLENOID VALVE WIRING SUSP	_	1	_	1				
	U333003000	CABLE MASA ENCENDEDOR	LIGHTER EARTH CABLE	1	1	1	1				
	U323007000	CABLE ENCENDEDOR A BUJIA	LIGHTER TO SPARK PLUG CABL	1	1	1	1				
	X163002000	CABLE BUJIA	SPARK PLUG CABLE	1	1	1	1				
	X283000000	CABLEADO MOTOR	MOTOR WIRING	_	_	1	1				

MOD.	SARTEN BASCULANTE		ZONA	PIEZAS ESPECIFICAS PARA LOS DISTINTOS GASES						PLANO	C-2183
ITEM	CODIGO	DENOMINACION	TEXTO	SBG9-10	SBG9-15						NOTAS
		BUTANO - PROPANO	**BUTANE - PROPANE**								
6	U052401000	TOBERA Ø 1,45	NOZZLE Ø 1.45	2	3						
S/N	U136501000	INDICADOR (BUTANO-PROPANO)	INDICATOR (BUTANE-PROPANE)	1	1						
		GAS NATURAL	**NATURAL GAS**								
4	U442137000	INYECTOR Ø 0,40 GN	INJECTOR Ø 0.40 GN.	1	1						
6	U262400000	TOBERA Ø 2,15	NOZZLE Ø 2.15	2	_						
6	1011600000	TOBERA Ø 2,25	NOZZLE Ø 2.25	_	3						
S/N	U134402000	INDICADOR (GAS NATURAL)	INDICATOR (NATURAL GAS)	1	1						
		GAS VILLA	**TOWN GAS**								
6	X102403000	TOBERA Ø 4,58	NOZZLE Ø 4.58	2	_						
6	9145300000	TOBERA Ø 4.80	NOZZLE Ø 4.80	_	3						
S/N	U134310000	INDICADOR (GAS VILLA)	INDICATOR (TOWN GAS)	1	1						

MOD.	SARTEN BASCULANTE	ZONA	REPUESTOS RECOMENDADOS RECOMMENDED SPARE PART	PLANO	

ITEM	CODIGO	DENOMINACION	TEXTO	SBG9-10	SBG9-10 I	SBG9-10 M	SBG9-10 IM	SBG9-15 IM			NOTAS
7	S116121000	RESORTE TAPA 07199	SPRING COVER 07199	2	2	2	2	2			C-2180
16	X156115000	CASQUILLO	BUSHING	1	1	_	_	_			C-2181
10	X126114000	JUNTA UNIVERSAL 107A	UNIVERSAL JOINT 107A	_	_	1	1	1			C-2182
15	X346107000	ACOPLAMIE. ELASTICO LOVEJOY	ELASTIC LOVEJOY COUPLING	_	_	1	1	1			C-2182
17	X343020000	MOTORREDUCTOR (BOSCH)	GEAR MOTOR (BOSCH)	_	_	1	1	1			C-2182
4	U322118000	PILOTO COMPLETO 100.062	COMPLETE PILOT LIGHT 100,062	1	1	1	1	1			C-2183
10	U562130000	TERMOPAR L=850	THERMOCOUPLE L=850	1	1	1	1	1			C-2183
13	X152121000	JUNTA VALVULA	VALVE GASKET	1	1	1	1	1			C-2183
16	X153004000	CODO 1-2 820 NOV 906.260	L-PIPE 1-2 820 L-PIP L-PIPE L-PIP	2	2	2	2	2			C-2183
18	12097292	VALVULA NOVA 820 REGULADA	VALVE REGULATED NOVA 820	1	1	1	1	2			C-2183
18	12024777	ELECTROVALV. 820 NOVA 60 Hz.	SOLENOID VALVE. 820 NOVA 60	1	1	1	1	2			C-2183
19	R275027000	CABLEADO ELECTROSIT 927.012	WIRING ELECTROSIT 927.012	1	1	1	1	1			C-2183
22	Z701135000	E.V.SIMP.220V COD.255.208	E.V.SIMP.220V COD.255.208	1	1	1	1	1			C-2183
2	T343008000	CONMUTADOR HGC	HGC SWITCH	1	1	1	1	1			C-2184
3	12047390	PILOTO VERDE 230V AC 8KW 16MM	GREEN PILOT 230V AC 8KW 16M	1	1	1	1	1			C-2184
	12024669	PILOTO AMBAR Ø18	AMBER PILOT Ø18	1	1	1	1	1			C-2184
6	X343021000	TRANSFORMADOR	TRANSFORMER	_	_	1	1	1			C-2184
7	X343022000	PUENTE RECTIFICADOR FB 3502	RECTIFIER BRIDGE FB 3502	_	_	1	1	1			C-2184
8	12024804	INTERRUPTOR PULSADOR	PRESS BUTTON SWITCH	_	_	2	2	2			C-2184
8a	12009331	CUERPO PULSADOR	PRESS BUTTON BODY	_	_	1	1	1			C-2184
8b	12009956	BOTON PULSADOR	PRESS BUTTON	_	_	2	2	2			C-2184
S/Nº	12008786	PROTECTOR PULSADOR	PRESS BUTTON PROTECTOR	_	_	1	1	1			C-2184
10	12040850	MICRORRUPTOR 250V AC 16A VDE	MICROSWITCH 250V AC 16A VDE	_	_	2	2	2			C-2184
12	12040850	MICRORRUPTOR 250V AC16A VDE	MICROSWITCH 250V AC16A VDE	1	1	1	1	1			C-2184
18	R612103000	TERMOSTATO LIMITADOR	THERMOSTAT LIMITER	1	1	1	1	1			C-2184
19	X163007000	CONMUTADOR ACOPLE TERMOS	THERMOSTAT CONNECT SWITC	1	1	1	1	1			C-2184
21	X153000000	TERMOSTATO 50-310 C	THERMOSTAT 50-310 C	1	1	1	1	1			C-2184
22	X163014000	ENCENDEDOR 2 BUJIAS	LIGHTER 2 SPARK PLUG	1	1	1	1	1			C-2184

SBG7-10

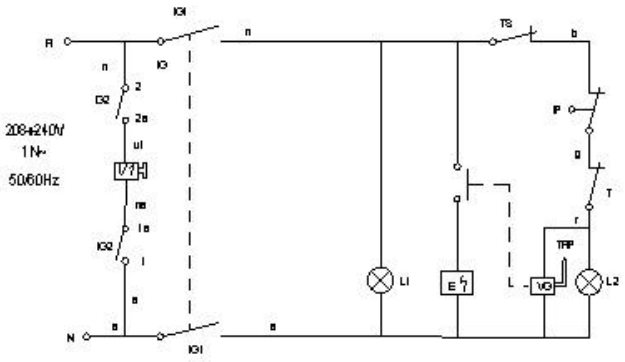

n: negro	n: noir	n: black	n: schwarz	n: nero
r: rojo	r: rouge	r: red	r: rot	r: rosso
b: blanco	b: blanc	b: white	b: weiss	b: bianco
g: gris	g: gris	g: grey	g: grau	g: grigio
a: azul	a: bleu	a: blue	a: blau	a: azzurro

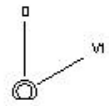

IG1-IG2

IG1-IG2	1 1a	2 2a
0		
V1	X	X

E: Encendedor
IG: Interruptor general
IP: Micro seguridad
L1: Lampara marcha
L2: Lampara calentamiento
T: Termostato
TS: Termostato seguridad
TRP: Termopar
VG: Válvula gas
V1: Electroválvula

E: Allumage
IG: Interrupteur général
Ip: Micro sécurité
L1: Veilleuse mise en route
L2: Veilleuse chauffage
T: Thermostat
TS: Thermostat sécurité
TRP: Termocouple
VG: Value gaz

E: Igniter
IG: Main switch
IP: Security switch
L1: On light
L2: Heating light
T: Thermostat
TS: Security thermostat
TRP: Thermocouple
VG: Gas value

E: Start
IG: Hauptschalter
IP: Mikro-Sicherheitsschalter
L1: Funktionsleuchte
L2: Erwärmungsleuchte
T: Termostat
TS: Sicherheitsthermostat
TRP: Termometer
VG: Gasventil

E: Ignitore
IG: Interruttore generale
IP: Micro sicurezza
L1: Lampada funzionamento
L2: Lampada riscaldamento
T: Termostato
TS: Termostato di sicurezza
TRP: Coppia termoelettrica
VG: Válvola del gas

X-463002

210

297

Esquema teórico SBG7-10

Nº	Pieza	Cant.	Material	Nº Clasificación	Acabado
Nº	Modificación		Propiedad	Fecha	Tolerancias generales

X-463002

<6± 50–100± :
5–25± : > 100±
25–50± : ◇X±

	Firma	Fecha
Dibujado	J.Etxeberria	29/11/2007
Proyectado	J.Etxeberria	29/11/2007
Comprobado	[signature]	29/11/2007

Escala 4/5

FAGOR

Fagor Industrial, Koop.Ek., Mugatua

SARTEN BASCULANTE

Planos de detalle: Ver tabla que materializa

Mecanizado superficial

Plano número HC-80147

Sustituye al Nº

Sustituido por

SBG 910, 710, 915 M, 910 M, 910 A,

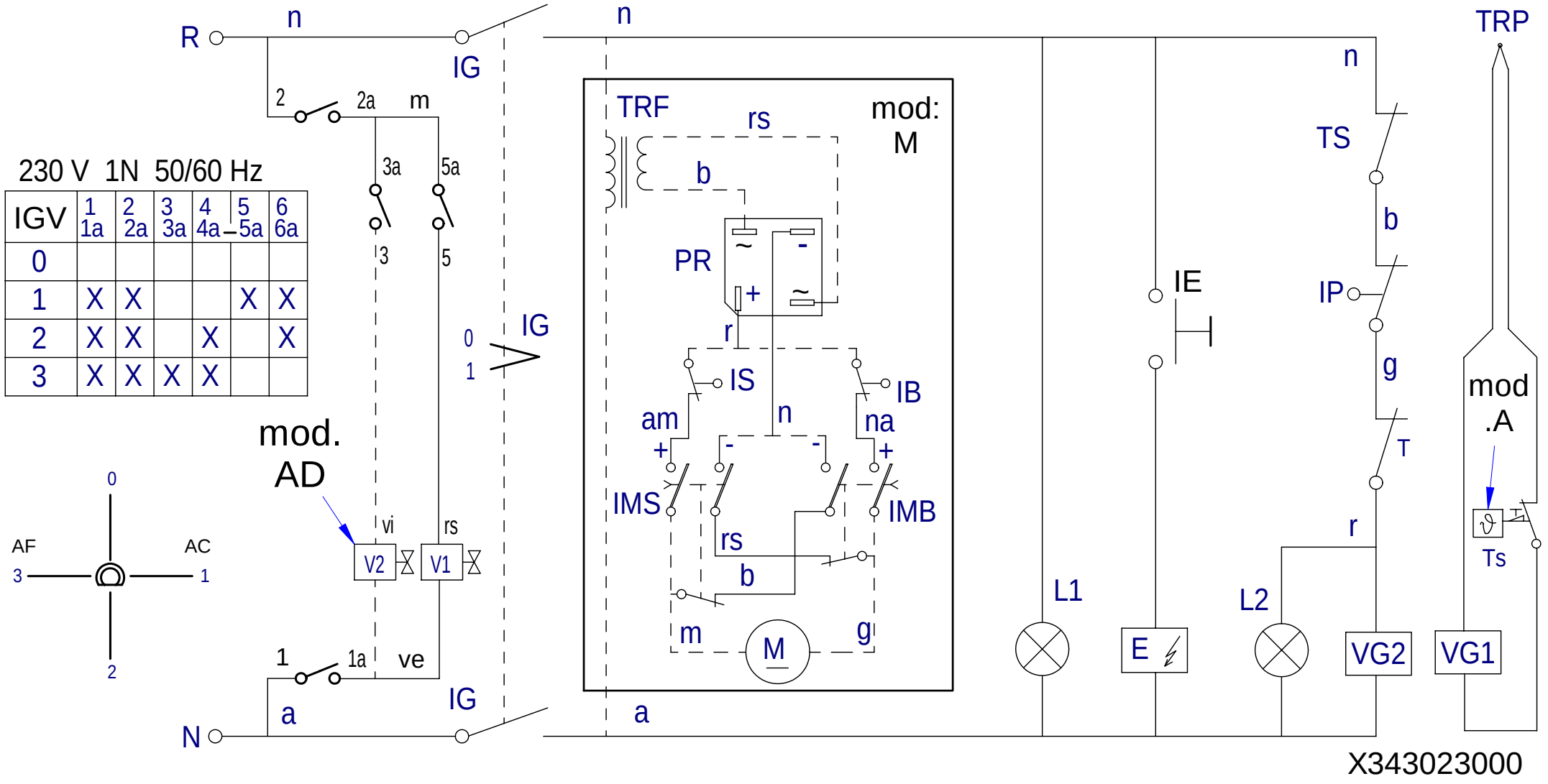

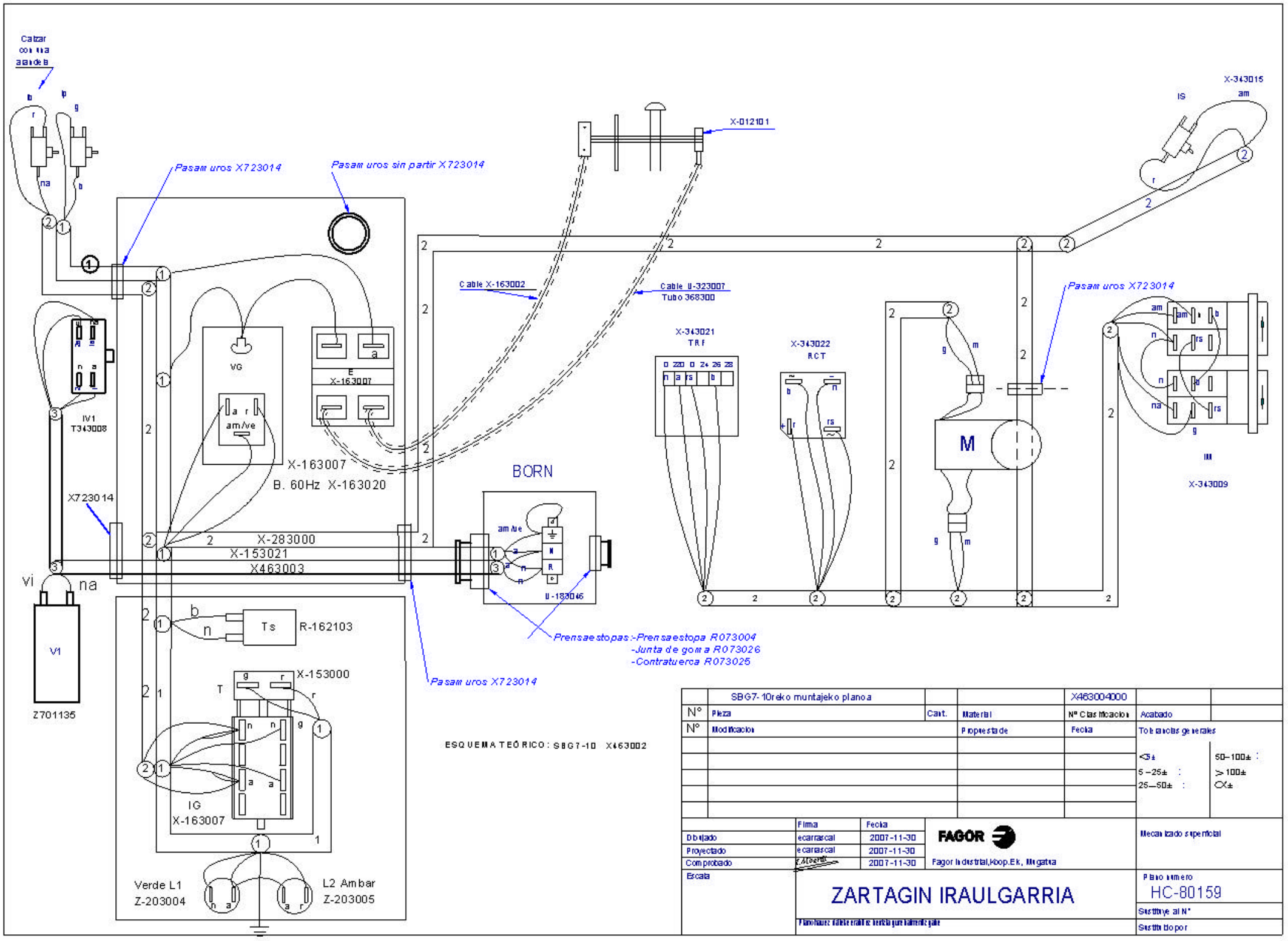

Calzar con una arandela
Pasam uros X723014
Pasam uros sin partir X723014
X-012101
X-343015
IS
am
Cable X-163002
Cable U-323007
Tubo 368300
Pasam uros X723014
X-343021
TRF
X-343022
RCT
M
IM
X-343009
IV1
T343008
VG
am/ve
E
X-163007
X-163007
B. 60Hz X-163020
BORN
X723014
X-283000
X-153021
X463003
U-183046
vi
na
V1
Z701135
Ts
R-162103
X-153000
T
IG
X-163007
Verde L1
Z-203004
L2 Ambar
Z-203005
Prensaestopas:-Prensaestopa R073004
-Junta de goma R073026
-Contratuerca R073025
Pasam uros X723014
ESQUEMA TEÓRICO: SBG7-10 X463002
SBG7-10reko muntajeko planoa
X463004000
N° Pieza
Cant.
Material
Nº Clasificacion
Acabado
N° Modificacion
Propuesta de
Fecha
Tolerancias generales
<5±
5-25±
25-50±
50-100±
>100±
Dibujado
Proyectado
Comprobado
Escala
Firma
Fecha
ecarrascal
2007-11-30
ecarrascal
2007-11-30
2007-11-30
FAGOR
Fagor Industrial,Koop.Ek, Mugatua
Mecanizado superficial
ZARTAGIN IRAULGARRIA
Plano numero
HC-80159
Sustituye al N°
Sustituido por

Simb/LENG		ESPAÑOL	ENGLISH	FRANÇAIS	DEUTSCH	ITALIANO
C1, C2	=	Contactor Calentamiento	Contacteur Chauffe	Heating Contactor	Heizschütz	Contatore Riscaldamento
CN	=	Control de Nivel de agua	Control of water Level	Commande de niveau d'eau	Steuerung des Wasserspiegeles	Controllo del livello d'acqua
E	=	Generador de Chispa	Spark generator	Générateur d'étincelle	Funkengenerator	Generatore della scintilla
IB	=	Micro tope bajada	Microswitch of lowered Limit	Microcontact de la limite abaissée	Mikroschalter der gesenkten Begrenzung	Microinterruttore del limite abbassato
IG	=	Interruptor general	General switch	Commutateur général	Allgemeiner Schalter	Interruttore generale
IGV	=	Interruptor electrovalvulas de agua	Switch electrovalvula water	Commutez l'eau d'electrovalvula	Schalten Sie electrovalvula Wasser	Commuti l'acqua di electrovalvula
IE	=	Pulsador de Encendido	Ignition Switch	Commutateur d'allumage	Zündung-Schalter	Interruttore di accensione
IMB	=	Pulsador bajada	lowered switch	commutateur abaissé	gesenkter Schalter	interruttore abbassato
IMS	=	Pulsador subida	Raised switch	Commutateur augmenté	Angehobener Schalter	Interruttore sollevato
IP	=	Micro seguridad	security microswitch	microcontact de sécurité	Sicherheitsmikroschalter	microinterruttore di sicurezza
IS	=	Micro tope subida	Microswitch of rise Limit	Microcontact de la limite d'élévation	Mikroschalter der Aufstieg Begrenzung	Microinterruttore del limite di aumento
L1	=	Lámpara marcha	Operation Light	Lumière d'opération	Betriebs-Licht	Luce di funzionamento
L2	=	Lámpara calentamiento	Heating Light	Lumière de chauffage	Heizungs-Licht	Luce del riscaldamento
M	=	Motor de elevacion	Motor of elevation	Moteur d'altitude	Motor des Aufzugs	Motore dell'altezza
P	=	Presostato de Camara	Water Level Switch	Commutateur de niveau d'eau	Wasserspiegel-Schalter	Interruttore del livello d'acqua
PR	=	Puente rectificador	Electrical bridge rectifier	Pont redresseur électrique	Elektrischer Brückengleichrichter	Raddrizzatore a ponte elettrico
R	=	Resistencia Calentamiento.	Résistance Chauffe	Heating Resistors	Widerstand Aufheizung	Resistenza Riscaldamento
RE	=	Regulador Energia	Regulator of Energy	Régulateur d'énergie	Regler von Energie	Regolatore di energia
T	=	Termostato	Thermostat	Thermostat	Thermostat	Termostato
TRF	=	Transformador	Transformer	Transformateur	Transformator	Trasformatore
TS	=	Termostato de seguridad	Security Thermostat	Thermostat de sécurité	Sicherheits-Thermostat	Termostato di sicurezza
TRP	=	Termopar	Thermocouple	Thermocouple	Thermoelement	Termocoppia
VG1,VG2	=	ElectroVálvula gas	Electrical gas valve	Clapet à gaz électrique	Elektrisches Gichtventil	Valvola a gas elettrica
V1	=	Valvula Agua CALIENTE	ElectroValve of Hot Water	Électrovalve d'eau chaude	Elektroventil des Heißwassers	Elettrovalvola di acqua calda
V2	=	Valvula Agua FRIA	ElectroValve of cold Water	Électrovalve d'eau froide	Elektroventil des kalten Wassers	Elettrovalvola di acqua fredda
V3	=	Valvula Agua Caldera	electrovalve of water boiler	électrovalve de chauffe-eau	Elektroventil des Warmwasserboilers	elettrovalvola del reattore ad acqua
	=	**COLORES**	**COLOUR**	**COULEURS**	**FARBEN**	**COLORE**
a	=	Azul	Blue	Bleu	Blau	Blu
am	=	Amarillo	Yellow	Jaune	Gelb	Giallo
am/ve	=	Amarillo/verde	Yellow / green	Jaune / vert	Gelb/grün	Giallo/verde
b	=	Blanco	White	Blanc	Weiß	Bianco
g	=	Gris	Grey	Gris	Grau	Grigio
m	=	Marrón	Brown	Marron	Braun	Marrone
n	=	Negro	Black	Noir	Schwarz	Nero
na	=	Naranja	Orange	Orange	Orange	Arancio
r	=	Rojo	Red	Rouge	Rot	Rosso
rs	=	Rosa	Pink	Rose	Rosa	Roseo
ve	=	Verde	Green	Vert	Grün	Verde
vi	=	Violeta	Purple	Violet	Violett	Viola
						X463007000

SBG7-10

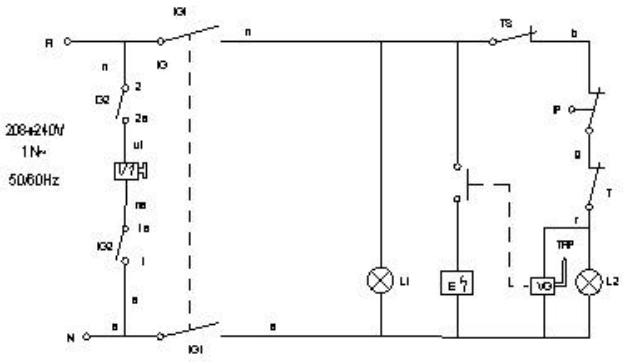

n: negro	n: noir	n: black	n: schwarz	n: nero
r: rojo	r: rouge	r: red	r: rot	r: rosso
b: blanco	b: blanc	b: white	b: weiss	b: bianco
g: gris	g: gris	g: grey	g: grau	g: grigio
a: azul	a: bleu	a: blue	a: blau	a: azzurro

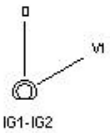

IG1-IG2	1 1a	2 2a
0		
V1	X	X

E: Encendedor
IG: Interruptor general
IP: Micro seguridad
L1: Lampara marcha
L2: Lampara calentamiento
T: Termostato
TS: Termostato seguridad
TRP: Termopar
VG: Válvula gas
V1: Electroválvula

E: Allumage
IG: Interrupteur général
Ip: Micro sécurité
L1: Veilleuse mise en route
L2: Veilleuse chauffage
T: Thermostat
TS: Thermostat sécurité
TRP: Termocouple
VG: Value gaz

E: Igniter
IG: Main switch
IP: Security switch
L1: On light
L2: Heating light
T: Thermostat
TS: Security thermostat
TRP: Thermocouple
VG: Gas value

E: Start
IG: Hauptschalter
IP: Mikro-Sicherheitsschalter
L1: Funktionsleuchte
L2: Erwärmungsleuchte
T: Termostat
TS: Sicherheitsthermostat
TRP: Termometer
VG: Gasventil

E: Ignitore
IG: Interruttore generale
IP: Micro sicurezza
L1: Lampada funzionamento
L2: Lampada riscaldamento
T: Termostato
TS: Termostato di sicurezza
TRP: Coppia termoelettrica
VG: Válvola del gas

X-463002

210

297

Esquema teórico SBG7-10

Nº	Pieza	Cant.	Material	Nº Clasificación	Acabado
Nº	Modificación		Propiedad	Fecha	Tolerancias generales

X-463002

<3± 50–100± :
5–25± : > 100±
25–50± : ◇X±

	Firma	Fecha
Dibujado	J.Etxeberria	29/11/2007
Proyectado	J.Etxeberria	29/11/2007
Comprobado	[signature]	29/11/2007

Escala 4/5

FAGOR

Fagor Industrial, Koop.Ek., Mugatua

SARTEN BASCULANTE

Planos de detalle: Sartén basculante

Mecanizado superficial

Plano número HC-80147

Sustituye al Nº

Sustituido por

SBG 910, 710, 915 M, 910 M, 910 A,

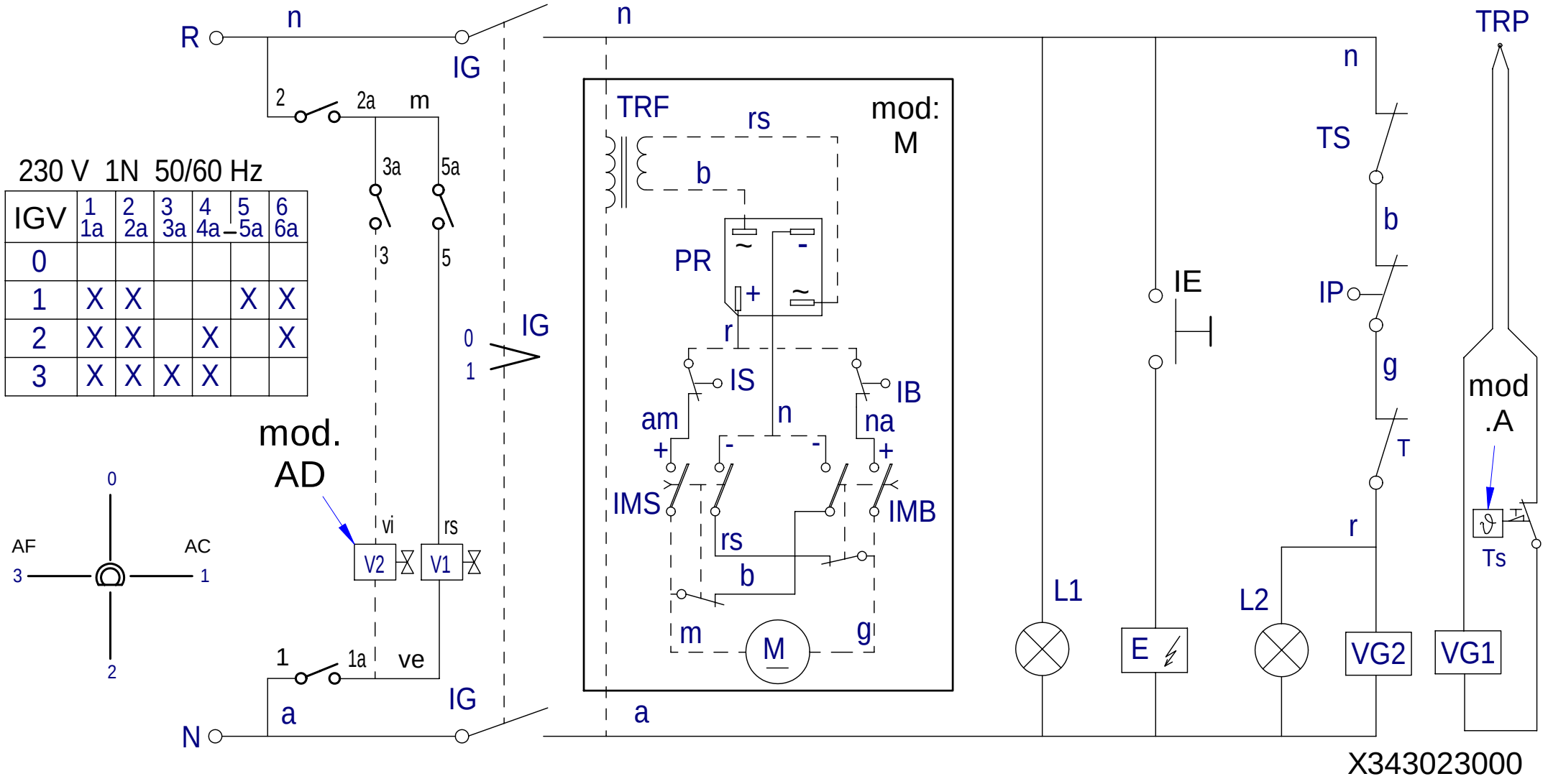

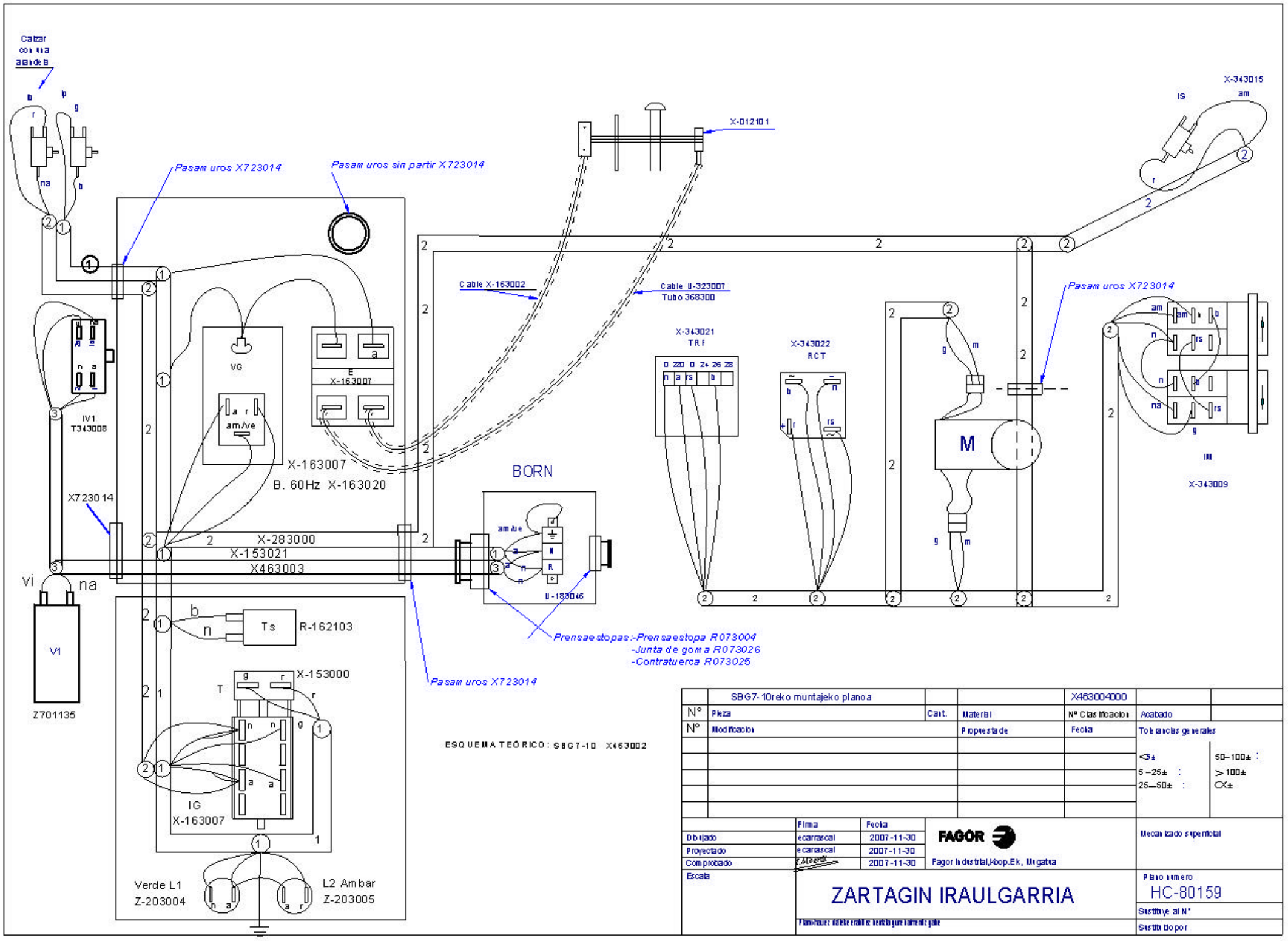

Calzar con una arandela
Pasam uros X723014
Pasam uros sin partir X723014
X-012101
X-343015
IS
am
Cable X-163002
Cable U-323007
Tubo 368300
Pasam uros X723014
X-343021
TRF
X-343022
RCT
M
IM
X-343009
IV1
T343008
VG
am/ve
E
X-163007
X-163007
B. 60Hz X-163020
BORN
X723014
X-283000
X-153021
X463003
U-183046
vi
na
V1
Z701135
Ts
R-162103
X-153000
T
IG
X-163007
Verde L1
Z-203004
L2 Ambar
Z-203005
Prensaestopas:-Prensaestopa R073004
-Junta de goma R073026
-Contratuerca R073025
Pasam uros X723014
ESQUEMA TEÓRICO: SBG7-10 X463002
SBG7-10reko muntajeko planoa
X463004000
N° Pieza
Cant.
Material
Nº Clasificacion
Acabado
N° Modificacion
Propuesta de
Fecha
Tolerancias generales
<5±
5-25±
25-50±
50-100±
>100±
Dibujado
Proyectado
Comprobado
Escala
Firma
Fecha
ecarrascal
2007-11-30
ecarrascal
2007-11-30
2007-11-30
FAGOR
Fagor Industrial,Koop.Ek, Mugatua
Mecanizado superficial
ZARTAGIN IRAULGARRIA
Plano numero
HC-80159
Sustituye al N°
Sustituido por

Simb/LENG		ESPAÑOL	ENGLISH	FRANÇAIS	DEUTSCH	ITALIANO
C1, C2	=	Contactor Calentamiento	Contacteur Chauffe	Heating Contactor	Heizschütz	Contatore Riscaldamento
CN	=	Control de Nivel de agua	Control of water Level	Commande de niveau d'eau	Steuerung des Wasserspiegeles	Controllo del livello d'acqua
E	=	Generador de Chispa	Spark generator	Générateur d'étincelle	Funkengenerator	Generatore della scintilla
IB	=	Micro tope bajada	Microswitch of lowered Limit	Microcontact de la limite abaissée	Mikroschalter der gesenkten Begrenzung	Microinterruttore del limite abbassato
IG	=	Interruptor general	General switch	Commutateur général	Allgemeiner Schalter	Interruttore generale
IGV	=	Interruptor electrovalvulas de agua	Switch electrovalvula water	Commutez l'eau d'electrovalvula	Schalten Sie electrovalvula Wasser	Commuti l'acqua di electrovalvula
IE	=	Pulsador de Encendido	Ignition Switch	Commutateur d'allumage	Zündung-Schalter	Interruttore di accensione
IMB	=	Pulsador bajada	lowered switch	commutateur abaissé	gesenkter Schalter	interruttore abbassato
IMS	=	Pulsador subida	Raised switch	Commutateur augmenté	Angehobener Schalter	Interruttore sollevato
IP	=	Micro seguridad	security microswitch	microcontact de sécurité	Sicherheitsmikroschalter	microinterruttore di sicurezza
IS	=	Micro tope subida	Microswitch of rise Limit	Microcontact de la limite d'élévation	Mikroschalter der Aufstieg Begrenzung	Microinterruttore del limite di aumento
L1	=	Lámpara marcha	Operation Light	Lumière d'opération	Betriebs-Licht	Luce di funzionamento
L2	=	Lámpara calentamiento	Heating Light	Lumière de chauffage	Heizungs-Licht	Luce del riscaldamento
M	=	Motor de elevacion	Motor of elevation	Moteur d'altitude	Motor des Aufzugs	Motore dell'altezza
P	=	Presostato de Camara	Water Level Switch	Commutateur de niveau d'eau	Wasserspiegel-Schalter	Interruttore del livello d'acqua
PR	=	Puente rectificador	Electrical bridge rectifier	Pont redresseur électrique	Elektrischer Brückengleichrichter	Raddrizzatore a ponte elettrico
R	=	Resistencia Calentamiento.	Résistance Chauffe	Heating Resistors	Widerstand Aufheizung	Resistenza Riscaldamento
RE	=	Regulador Energia	Regulator of Energy	Régulateur d'énergie	Regler von Energie	Regolatore di energia
T	=	Termostato	Thermostat	Thermostat	Thermostat	Termostato
TRF	=	Transformador	Transformer	Transformateur	Transformator	Trasformatore
TS	=	Termostato de seguridad	Security Thermostat	Thermostat de sécurité	Sicherheits-Thermostat	Termostato di sicurezza
TRP	=	Termopar	Thermocouple	Thermocouple	Thermoelement	Termocoppia
VG1,VG2	=	ElectroVálvula gas	Electrical gas valve	Clapet à gaz électrique	Elektrisches Gichtventil	Valvola a gas elettrica
V1	=	Valvula Agua CALIENTE	ElectroValve of Hot Water	Électrovalve d'eau chaude	Elektroventil des Heißwassers	Elettrovalvola di acqua calda
V2	=	Valvula Agua FRIA	ElectroValve of cold Water	Électrovalve d'eau froide	Elektroventil des kalten Wassers	Elettrovalvola di acqua fredda
V3	=	Valvula Agua Caldera	electrovalve of water boiler	électrovalve de chauffe-eau	Elektroventil des Warmwasserboilers	elettrovalvola del reattore ad acqua
	=	**COLORES**	**COLOUR**	**COULEURS**	**FARBEN**	**COLORE**
a	=	Azul	Blue	Bleu	Blau	Blu
am	=	Amarillo	Yellow	Jaune	Gelb	Giallo
am/ve	=	Amarillo/verde	Yellow / green	Jaune / vert	Gelb/grün	Giallo/verde
b	=	Blanco	White	Blanc	Weiß	Bianco
g	=	Gris	Grey	Gris	Grau	Grigio
m	=	Marrón	Brown	Marron	Braun	Marrone
n	=	Negro	Black	Noir	Schwarz	Nero
na	=	Naranja	Orange	Orange	Orange	Arancio
r	=	Rojo	Red	Rouge	Rot	Rosso
rs	=	Rosa	Pink	Rose	Rosa	Roseo
ve	=	Verde	Green	Vert	Grün	Verde
vi	=	Violeta	Purple	Violet	Violett	Viola
						X463007000